

---

---

**ENGINE  
GROUP**

---

---

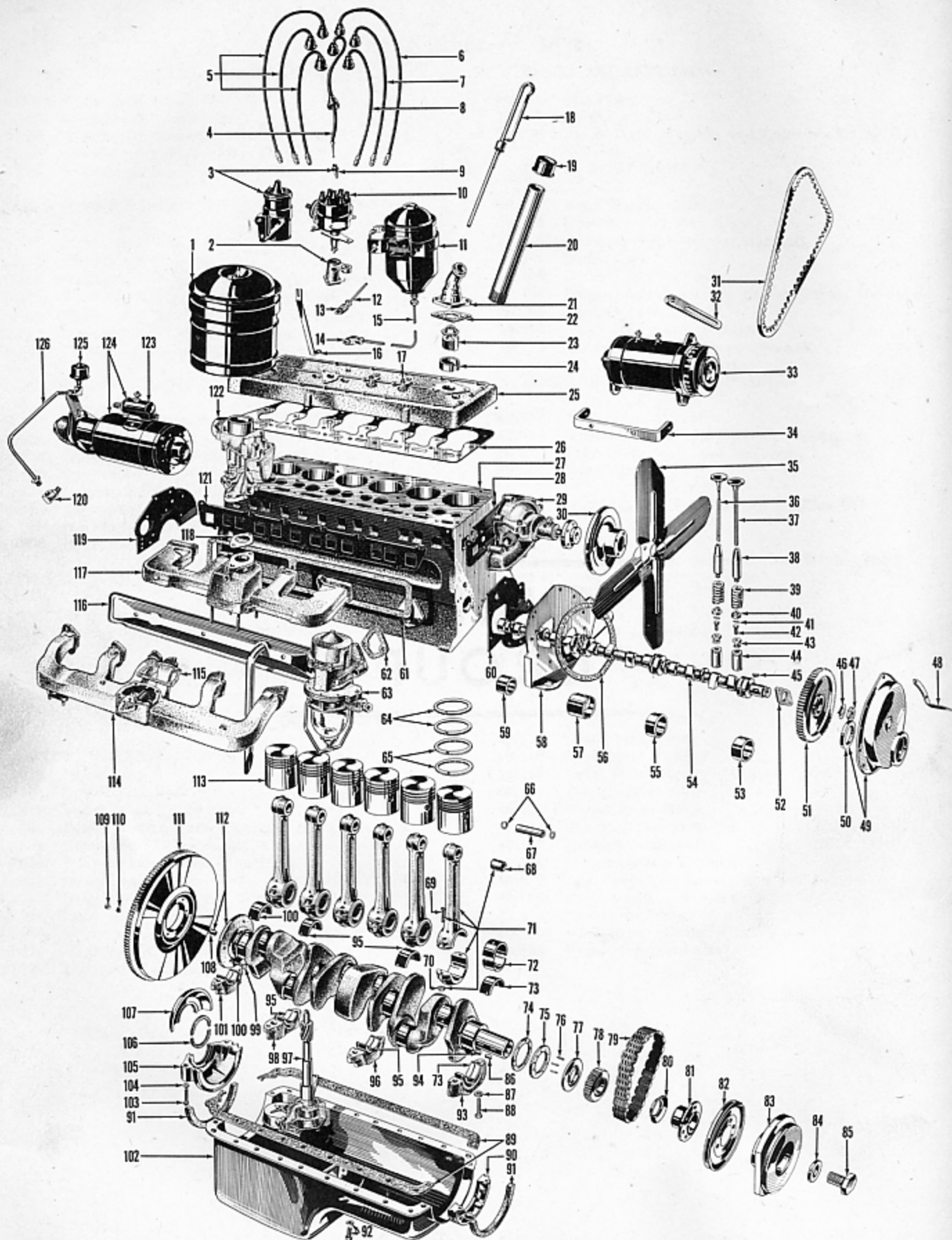


FIGURE 1-1—TYPICAL ENGINE - EXPLODED VIEW

FIGURE 1-1—TYPICAL ENGINE - EXPLODED VIEW

Key	Part Name	Group	Key	Part Name	Group
1	Air Cleaner.....	4.000	69	Bolt, Connecting Rod.....	1.400
2	Adapter, Distributor Mounting.....	7.342	70	Locknut, Connecting Rod.....	1.400
3	Coil, Ignition.....	7.346	71	Rod Ass'y., Connecting.....	1.400
4	Cable, Ignition - High Tension.....	7.360	72	Bearing, Connecting Rod - Upper or Lower.....	1.405
5	Cable, No. 4, 5 and 6 Spark Plug.....	7.360	73	Bearing, No. 1, Crankshaft Main - Pair.....	1.315
6	Cable, No. 1 Spark Plug.....	7.360	74	Thrustwasher, Crankshaft.....	1.310
7	Cable, No. 2 Spark Plug.....	7.360	75	Thrustwasher, Crankshaft.....	1.310
8	Cable, No. 3 Spark Plug.....	7.360	76	Pin, Crankshaft Thrustwasher.....	1.310
9	Terminal Nut, Ignition Coil.....	7.346	77	Thrustplate, Crankshaft.....	1.310
10	Distributor.....	7.300	78	Gear, Crankshaft Timing.....	1.600
11	Oil Filter.....	2.300	79	Chain, Timing Gear.....	4.605
12	Tube Ass'y., Oil Filter Inlet.....	2.315	80	Slinger, Crankshaft Oil.....	1.310
13	Elbow, Oil Filter Inlet Tube.....	2.315	81	Hub, Crankshaft Pulley.....	1.350
14	Elbow, Oil Filter Outlet Tube.....	2.316	82	Pulley, Crankshaft.....	1.350
15	Tube Ass'y., Oil Filter Outlet.....	2.316	83	Damper, Vibration.....	1.330
16	Bracket, Air Cleaner Support.....	4.060	84	Lockwasher, Vibration Damper.....	1.330
17	Spark Plug.....	7.375	85	Bolt, Vibration Damper.....	1.330
18	Gauge, Oil Depth.....	2.415	86	Key, Crankshaft Pulley Hub.....	1.350
19	Cap, Oil Filler Tube.....	2.412	87	Flatwasher, Main Bearing Cap.....	1.320
20	Tube, Oil Filler.....	2.412	88	Bolt, Main Bearing Cap (No. 1, 2 and 3 Caps).....	1.320
21	Elbow, Water Outlet.....	6.425	89	Gasket, Oil Pan Side.....	2.400
22	Gasket, Water Outlet Elbow.....	6.425	90	Block, Crankshaft Bearing Filler - Front.....	1.325
23	Thermostat.....	6.410	91	Gasket, Oil Pan End.....	2.400
24	Adapter Ring, Thermostat.....	6.410	92	Bolt with L/W, Oil Pan to Block.....	2.400
25	Head, Cylinder.....	1.200	93	Cap, No. 1, Main Bearing.....	1.320
26	Gasket, Cylinder Head.....	1.200	94	Key, Timing Gear.....	1.600
27	Block Ass'y., Cylinder.....	1.100	95	Bearing, No. 2 and No. 3, Crankshaft Main - Pair.....	1.315
28	Gasket, Water Pump to Block.....	6.300	96	Cap, No. 2, Main Bearing.....	1.320
29	Water Pump.....	6.300	97	Oil Pump.....	2.200
30	Pulley, Fan.....	6.000	98	Cap, No. 3, Main Bearing.....	1.320
31	Belt, Fan.....	6.000	99	Bolt, Flywheel to Crankshaft.....	1.360
32	Link, Generator Adjusting.....	7.460	100	Bearing, No. 4, Crankshaft Main - Pair....	1.315
33	Generator.....	7.400	101	Cap, No. 4, Main Bearing.....	1.320
34	Bracket, Generator Mounting.....	7.465	102	Oil Pan.....	2.400
35	Fan.....	6.000	103	Bolt, Crankshaft Bearing Rear Filler Block.....	1.326
36	Valve, Exhaust.....	1.720	104	Lockwasher, Crankshaft Bearing Rear Filler Block.....	1.326
37	Valve, Intake.....	1.720	105	Block, Crankshaft Bearing Filler-Rear....	1.326
38	Guide, Valve.....	1.720	106	Gasket, Crankshaft Brg. Rear Filler Block	1.326
39	Spring, Valve.....	1.720	107	Guard, Crankshaft Brg. Rear Filler Block.	1.326
40	Retainer, Valve Spring.....	1.720	108	Bushing, Crankshaft Pilot.....	1.300
41	Lock, Valve Spring Retainer.....	1.720	109	Nut, Flywheel to Crankshaft.....	1.360
42	Screw, Valve Tappet Adjusting.....	1.740	110	Lockwasher, Flywheel to Crankshaft.....	1.360
43	Locknut, Valve Tappet Adjusting Screw....	1.740	111	Flywheel Ass'y. ....	1.360
44	Tappet, Valve.....	1.740	112	Crankshaft Ass'y. ....	1.300
45	Key, Timing Gear.....	1.600	113	Piston.....	1.410
46	Lock, Timing Gear Nut.....	1.600	114	Manifold Ass'y., Exhaust.....	5.000
47	Nut, Timing Gear.....	1.600	115	Gasket, Exhaust to Intake Manifold.....	5.000
48	Pointer, Timing.....	1.370	116	Cover, Valve Tappet.....	1.750
49	Cover Ass'y., Timing Chain.....	1.610	117	Manifold Ass'y., Intake.....	3.000
50	Seal, Crankshaft Oil.....	1.303	118	Gasket, Carburetor to Intake Manifold....	3.640
51	Gear, Timing.....	1.600	119	Plate, Cylinder Block End-Rear.....	1.110
52	Thrustplate, Camshaft.....	1.500	120	Elbow, Oil Pressure Gauge Tube-Engine Unit.....	2.440
53	Bearing, No. 1, Camshaft.....	1.510	121	Gasket, Exhaust and Intake Manifold to Block.....	5.000
54	Camshaft.....	1.500	122	Carburetor.....	3.640
55	Bearing, No. 2, Camshaft.....	1.510	123	Solenoid, Starter Motor.....	7.265
56	Gasket, Timing Gear Chain Cover.....	1.610	124	Motor, Starter.....	7.222
57	Bearing, No. 3, Camshaft.....	1.510	125	Gauge, Oil Pressure-Engine Unit.....	2.440
58	Plate, Cylinder Block End - Front.....	1.105	126	Tube Ass'y., Oil Pressure Gauge- Engine Unit.....	2.440
59	Bearing, No. 4, Camshaft.....	1.510			
60	Gasket, Cylinder Block Front End Plate....	1.105			
61	Gasket, Valve Tappet Cover.....	1.750			
62	Gasket, Fuel Pump to Block.....	3.470			
63	Fuel Pump.....	3.470			
64	Ring, Piston - Compression.....	1.415			
65	Ring, Piston - Oil.....	1.415			
66	Ring, Piston Pin Retaining.....	1.420			
67	Pin, Piston.....	1.420			
68	Bushing, Connecting Rod.....	1.400			

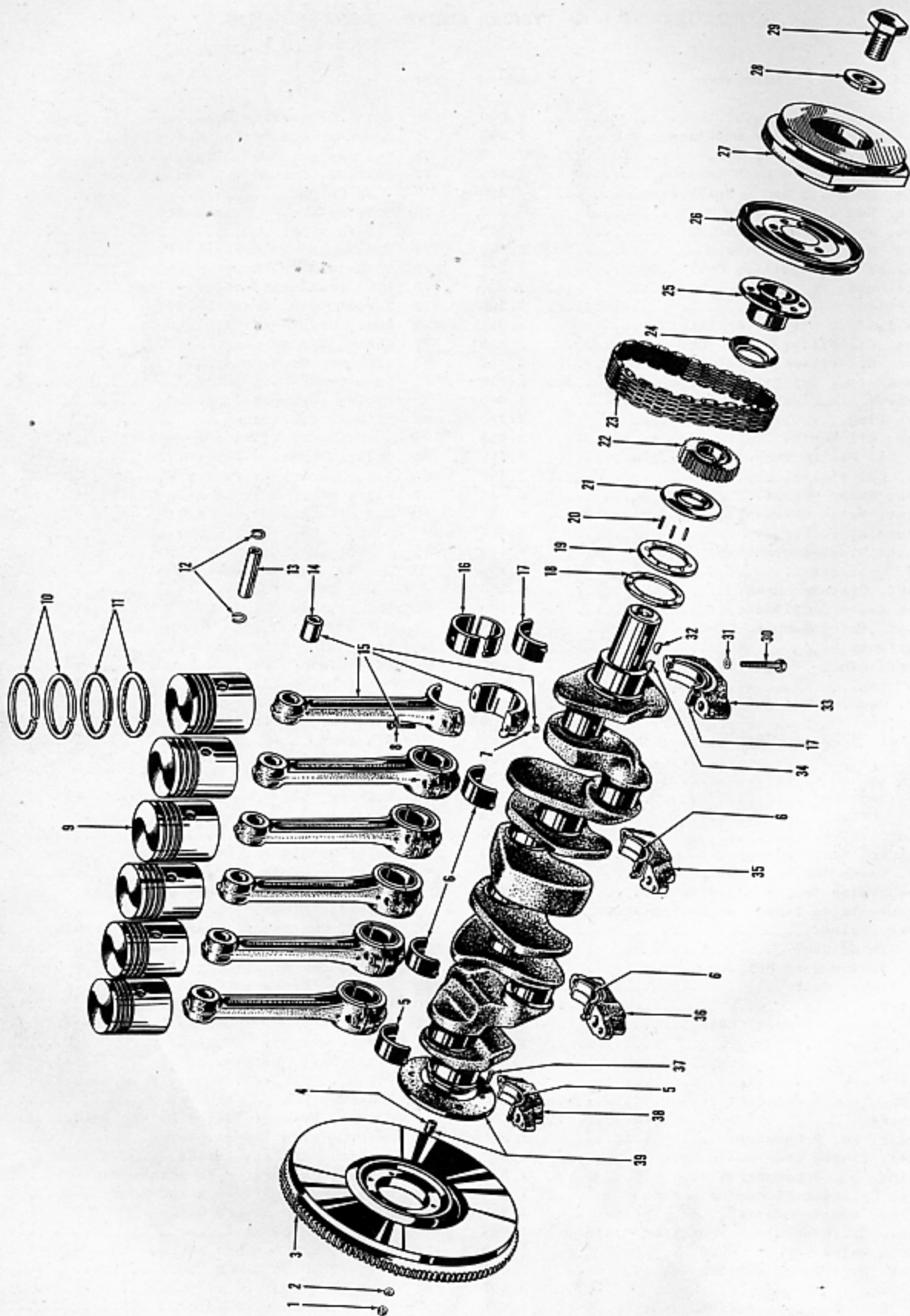


FIGURE 1-2—TYPICAL CRANKSHAFT - EXPLODED VIEW

FIGURE 1-2—TYPICAL CRANKSHAFT - EXPLODED VIEW

Key	Part Name	Group	Key	Part Name	Group
1	Nut, Flywheel to Crankshaft.....	1.360	21	Thrustplate, Crankshaft.....	1.310
2	Lockwasher, Flywheel to Crankshaft.....	1.360	22	Gear, Timing.....	1.600
3	Flywheel Ass'y. ....	1.360	23	Chain, Timing Gear.....	1.605
4	Bushing, Crankshaft Pilot.....	1.300	24	Slinger, Crankshaft Oil.....	1.310
5	Bearing, No. 4, Crankshaft Main - Pair.....	1.315	25	Hub, Crankshaft Pulley.....	1.350
6	Bearing, No. 2 and No. 3, Crankshaft Main - Pair.....	1.315	26	Pulley, Crankshaft.....	1.350
7	Locknut, Connecting Rod.....	1.400	27	Damper, Vibration.....	1.330
8	Bolt, Connecting Rod.....	1.400	28	Lockwasher, Vibration Damper.....	1.330
9	Piston.....	1.410	29	Bolt, Vibration Damper.....	1.330
10	Ring, Compression.....	1.415	30	Bolt, Main Bearing Cap (No. 1, 2, and 3 Caps).....	1.320
11	Ring, Oil.....	1.415	31	Flatwasher, Main Bearing Cap.....	1.320
12	Retaining Ring, Piston Pin.....	1.420	32	Key, Crankshaft Pulley Hub.....	1.350
13	Pin, Piston.....	1.420	33	Cap, No. 1, Main Bearing.....	1.320
14	Bushing, Connecting Rod.....	1.400	34	Key, Timing Gear.....	1.600
15	Rod Ass'y., Connecting.....	1.400	35	Cap, No. 2, Main Bearing.....	1.320
16	Bearing, Connecting Rod - Upper or Lower.....	1.405	36	Cap, No. 3, Main Bearing.....	1.320
17	Bearing, No. 1, Crankshaft Main - Pair.....	1.315	37	Bolt, Flywheel to Crankshaft.....	1.360
18	Thrustwasher, Crankshaft.....	1.310	38	Cap, No. 4, Main Bearing.....	1.320
19	Thrustwasher, Crankshaft.....	1.310	39	Crankshaft Ass'y. ....	1.300
20	Pin, Crankshaft Thrustwasher.....	1.310			

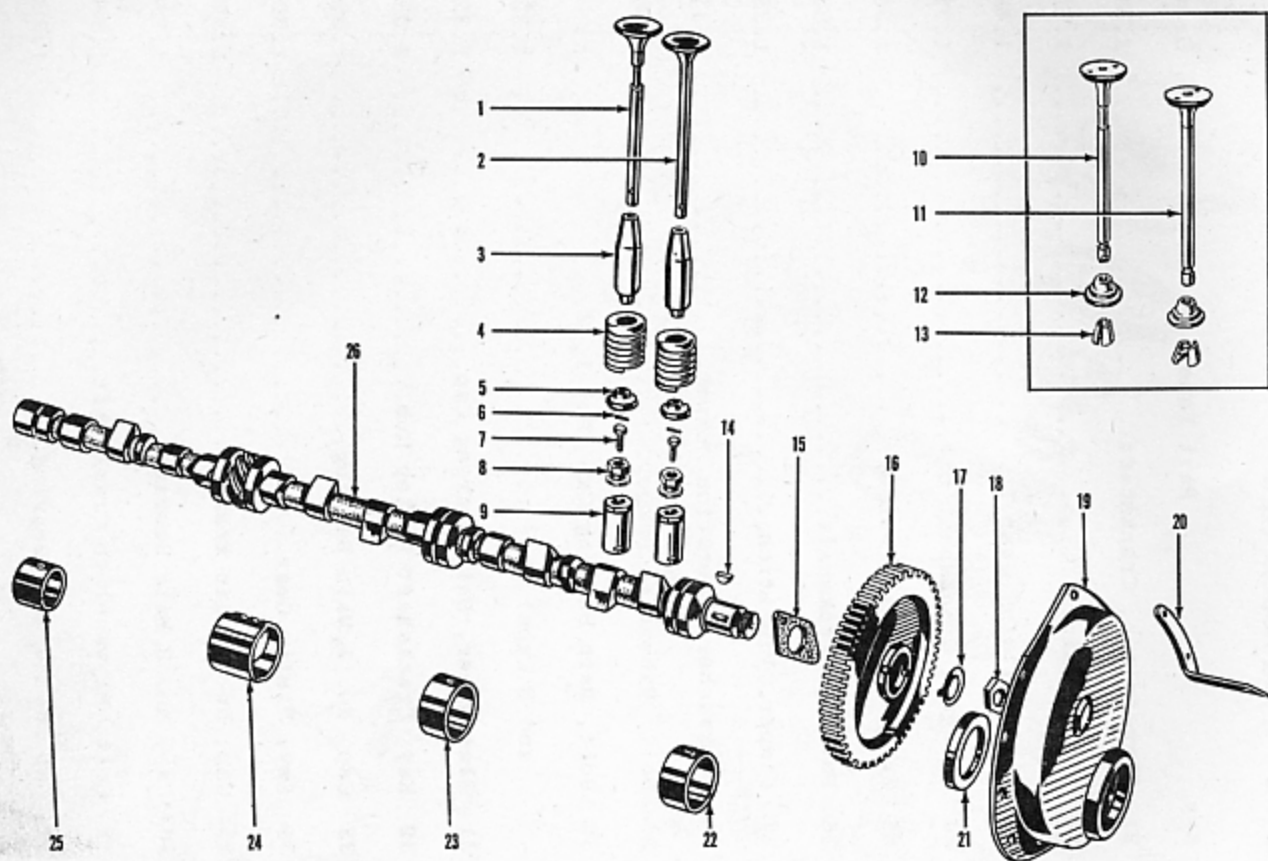


FIGURE 1-3—TYPICAL CAMSHAFT - EXPLODED VIEW

Key	Part Name	Group	Key	Part Name	Group
1	Valve, Exhaust.....	1.720	14	Key, Timing Gear.....	1.600
2	Valve, Intake.....	1.720	15	Thrustplate.....	1.500
3	Guide, Valve.....	1.720	16	Gear, Timing.....	1.600
4	Spring, Valve.....	1.720	17	Lock, Timing Gear Nut.....	1.600
5	Retainer, Valve Spring.....	1.720	18	Nut, Timing Gear.....	1.600
6	Lock, Valve Spring Retainer.....	1.720	19	Cover Ass'y., Timing Chain.....	1.610
7	Screw, Valve Tappet Adjusting.....	1.740	20	Pointer, Timing.....	1.370
8	Locknut, Valve Tappet Adjusting Screw	1.740	21	Seal.....	1.303
9	Tappet, Valve.....	1.740	22	Bearing, No. 1, Camshaft.....	1.510
10	Valve, Exhaust.....	1.720	23	Bearing, No. 2, Camshaft.....	1.510
11	Valve, Intake.....	1.720	24	Bearing, No. 3, Camshaft.....	1.510
12	Retainer, Valve Spring.....	1.720	25	Bearing, No. 4, Camshaft.....	1.510
13	Lock, Valve Spring Retainer.....	1.720	26	Camshaft.....	1.500

# ENGINE

1

FIGURE NUMBER	GROUP	PART NAME and DESCRIPTION	PART NUMBER	QTY.	MODELS
<b>1.000 - ENGINE</b>					
		Engine, with Clutch and Housing (less Accessories) (L.H.D.)..	201945	1	All
		Engine, with Clutch and Housing (less Accessories)....(Dual Manifold) ..	203346	1	F486
		Engine, with Clutch and Housing (less Accessories) (R.H.D.)..	203347	1	F485, K481
		Bolt, 3/8" - 16 x 3/4" Hx. Hd. ....	220	2	All
		Lockwasher, 3/8" Ext. Tooth.....	291	2	All
		Flatwasher, 1/2" Sm. ....	222	2	All
		Locknut, 1/2" - 20 Hx. ....	223	2	All
 <b>Note:</b> When replacing an Engine with Exhaust Outlet located at front of Manifold and Fuel Pump at rear of Block the following parts in addition to the Engine must be ordered.					
		Fuel Pump.....	202319	1	All
		Tube, Fuel Tank to Frame Tee.....	201874	1	All
		Tube, Fuel Pump to Carburetor.....	202878	1	All
		Connector, Carburetor Inlet.....	202880	1	All
		Elbow, Fuel Pump Outlet.....	202137	1	All
		Tube, Vacuum Pump to Manifold.....	202879	1	All
		Elbow, Vacuum Pump Inlet.....	202123	1	All
		Connector, Vacuum Pump Outlet.....	202125	1	All
		Tube, Vacuum Pump to W/S Wiper (Metal)..	203056	1	All
		Connector, W/S Wiper Tube.....	202125	1	All
		Pipe, Exhaust.....	201547	1	All
		Nut, Exhaust Pipe, 7/16" - 14 Hx. Lt. ..	426	2	All
		Gasket, Exhaust Pipe.....	201852	1	All
		Tube, Carburetor Choke.....	202413	1	All
		Pan, Engine Dust, Right.....	202037	1	All
		Screw, Engine Dust Pan, No. 10-16 x 1/2 Hx. Hd. Tap.....	460	5	All
		Flatwasher, No. 10 Sm. ....	248	5	All
		Bracket, Engine Dust Pan, Right.....	202581	1	All
		Screw, Engine Dust Pan Bracket, No. 10- 24 x 7/16" Rd. Hd. Sl. ....	470	1	All
		Lockwasher, Engine Dust Pan Brkt., No.10 Med. ....	254	1	All
		Nut, Engine Dust Pan Brkt., No.10-24 Hx.	378	1	All
 <b>1.010 - ENGINE SUPPORT INSULATOR - FRONT</b>					
		Insulator.....	200202	2	All
		Bolt, 5/16" - 24 x 3/4" Hx. Hd. ....	224	4	All
		Flatwasher, 5/16" Sm. ....	225	4	All
		Lockwasher, 5/16" Int. Ext. Tooth.....	226	4	All
		Nut, 5/16" - 24 Hx. Lt. ....	189	4	All
 <b>1.015 - ENGINE SUPPORT - REAR</b>					
		Support (under Transmission).....	201364	1	All
		Bolt, 3/8"-16 x 3/4" Hx. Hd. ....	220	2	All
		Lockwasher, 3/8" Med. ....	192	2	All
		Lockwasher, 3/8" Ext. Tooth.....	291	2	All

## ENGINE

FIGURE NUMBER	GROUP	PART NAME and DESCRIPTION	PART NUMBER	QTY.	MODELS
1.020 - ENGINE SUPPORT INSULATOR - REAR					
		Insulator.....	201365	2	All
		Flatwasher, 1/2" Sm. { to } ..	222	2	All
		Locknut, 1/2" - 20 Hx. { Support } ..	223	2	All
		Bolt, 5/16" - 24 x 3/4" { to } ..	224	4	All
		Hx. Hd. .... { Crossmember } ..	225	4	All
		Flatwasher, 5/16" Sm. { } ..	225	4	All
		Locknut, 5/16" - 24 Hx. { } ..	326	4	All
1.030 - ENGINE GROUND STRAP					
7-1-29		Strap.....	201498	1	All
		Lockwasher, 5/16" - 24 Hx. ....	226	1	All
1.100 - CYLINDER BLOCK					
		Block (incl. Pistons and Rings) used with Fuel Pump at rear.....	200051	1	F47, K100
1-1-27		Block (incl. Pistons and Rings) used with Fuel Pump at front.....	201946	1	All
		Plug, Expansion 1 1/2".....	217	1	All
		Plug, Expansion (Core Hole) 1 3/8".....	216	6	All
		Plug, (Oil Header) 1/4".....	200052	2	All
		Drain Cock (Water Jacket).....	200449	1	All
1.105 - CYLINDER BLOCK END PLATE - FRONT					
1-1-58		Plate.....	200053	1	All
1-1-60		Gasket.....	200054	1	All
1.110 - CYLINDER BLOCK END PLATE - REAR					
1-1-119		Plate.....	200055	1	All
		Dowel Screw.....	200056	2	All
		Bolt, 7/16" - 14 x 1 1/8" Hx. Hd.....	213	1	All
		Lockwasher, 7/16" Med. ....	193	3	All
1.200 - CYLINDER HEAD					
1-1-25		Head.....	200057	1	All
		Head..... (R.H.D.) .....	203348	1	F485, K481
		Bolt, 3/8" - 16 x 2 3/4 Hx. Hd. ....	200058	32	All
		Bolt (Air Cleaner).....	201565	1	All
		Flatwasher.....	200059	32	All
		Flatwasher.....	200060	1	All
1-1-26		Gasket (Copper Asbestos).....	200062	1	All
1-1-26		Gasket (Steelbestos).....	202936	1	All
1.300 - CRANKSHAFT					
1-2-39		Crankshaft (incl. Pilot Bushing).....	200063	1	All
1-2-4		Bushing, Pilot.....	200064	1	All
1.303 - CRANKSHAFT OIL SEAL					
1-3-21		Seal (in Timing Gear Cover).....	200129	1	All



# ENGINE

1

FIGURE NUMBER	GROUP	PART NAME and DESCRIPTION	PART NUMBER	QTY.	MODELS
<b>1.310 - CRANKSHAFT THRUSTWASHER</b>					
1-2-18		Thrustwasher.....	200065	1	All
		Shim, .002".....	200067	4	All
		Shim, .008".....	200068	7	All
1-2-21		Thrustplate.....	200066	1	All
1-2-24		Slinger.....	200069	1	All
1-2-19		Thrustwasher (used with Bearing without Flange).....	202685	1	All
1-2-20		Pin 5/32" x 1/2".....	202684	3	All
<b>1.315 - CRANKSHAFT MAIN BEARINGS</b>					
		Bearing, No. 1 St'd.....(with Flange)..	200070	1	All
1-2-17		Bearing, No. 1 St'd.....(without Flange)..	202686	1	All
1-2-6		Bearing, No. 2 and 3 St'd.....	200071	2	All
1-2-5		Bearing, No. 4 St'd.....	200072	1	All
		Bearing, No. 1 .002" Undersize (with Flange).....	201928	*	All
		Bearing, No. 1 .002" Undersize (without Flange).....	202687	*	All
		Bearing, No. 2 and 3 .002" Undersize.....	201929	*	All
		Bearing, No. 4 .002" Undersize.....	201930	*	All
NOTE: Engine Serial Nos. followed by the letter "X" have .002 undersize Main Bearings.					
		Bearing, No. 1 .004" Undersize (with Flange).....	202062	*	All
		Bearing, No. 2 and 3 .004" Undersize.....	202063	*	All
		Bearing, No. 4 .004" Undersize.....	202064	*	All
		Bearing, No. 1 .010" Undersize (with Flange).....	200337	*	All
		Bearing, No. 1 .010" Undersize (without Flange).....	202691	*	All
		Bearing, No. 2 and 3 .010" Undersize.....	200338	*	All
		Bearing, No. 4 .010 Undersize.....	200339	*	All
NOTE: Engine Serial Nos. followed by the letter "A" have .010 undersize Main Bearings.					
<b>1.320 - CRANKSHAFT MAIN BEARING CAP</b>					
1-2-33		Cap, No. 1.....	202689	1	All
1-2-35		Cap, No. 2.....	200074	1	All
1-2-36		Cap, No. 3.....	200075	1	All
1-2-38		Cap, No. 4.....	200076	1	All
		Dowel (used with Cap 202689).....	202690	2	All
		Dowel Pin.....	200077	5	All
		Dowel Ring.....	200078	1	All
1-2-30		Bolt, (No. 1, 2 and 3 Caps) 1/2" - 13 x 2 1/2 Hx. Hd. ....	200079	6	All
		Bolt, (No. 4 Cap) 1/2" - 13 x 3 1/4" Hx. Hd. ....	200080	2	All
1-2-31		Flatwasher, 1/2".....	200081	8	All

\*As required

## ENGINE

FIGURE NUMBER	GROUP	PART NAME and DESCRIPTION	PART NUMBER	QTY.	MODELS
1.325 - CRANKSHAFT BEARING FILLER BLOCK - FRONT					
1-1-90		Block.....	200090	1	All
		Bolt, 5/16" - 18 x 7/8" Hx. Soc. ....	200091	1	All
		Bolt, 5/16" - 18 x 7/8" Sl. ....	200092	2	All
		Lockwasher, 5/16".....	240	2	All
1.326 - CRANKSHAFT BEARING FILLER BLOCK - REAR					
1-1-105		Block.....	200093	1	All
1-1-103		Bolt, 5/16" - 18 x 2 5/8" Hx. Hd. ....	200094	2	All
1-1-104		Lockwasher, 5/16".....	240	2	All
1-1-106		Gasket, Cork (to Crankshaft).....	200095	2	All
1-1-107		Guard.....	200096	1	All
1.330 - VIBRATION DAMPER					
1-2-27		Damper.....	200082	1	All
1-2-29		Bolt, 5/16" - 18 x 5/8" Hx. Hd. ....	208	6	All
1-2-28		Lockwasher, 5/16" Int. Tooth.....	200	6	All
1.350 - CRANKSHAFT PULLEY					
1-2-26		Pulley.....	200085	1	All
1-2-25		Hub.....	200086	1	All
1-2-32		Key.....	200087	1	All
		Plug, Keyway.....	200088	1	All
		Bolt, 3/4" - 16 x 1" Hx. Hd. ....	214	1	All
		Flatwasher, 25/32".....	200089	1	All
1.360 - FLYWHEEL					
1-2-3		Flywheel (incl. Ring Gear).....	200097	1	All
1-2-37		Bolt, 3/8" - 24 x 1 1/4".....	200098	6	All
1-2-2		Lockwasher, 3/8" Int. Tooth.....	201	6	All
1-2-1		Nut, 3/8" - 24 Hx. ....	200099	6	All
		Ring Gear.....	200100	1	All
1.370 - TIMING POINTER					
		Pointer (Flywheel Marking).....	201939	1	All
		Screw, No. 4 x 5/16".....	200159	2	All
1-3-19		Pointer (Vibration Damper Marking).....	200158	1	All
1.400 - CONNECTING ROD					
1-2-15		Rod, No. 1, 3 and 5 (less Bearings).....	200101	3	All
		Rod, No. 2, 4 and 6 (less Bearings).....	200102	3	All
		Bolt, 3/8" - 24 x 2 5/16".....	200103	12	All
		Nut, 3/8" - 24 Hx. ....	200104	12	All
		Cotter Pin, 3/32" x 3/4".....	139	12	All
1-2-8		Bolt.....	203309	12	F485, F486, K481, K482
1-2-7		Locknut, 3/8" - 24 - Marsden.....	203310	12	F485, F486, K481, K482
1-2-14		Bushing.....	200107	6	All
1.405 - CONNECTING ROD BEARING					

NOTE: (Packaged 2 per Box)

# ENGINE

FIGURE NUMBER	GROUP	PART NAME and DESCRIPTION	PART NUMBER	QTY.	MODELS
---------------	-------	---------------------------	-------------	------	--------

### 1.405 - CONNECTING ROD BEARING (CONT'D.)

1-2-16	Bearing, No. 1, 3 and 5 St'd. ....	200105	6	All
	Bearing, No. 2, 4 and 6 St'd. ....	200106	6	All
	Bearing, No. 1, 3 and 5 .001 Undersize....	200346	*	All
	Bearing, No. 2, 4 and 6 .001 Undersize....	200347	*	All
	Bearing, No. 1, 3 and 5 .002 Undersize....	200348	*	All
	Bearing, No. 2, 4 and 6 .002 Undersize....	200349	*	All
	Bearing, No. 1, 3 and 5 .010 Undersize....	200350	*	All
	Bearing, No. 2, 4 and 6 .010 Undersize....	200351	*	All

NOTE: Engine Serial Nos. followed by the letter "A" have  
.010 Undersize Connecting Rod Bearings.

Bearing, No. 1, 3 and 5 .012 Undersize....	200354	*	All
Bearing, No. 2, 4 and 6 .012 Undersize....	200355	*	All

### 1.410 - PISTON

1-2-9	Piston, St'd. ....	}	with Drilled Oil Return Holes in Third and Fourth Ring Grooves	200108	6	F47, K100		
	Piston, .005 Oversize. ....			200357	*	F47, K100		
	Piston, .010 Oversize. ....			200358	*	F47, K100		
	Piston, .020 Oversize. ....			200359	*	F47, K100		
	Piston, .025 Oversize. ....			202484	*	F47, K100		
	Piston, .030 Oversize. ....			200360	*	F47, K100		
	Piston, St'd. ....			}	with Heat Dam and Drilled Holes in Third Ring Groove Slotted Oil Return in Fourth Ring Groove	201947	6	All
	Piston, .005 Oversize. ....					201949	*	All
	Piston, .010 Oversize. ....					201950	*	All
	Piston, .020 Oversize. ....					201951	*	All
Piston, .025 Oversize. ....	202487	*	All					
Piston, .030 Oversize. ....	201952	*	All					
Piston, .040 Oversize. ....	203751	*	All					
Piston, .050 Oversize. ....	203752	*	All					
Piston, .060 Oversize. ....	203753	*	All					

NOTE: Engine Serial Nos. followed by the letter "A" have  
.020 Oversize Pistons.

### 1.415 - PISTON RING

1-2-10	Ring, Compression, St'd. ....	200111	12	All
	Ring, Compression, .010 Oversize. ....	200361	*	All
	Ring, Compression, .020 Oversize. ....	200362	*	All
	Ring, Compression, .030 Oversize. ....	200363	*	All
1-2-11	Ring, Oil, St'd. ....	200112	12	All
	Ring, Oil, .010 Oversize. ....	200364	*	All
	Ring, Oil, .020 Oversize. ....	200365	*	All
	Ring, Oil, .030 Oversize. ....	200366	*	All

### 1.417 - PISTON RING SETS - OIL CONTROL

Ring Set, St'd. (St'd. to .009 Oversize)..	203145	1	All
Ring Set, .020 Oversize (.010 to .029 Oversize).....	203146	1	All
Ring Set, .040 Oversize (.030 to .049 Oversize).....	203147	1	All

\*As required

## ENGINE

FIGURE NUMBER	GROUP	PART NAME and DESCRIPTION	PART NUMBER	QTY.	MODELS
1.417 - PISTON RING SETS - OIL CONTROL (CONT'D)					
		Ring Set, .060 Oversize (.050 to .069 Oversize).....	203148	1	All
1.420 - PISTON PIN					
1-2-13		Pin, St'd.....	200109	6	All
		Pin, .003 Oversize.....	201472	*	All
		Pin, .005 Oversize.....	201473	*	All
1-2-12		Retaining Ring.....	200110	12	All
1.500 - CAMSHAFT					
1-3-26		Camshaft (for Engines with Fuel Pump at rear).....	200113	1	F47, K100
		Camshaft (for Engines with Fuel Pump at front).....	203017	1	All
1-3-15		Thrustplate.....	200114	1	All
		Bolt with L/W 5/16", - 18 x 5/8" Hx. Hd..	200352	2	All
		Nut, 5/16" - 18 Hx. ....	205	2	All
1.510 - CAMSHAFT BEARINGS					
1-3-22		Bearing, No. 1.....	200115	1	All
1-3-23		Bearing, No. 2.....	200116	1	All
1-3-24		Bearing, No. 3.....	200117	1	All
1-3-25		Bearing, No. 4.....	200118	1	All
1.600 - TIMING GEAR					
1-2-22		Gear (on Crankshaft).....	200083	1	All
1-2-34		Key, 1/4" x 1" Woodruff No. 15.....	200084	1	All
1-3-16		Gear (on Camshaft).....	200119	1	All
1-3-14		Key, 5/32" x 5/8" Woodruff No. 6.....	200120	1	All
1-3-17		Lock.....	200121	1	All
1-3-18		Nut, 7/8" - 18 Hx. ....	200122	1	All
1.605 - TIMING CHAIN					
1-2-23		Chain.....	200123	1	All
1.610 - TIMING CHAIN COVER					
1-3-19		Cover (incl. Seal).....	200126	1	All
		Bolt, 5/16" - 18 x 7/8" Hx. Hd. ....	209	4	All
		Lockwasher, 5/16" Hy. ....	191	4	All
		Bolt, 7/16" - 14 x 1 1/8" Hx. Hd. ....	213	1	All
		Lockwasher, 7/16" Med. ....	193	1	All
		Bolt with L/W 5/16", - 18 x 3/4" Hx. Hd. ....	200353	4	All
		Nut, 5/16" - 18 Hx. ....	205	5	All
		Stud, 5/16" - 18 x 1 1/4".....	200127	1	All
1-1-56		Gasket.....	200128	1	All
1.720 - VALVE					
1-3-2		Valve, Intake..... (Pin Type Lock)..	200130	6	All

\*As required

# ENGINE

1

FIGURE NUMBER	GROUP	PART NAME and DESCRIPTION	PART NUMBER	QTY.	MODELS
1.720 - VALVE (CONT'D.)					
1-3-11		Valve, Intake.....(Split Type Lock)..	203325	6	F485, F486, K481, K482
1-3-1		Valve, Exhaust.....(Pin Type Lock)..	200131	6	All
1-3-10		Valve, Exhaust.....(Split Type Lock)..	203326	6	F485, F486, K481, K482
1-3-3		Guide.....	200132	12	All
1-3-4		Spring, Intake and Exhaust.....	200133	12	All
1-3-5		Retainer (used with Pin Type Lock).....	200134	12	All
1-3-12		Retainer (used with Split Type Lock)....	203327	12	F485, F486, K481, K482
1-3-6		Lock.....(Pin Type)..	200135	12	All
1-3-13		Lock.....(Split Type)..	203328	24	F485, F486, K481, K482

### 1.740 - VALVE TAPPET

1-3-9		Tappet, St'd.....	200137	12	All
		Tappet, .0005 Oversize.....	202582	*	All
		Tappet, .001 Oversize.....	202583	*	All
		Tappet, .0015 Oversize.....	203339	*	All
		Tappet, .002 Oversize.....	203340	*	All
1-3-7		Screw, 3/8" - 24 x 1 5/32" Hx. Hd. ....	200138	12	All
1-3-8		Locknut, 3/8" - 24 Hx. ....	200139	12	All

### 1.750 - VALVE TAPPET COVER

1-1-116		Cover.....	200140	1	All
1-1-61		Gasket.....	200143	1	All
		Stud, 1/4" - 20 x 2 3/8".....	200141	3	All
		Nut, 1/4" - 20 Hx. ....	202142	3	All
		Gasket, 7/16".....	202145	3	All
		Shield, Valve Chamber Oil.....	202682	2	All

\*As required

# NOTES