

FIGURE 2-1—TYPICAL OIL PUMP - EXPLODED VIEW

Key	Part Name	Group	Key	Part Name	Group
1	Pin, Drive Gear - at Camshaft.....	2.210	9	Gear, Idler.....	2.215
2	Gear, Drive - at Camshaft.....	2.210	10	Gear, Drive.....	2.210
3	Shaft, Drive.....	2.210	11	Cover.....	2.230
4	Key, Drive Gear.....	2.210	12	Float.....	2.235
5	Bushing, Body.....	2.205	13	Cotter Pin.....	2.235
6	Body Ass'y.	2.205	14	Bolt, Cover.....	2.230
7	Shaft, Idler Gear.....	2.215	15	Lockwasher, Cover Bolt.....	2.230
8	Gasket, Cover.....	2.230			

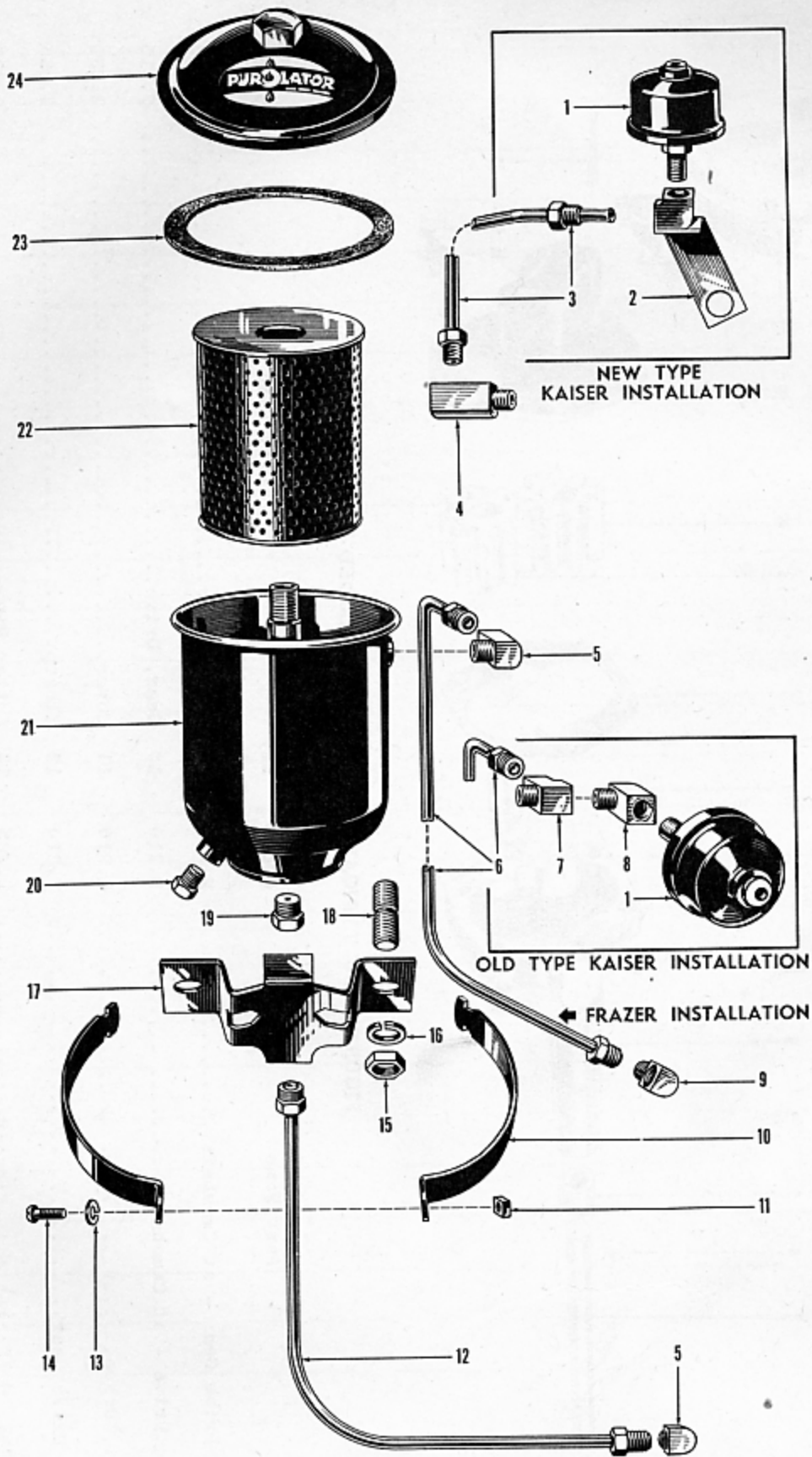


FIGURE 2-2—TYPICAL OIL FILTER - EXPLODED VIEW

FIGURE 2-2—TYPICAL OIL FILTER - EXPLODED VIEW

Key	Part Name	Group	Key	Part Name	Group
1	Gauge - Engine Unit.....	2.430	13	Lockwasher.....	2.300
2	Elbow and Bracket.....	2.440	14	Bolt.....	2.300
3	Tube - Engine Unit.....	2.440	15	Nut.....	2.300
4	Elbow (at Block).....	2.440	16	Lockwasher.....	2.300
5	Elbow, Oil Filter Inlet (at Filter).....	2.315	17	Bracket, Mounting.....	2.300
6	Tube, Inlet.....	2.315	18	Stud.....	2.300
7	Tee, Inlet Tube.....	2.430	19	Connector (at Filter Outlet).....	2.316
8	Elbow, Engine Unit Gauge (to Inlet Tube Tee).....	2.430	20	Plug, Drain.....	2.300
9	Elbow, Inlet Tube (at Block).....	2.315	21	Filter Case (Incl. in Oil Filter Ass'y.).....	2.300
10	Strap, Mounting Bracket...	2.300	22	Element.....	2.300
11	Nut.....	2.300	23	Gasket, Cover.....	2.300
12	Tube, Outlet.....	2.316	24	Cover, Oil Filter.....	2.300

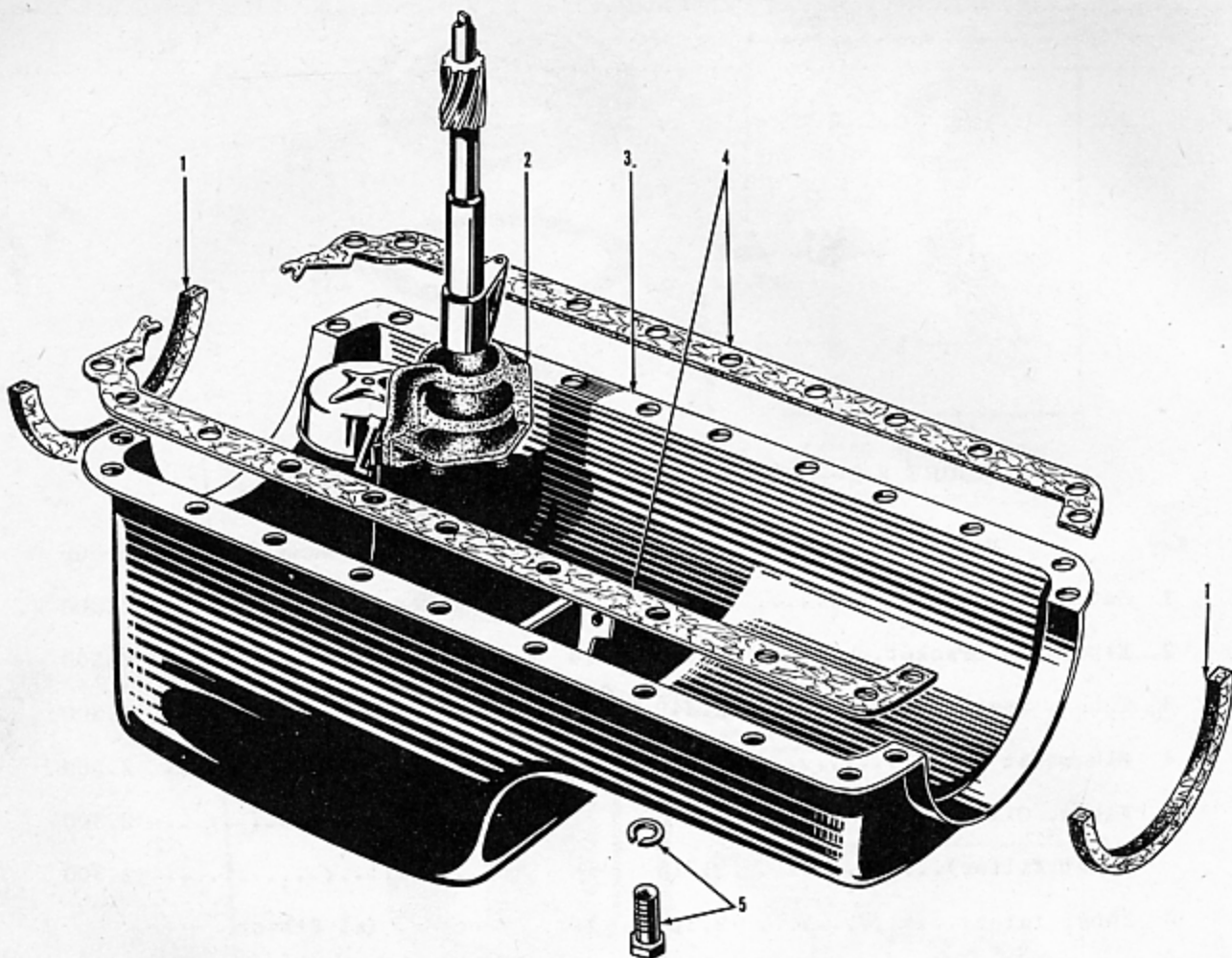


FIGURE 2-3—OIL PAN - EXPLODED VIEW

Key	Part Name	Group	Key	Part Name	Group
1	Gasket, End.....	2.400	4	Gasket, Side.....	2.400
2	Pump, Oil.....	2.200	5	Bolt with L/W, Oil Pan to Block.....	2.400
3	Pan, Oil.....	2.400			

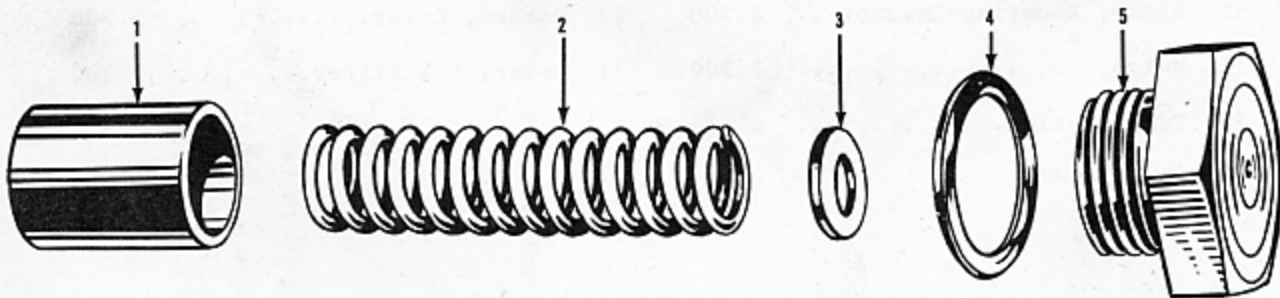


FIGURE 2-4—OIL PRESSURE RELIEF VALVE - EXPLODED VIEW

Key	Part Name	Group	Key	Part Name	Group
1	Valve.....	2.410	4	Gasket.....	2.410
2	Spring.....	2.410	5	Plug.....	2.410
3	Washer.....	2.410			

ENGINE LUBRICATION

2

FIGURE NUMBER	GROUP	PART NAME and DESCRIPTION	PART NUMBER	QTY.	MODELS
2.200 - OIL PUMP					
1-1-97		Pump (Less Float).....	200240	1	All
		Stud, 3/8" - 16 x 1 1/2".....	201966	1	All
		Lockwasher, 3/8" Med.	192	1	All
		Nut, 3/8" - 16 Hex.	204	1	All
		Bushing (in Block).....	200242	1	All
2.205 - OIL PUMP BODY					
2-1-6		Body (Incl. Bushing).....	200243	1	All
2-1-5		Bushing.....	200244	1	All
2.210 - OIL PUMP DRIVE SHAFT					
2-1-3		Shaft (Incl. Gear at Camshaft).....	203185	1	All
2-1-10		Gear (at Pump).....	200247	1	All
2-1-4		Key, 1/8" x 1/2" Woodruff No. 3.....	200250	1	All
2-1-2		Gear (at Camshaft).....	200248	1	All
2-1-1		Pin, 3/16" x 15/16".....	200249	1	All
2.215 - OIL PUMP IDLER GEAR SHAFT					
2-1-7		Shaft.....	200246	1	All
2-1-9		Gear.....	200251	1	All
2.230 - OIL PUMP COVER					
2-1-11		Cover.....	200252	1	All
2-1-14		Bolt, 1/4" - 20 x 3/4" Hx. Hd.	206	6	All
2-1-15		Lockwasher, 1/4" Med.	190	6	All
2-1-8		Gasket.....	200253	1	All
2.235 - OIL PUMP FLOAT					
2-1-12		"Floato".....	200254	1	All
2-1-13		Cotter Pin, 1/8" x 1 1/4".....	199	1	All
2.300 - OIL PUMP FILTER					
1-1-11		Filter (Incl. Mtg. Bracket and Strap).....	200255	1	All
2-2-18		Stud, 3/8" - 16 x 1 1/8".....	200257	2	All
2-2-16		Lockwasher, 3/8" Med.	192	2	All
2-2-15		Nut, 3/8" - 16 Hx.	204	2	All
2-2-20		Drain Plug, 1/8" Pipe, Hx. Hd.	236	1	All
2-2-22		Element (Incl. Cover Gasket).....	200136	1	All
2-2-24		Cover.....	200150	1	All
2-2-23		Gasket.....	200166	1	All
2-2-17		Bracket.....	200167	1	All
2-2-10		Strap.....	200168	2	All
2-2-14		Bolt, 1/4" - 20 x 3/4" Fil. Hd. Sl.	234	1	All
2-2-13		Lockwasher, 1/4" Med.	190	1	All
2-2-11		Nut, 1/4" - 20 Sq.	235	1	All
2.315 - OIL FILTER INLET TUBE					
2-2-6		Tube (Incl. Nuts).....	200241	1	All

ENGINE LUBRICATION

FIGURE NUMBER	GROUP	PART NAME and DESCRIPTION	PART NUMBER	QTY.	MODELS
2.315 - OIL FILTER INLET TUBE (CONT'D.)					
2-2-5		Elbow, (at Filter) 7/16" - 24 x 1/8" Pipe x 90° x 1/4" Inv. Fl. Tube, after Serial K481-3879, K482-1212.....	202123	1	All except K100, K101
2-2-9		Elbow (at Block).....	202124	1	All
		Nut, 7/16" - 24 Hx. x 1/4" Inv. Fl. Tube	202143	2	All
2.316 - OIL FILTER OUTLET TUBE					
2-2-12		Tube (Incl. Nuts).....	200282	1	All
		Connector (at Filter) after Serial F481- 3879, F482-1212.....	202125	1	All
2-2-19		Connector (Restricted) up to Serial K481-3879, K482-1212.....	201824	1	K100, K101, K481, K482
2-2-5		Elbow (at Crankcase) 7/16" - 24 x 1/8" Pipe x 90° x 1/4" Inv. Pl. Tube.....	202123	1	All
		Nut, 7/16" - 24 Hx. x 1/4" Inv. Fl. Tube	202143	2	All
2.400 - OIL PAN					
2-3-3		Pan.....	201961	1	All
2-3-5		Bolt, with L/W, 5/16" - 18 x 3/4" Hx. Hd.	200353	18	All
		Plug, Drain, 7/8" - 18 Hx.	200268	1	All
		Gasket, Drain Plug.....	200269	1	All
2-3-4		Gasket, Side.....	200266	2	All
2-3-1		Gasket, End.....	200267	2	All
2.405 - OIL RETURN TUBE (VALVE CHAMBER TO PAN)					
		Tube.....	201962	1	All
		Stud, 1/4" - 20 x 1/4" - 20 x 7/8".....	201964	1	All
		Lockwasher, 1/4" Med.	190	1	All
		Nut, 1/4" - 20 Hx.	203	1	All
		Clip.....	201963	1	All
2.410 - OIL PRESSURE RELIEF VALVE					
2-4-1		Valve.....	200270	1	All
2-4-2		Spring.....	200271	1	All
2-4-3		Washer.....	200272	*	All
2-4-5		Plug.....	200273	1	All
2-4-4		Gasket, Plug.....	202146	1	All
2.412 - OIL FILLER TUBE					
1-1-20		Tube.....	200258	1	All
1-1-19		Cap.....	200261	1	All
		Breather (Incl. Cap) (Heavy Duty).....	202862	1	All
2.415 - OIL DEPTH GAUGE (OR DIP STICK)					
1-1-18		Gauge.....	200262	1	All
		Washer.....	200263	1	All
		Support.....	200264	1	All

*As required

ENGINE LUBRICATION

FIGURE NUMBER	GROUP	PART NAME and DESCRIPTION	PART NUMBER	QTY.	MODELS
2.420 - OIL PRESSURE GAUGE (INSTRUMENT PANEL)					
		Gauge.....	202493	1	F47, F47C, F485, F486
		Gauge (Green).....	201539	1	K100
		Gauge (Sandtone Beige).....	202787	1	K100, K101, K481, K482
		Screw, No. 8 - 32 x 1/4" Rd. Hd. Sl. ..	310	2	F47, F47C, F485, F486
		Screw, No. 8 - 32 x 1/4" Fil. Hd. Sl. ..	357	2	K100, K101, K481, K482
		Gasket.....	201379	1	F47, F47C, F485, F486
		Gauge..... (R.H.D.).....	203489	1	F485
		Gauge..... (R.H.D.).....	203490	1	K481
		Nut (Terminal) No. 10 - 32 Hx.	202	2	All
		Lockwasher, No. 10 Int. Tooth.....	259	2	All
2.425 - OIL PRESSURE GAUGE TUBE					
		Tube, Lower.....	200313	1	F47, F47C, F485, F486
		Elbow, 3/8" - 24 x 1/8" Pipe 90° x 3/16"			
		Inv. Fl. Tube.....	202126	1	F47, F47C, F485, F486
		Clip (at Flywheel Housing).....	200317	1	F47, F47C, F485, F486
		Tube, Intermediate.....	200316	1	F47, F47C, F485, F486
		Tube, Upper.....	200318	1	F47, F47C, F485, F486
		Nut, 3/8" - 24 Hx. x 3/16" Inv. Fl. Tube	202142	4	F47, F47C, F485, F486
		Plug, 1/8" Pipe Sq. Hd. (at Block) up to			
		Serial K481-3879, K482-1212.....	168	1	K100, K101, K481, K482
2.430 - OIL PRESSURE GAUGE (ENGINE UNIT)					
2-2-1		Gauge.....	201540	1	K100, K101, K481, K482
2-2-7		Tee, 7/16" - 24 x 1/8" { up to Serial			
		Pipe x 1/8" Pipe..... { K481-3879, }..	201541	1	K100, K101, K481, K482
2-2-8		Elbow..... { K482-1212 }..	201823	1	K100, K101, K481, K482
		Gauge..... (R.H.D.).....	203505	1	F485, K481
		Screw (Terminal) No. 8 - 32 x 1/4 Rd. Hd.			
		Sl.	310	1	All except F47, F47C, F486
		Lockwasher No. 8 Int. Tooth.....	273	1	All except F47, F47C, F486
2.440 - OIL PRESSURE GAUGE TUBE (ENGINE UNIT)					
2-2-3		Tube (Incl. Nuts)... {after Serial K481}...	203252	1	K481, K482
2-2-4		Elbow (at Block).... { 3879, K482- }...	202126	1	K481, K482
2-2-2		Elbow and Bracket... { 1212 }...	203251	1	K481, K482

NOTES