

FIGURE 15-1—TYPICAL REAR WHEEL
BRAKE - EXPLODED VIEW

Key	Part Name	Group
1	Cylinder.....	15.012
2	Spring.....	15.004
3	Link, Hand Brake Operating Lever.....	15.008
4	Lever, Hand Brake Operating.....	15.008
5	Spring.....	15.004
6	Lining (Sets Only).....	15.006
7	Clip.....	15.004
8	Cam, Adjusting.....	15.002
9	Plate.....	15.002
10	Lockwasher.....	15.002
11	Nut, Adjusting Cam.....	15.002
12	Bolt with L/W	15.012
13	Retainer, Hand Brake Operating Lever.....	15.008
14	Springwasher.....	15.008
15	Shoe (Sets Only).....	15.004

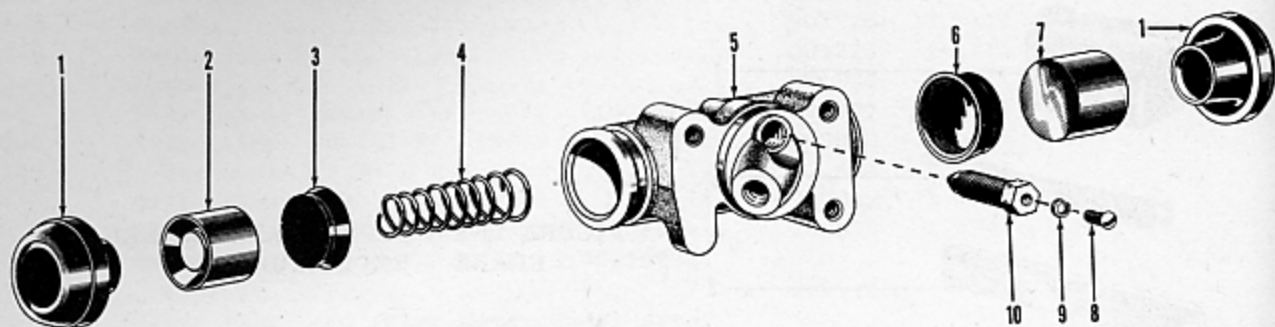


FIGURE 15-2—TYPICAL FRONT WHEEL BRAKE CYLINDER - EXPLODED VIEW

Key	Part Name	Group	Key	Part Name	Group
1	Boot.....	15.020	6	Cup, Front.....	15.020
2	Piston, Rear.....	15.020	7	Piston, Front.....	15.020
3	Cup, Rear.....	15.020	8	Screw.....	15.016
4	Spring, Return.....	15.020	9	Lockwasher.....	15.016
5	Body.....	15.016	10	Bleeder Valve.....	15.016

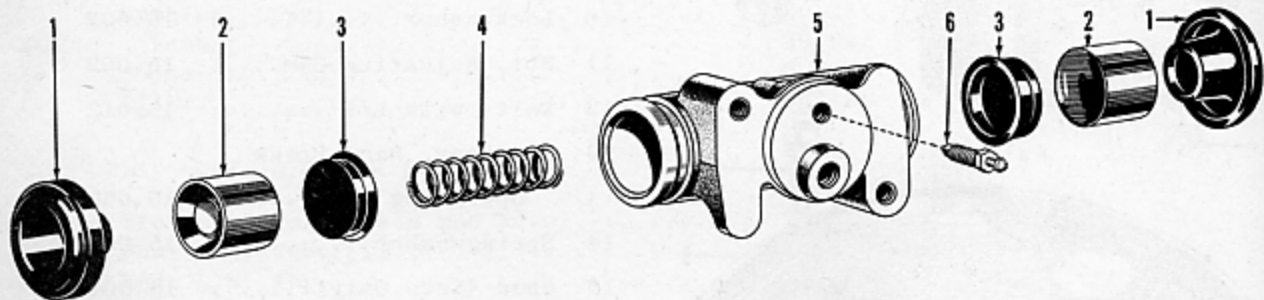


FIGURE 15-3—TYPICAL REAR WHEEL BRAKE CYLINDER - EXPLODED VIEW

Key	Part Name	Group	Key	Part Name	Group
1	Boot.....	15.030	4	Spring, Return.....	15.030
2	Piston.....	15.030	5	Body.....	15.018
3	Cup.....	15.030	6	Bleeder Valve.....	15.018

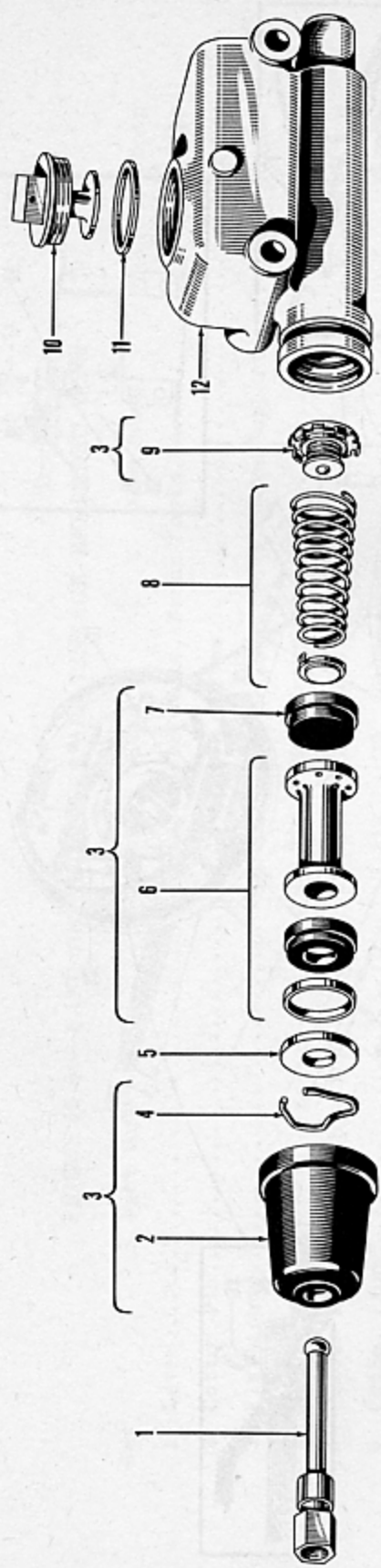


FIGURE 15-4—TYPICAL MASTER BRAKE CYLINDER - EXPLODED VIEW

Key	Part Name	Group	Key	Part Name	Group
1	Rod, Piston Push.....	15.035	7	Cup, Piston.....	15.035
2	Boot.....	15.035	8	Spring Ass'y.	15.035
3	Repair Kit.....	15.040	9	Valve, Check.....	15.035
4	Retainer, Piston Stop Plate.....	15.035	10	Plug, Filler.....	15.035
5	Plate, Piston Stop.....	15.035	11	Gasket, Filler Plug.....	15.035
6	Piston Ass'y.	15.035	12	Body.....	15.035

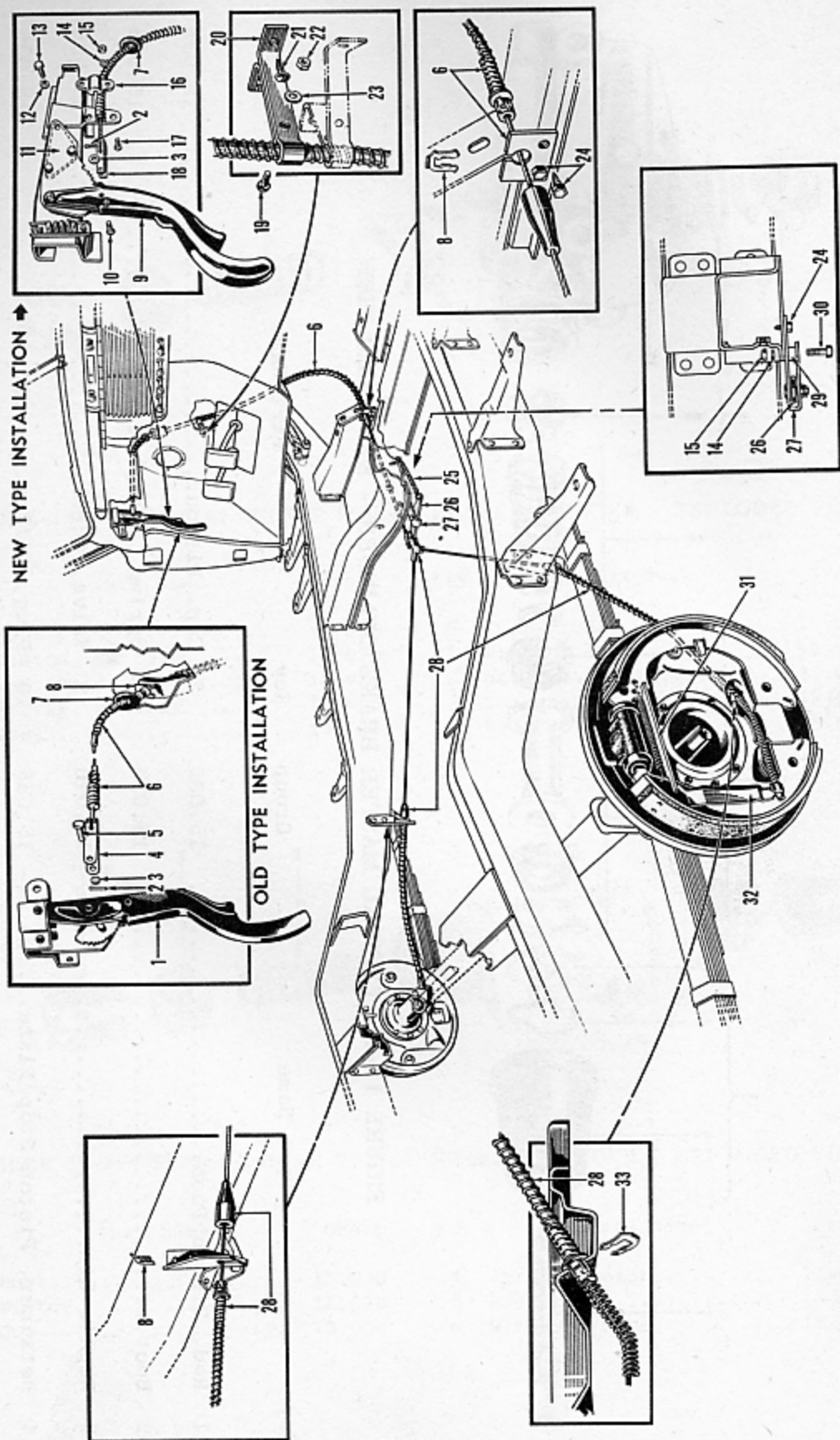


FIGURE 15-5—HAND BRAKE LEVERS AND LINKAGE—EXPLODED VIEW

FIGURE 15-5—HAND BRAKE LEVERS AND LINKAGE-EXPLODED VIEW

Key	Part Name	Group	Key	Part Name	Group
1	Lever.....	15.200	18	Yoke, Front Cable.....	15.220
2	Cotter Pin.....	15.220	19	Screw.....	15.228
3	Flatwasher.....	15.220	20	Clamp, Front Cable Support.....	15.228
4	Yoke, Front Cable.....	15.220	21	Screw.....	15.228
5	Clevis Pin, Front Cable Yoke.....	15.220	22	Nut.....	15.228
6	Cable, Front.....	15.218	23	Lockwasher.....	15.228
7	Grommet, Front Cable.....	15.218	24	Bolt.....	15.218
8	Clip.....	15.218	25	Spring, Equalizing Lever.....	15.234
9	Lever.....	15.200	26	Lever, Equalizing.....	15.230
10	Clevis Pin, Front Cable Yoke.....	15.220	27	Support, Equalizing Lever.....	15.232
11	Spacer, Lever.....	15.200	28	Cable, Rear.....	15.236
12	Lockwasher.....	15.200	29	Spacer, Equalizing Lever Support.....	15.232
13	Bolt.....	15.200	30	Bolt.....	15.232
14	Lockwasher.....	15.226	31	Link, Operating Lever.....	15.008
15	Nut.....	15.226	32	Lever, Operating.....	15.008
16	Clamp, Front Cable.....	15.226	33	Clip.....	15.236
17	Bolt.....	15.226			

FIGURE NUMBER	GROUP	PART NAME and DESCRIPTION	PART NUMBER	QTY.	MODELS	FIGURE NUMBER
15.000 - BRAKE SUPPORT PLATE - FRONT						
		Plate, Right.. { incl. Adjusting Cam }.....	200176	1	All	
		Plate, Left... { incl. Adjusting Cam }.....	200177	1	All	
		Bolt, 3/8" - 24 x 7/8" Hx. Hd.	201042	8	All	
		Lockwasher, 3/8" Med.	192	8	All	
		Nut, 3/8" - 24 Hx.	188	8	All	
15-1-8		Adjusting Cam.....	203284	4	All	15-2
15-1-11		Nut.....	203285	4	All	15-2
15-1-10		Lockwasher, 3/8" Med.	192	4	All	15-2
15.002 - BRAKE SUPPORT PLATE - REAR						
15-1-9		Plate, Right.. { incl. Adjusting Cam }.....	200178	1	All	
		Plate, Left... { incl. Adjusting Cam }.....	200179	1	All	
		Bolt, 3/8" - 24 x 1 1/4" Hx. Hd.	200387	12	All	15-2
		Lockwasher, 3/8" Hx.	340	12	All	15-2
		Nut, 3/8" - 24 Hx.	188	12	All	
15-1-8		Adjusting Cam.....	203284	4	All	
15-1-11		Nut.....	203285	4	All	
15-1-10		Lockwasher, 3/8" Med.	192	4	All	
15.004 - BRAKE SHOES						
15-1-15		Shoe Set, St'd..... { incl. 4 Shoes } .	200180	2	All	15-
15-1-15		Shoe Set, .030 Oversize. { and Linings } .	203090	*	All	15-
15-1-7		Clip (Hold Down).....	200187	8	All	15-
15-1-2		Spring, Pull Back (Cylinder End).....	200188	4	All	15-
15-1-5		Spring, Pull Back (Anchor End).....	200189	4	All	
15.006 - BRAKE LINING SET						
15-1-6		Lining Set, St'd..... { incl. }.....	200181	2	All	15-
15-1-6		Lining Set, .030 Oversize.. { Rivets }.....	203091	*	All	15-
15.008 - HAND BRAKE OPERATING LEVER - IN REAR BRAKE						
15-1-4		Lever, Right.....	200190	1	All	
		Lever, Left.....	200191	1	All	
15-1-13		Retainer.....	200192	2	All	15
15-1-14		Springwasher.....	200193	2	All	
15-1-3		Link.....	200194	2	All	
15.010 - BRAKE CYLINDER - FRONT						
15-2		Cylinder, Right.....	200197	1	All	
15-2		Cylinder, Left.....	200198	1	All	
		Bolt with L/W, 5/16" - 18 x 7/16" Hx. Hd.	200196	4	All	
15.012 - BRAKE CYLINDER - REAR						
15-1-1		Cylinder.....	200199	2	All	
15-1-12		Bolt with L/W, 5/16" - 18 x 7/16" Hx. Hd.	200196	4	All	

*As required

BRAKES and CONTROLS

15

FIGURE NUMBER	GROUP	PART NAME and DESCRIPTION	PART NUMBER	QTY.	MODELS
15.014 - BRAKE CYLINDER REPAIR KIT					
		Repair Kit, Front.....{incl. 2 Cups }..	201044	1	All
		Repair Kit, Rear.....{ and Boots }..	201043	1	All
15.016 - BRAKE CYLINDER BODY - FRONT					
15-2-5		Body, Right.....	201045	1	All
15-2-5		Body, Left.....	201046	1	All
15-2-10		Bleeder Valve.....	201616	2	All
15-2-8		Screw, No. 10 - 32 x 1/4" Rd. Hd. Sl. ..	334	2	All
15-2-9		Lockwasher, No. 10 Med.	254	2	All
15.018 - BRAKE CYLINDER BODY - REAR					
15-3-5		Body.....	201047	2	All
15-3-6		Bleeder Valve.....	201048	2	All
15.020 - BRAKE CYLINDER PISTON - FRONT WHEEL					
15-2-7		Piston, Front.....	201050	2	All
15-2-2		Piston, Rear.....	201049	2	All
15-2-6		Cup, Front.....	201052	2	All
15-2-3		Cup, Rear.....	201051	2	All
15-2-4		Spring, Return.....	201054	2	All
15-2-1		Boot.....	201617	4	All
		Adapter.....	201630	2	All
15.030 - BRAKE CYLINDER PISTON - REAR WHEEL					
15-3-2		Piston.....	201049	4	All
15-3-3		Cup.....	201051	4	All
15-3-4		Spring, Return.....	201055	2	All
15-3-1		Boot.....	201053	4	All
15.035 - MASTER BRAKE CYLINDER					
15-4		Cylinder.....(less Fittings)..	201056	1	All
		Bolt, up to Serial F47-6111, K100-10719, 3/8" - 24 x 2 3/4" Hx. Hd.	425	2	F47, K100
		Bolt.....{after Serial F47}..	425	1	All
		Stud (for Bell Crank Mtg.).....{6111, K100-10719}..	202322	1	All
		Bolt, 3/8" - 24 x 6 1/8" Hx. Hd. (R.H.D.).....{up to Serial F485-5878, K481-21823}..	203514	1	F485, K481
		Nut, 3/8" - 24 Hx. (R.H.D.).....{K481-21823}..	645	2	F485, K481
		Bolt, 3/8" - 24 x 3 1/4" Hx. Hd., after Serial F485-5878, K481-21823 (R.H.D.)..			
		Bolt, 3/8" - 24 x 6 5/16" Hx. Hd. (R.H.D.).....	203546	1	F485, K481
		Nut, 3/8" - 24 Hx. (R.H.D.).....	645	1	F485, K481
		Spacer (Long) (R.H.D.).....	203547	1	F485, K481
		Spacer (Short) (R.H.D.).....	203548	1	F485, K481
		Lockwasher 3/8" Med.	192	2	All

BRAKES and CONTROLS

FIGURE NUMBER	GROUP	PART NAME and DESCRIPTION	PART NUMBER	QTY.	MODELS
15.035 - MASTER BRAKE CYLINDER (CONT'D.)					
		Fitting.....	201057	1	All
		Fitting (R.H.D.).....	203549	1	F485, K481
		Gasket, 33/64" I.D.	201059	1	All
		Bolt, 1/2" - 20 x 1 5/32" Hx. Hd.	201058	1	All
		Gasket, Bolt, 39/64" I.D.	201060	1	All
5-4-12		Body.....	201619	1	All
5-4-10		Plug, Filler.....	201620	1	All
		Gasket.....	201621	1	All
		Cover.....	203329	1	F485, F486, K481, K482
		Gasket.....	203330	1	F485, F486, K481, K482
		Screw, 1/4" - 20 x 1" Hx. Hd.	203331	6	F485, F486, K481, K482
		Gasket, Screw.....	203332	6	F485, F486, K481, K482
		Plug, Filler.....	203333	1	F485, F486, K481, K482
		Gasket.....	203334	1	F485, F486, K481, K482
15-4-9		Valve, Check.....	201622	1	All
		Piston..... (use with Cast Iron Cyl.).....	201625	1	All
		Piston... (use with Cast Aluminum Cyl.)....	203335	1	F485, F486, K481, K482
15-4-7		Cup, Piston.....	201624	1	All
15-4-8		Spring.....	201623	1	All
15-4-5		Plate, Piston Stop.....	201626	1	All
15-5-5		Retainer.....	201627	1	All
15-4-1		Rod, Piston Push (use with Cast Iron Cyl.)	201628	1	All
		Rod, Piston Push (use with Cast Aluminum Cyl.).....	203336	1	All
15-4-2		Boot..... (use with Cast Iron Cyl.).....	201629	1	All
		Boot.... (use with Cast Aluminum Cyl.).....	203337	1	All
15.040 - MASTER BRAKE CYLINDER REPAIR KIT AND FLUID					
		Repair Kit (use with Cast Iron Cyl.) (incl. Valve, Piston, Piston Cup, Retainer and Boot).....	201618	1	All
5-4-3		Repair Kit (use with Cast Aluminum Cyl.) (incl. Valve, Piston, Piston Cup, Retainer and Boot).....	203338	1	F485, F486, K481, K482
		Hydraulic Brake Fluid (12 Oz.).....	202154	*	All
		Hydraulic Brake Fluid (Qt.).....	202152	*	All
		Hydraulic Brake Fluid (Gal.).....	202153	*	All
		Hydraulic Brake Fluid (5 Gal.).....	202155	*	All
15.060 - MASTER BRAKE CYLINDER TUBE (CYLINDER TO FRAME TEE)					
		Tube (incl. Nuts).....	201083	1	All
		Tube (incl. Nuts) (R.H.D.).....	203550	1	F485, K481
		Clip (R.H.D.).....	201841	2	F485, K481
		Nut, 3/8" - 24 Hx. x 3/16" Inv. Fl. Tube.....	202142	2	All
15.062 - MASTER BRAKE CYLINDER FRAME TEE					
		Tee.....	201084	1	All
		Bolt, 5/16" - 12 x 5/8" Hx. Hd. Tap.....	284	1	All
15.064 - FRONT BRAKE TUBE					
		Tube, Right (incl. Nuts) (Frame Tee to Front Brake Hose).....	202579	1	All

*As required

*As

FIGURE NUMBER	GROUP	PART NAME and DESCRIPTION	PART NUMBER	QTY.	MODELS
15.064 - FRONT BRAKE TUBE (CONT'D.)					
		Tube, Right (incl. Nuts) (Master Cyl. to Front Brake Hose) (R.H.D.).....	203551	1	F485, K481
		Tube, Left (incl. Nuts) (Frame Tee to Front Brake Hose).....	201085	1	All
		Clip.....	201841	*	All
		Nut, 3/8" - 24 Hx. x 3/16" Inv. Fl. Tube..	202142	4	All
15.068 - FRONT BRAKE HOSE					
		Hose.....	201086	2	All
		Clip, Spring.....	201071	2	All
		Gasket.....	201087	2	All
15.070 - REAR BRAKE TUBE (FRAME TEE TO REAR HOSE)					
		Tube (incl. Nuts) up to Serial F47-4458, K100-7452.....	201088	1	F47, K100
		Tube (incl. Nuts) after Serial F47-4458, K100-7452.....	202065	1	All
		Clip, 3/16" Tube.....	201841	9	All
		Nut, 3/8" - 24 Hx. x 3/16" Inv. Fl. Tube..	202142	2	All
15.072 - REAR BRAKE TUBE BRACKET					
12-2-24		Bracket (assembled under Sway Eliminator Mtg. Parts) up to Serial F47-4458, K100-7452.....	201090	1	F47, K100
15.074 - REAR BRAKE HOSE (BRAKE TUBE TO AXLE TEE)					
		Hose, up to Serial F47-4458, K100-7452....	201089	1	F47, K100
		Hose, after Serial F47-4458, K100-7452....	201086	1	All
15-1-8		Clip, Spring.....	201071	1	All
		Gasket.....	201087	1	All
15.076 - REAR AXLE BRAKE TUBE TEE					
		Tee.....	201091	1	All
		Bolt, 1/4" - 28 x 7/8" Hx. Hd.	303	1	All
		Lockwasher, 1/4" Lt.	410	1	All
15.078 - REAR AXLE BRAKE TUBE					
		Tube, Right.....{incl.}.....	201092	1	All
		Tube, Left.....{Nuts }.....	201093	1	All
		Clip.....	201842	*	All
		Stud, 3/8" - 24 x 3/8" - 16 x 1 1/4"....	201095	2	All
		Lockwasher, 3/8" Int. Tooth.....	201	4	All
		Nut, 3/8" - 24 Hx.	188	2	All
		Bolt, 3/8" - 16 x 5/8" Hx. { Clip to }..	411	1	All
		Hd. { Axle }..	201	1	All
		Lockwasher, 3/8" Int. Tooth { }..	201	1	All
		Nut, 3/8" - 24 Hx. x 3/16".....	201094	4	All

FIGURE NUMBER	GROUP	PART NAME and DESCRIPTION	PART NUMBER	QTY.	MODELS
15.100 - BRAKE PEDAL TO MASTER BRAKE CYLINDER ROD					
		Rod.....	201061	1	All
		Flatwasher, 7/16" Sm.	177	1	All
		Cotter Pin, 3/32" x 3/4".....	139	1	All
		Locknut, 7/16" - 20 Hx.	412	1	All
		Rod, Clevis 7/16" - 20 (R.H.D.).....	203552	1	F485, K481
		Clevis Pin (R.H.D.).....	203558	1	F485, K481
		Locknut, 7/16" - 20.....	412	1	F485, K481
15.102 - BRAKE PEDAL AND ARM					
		Arm (incl. Bushing and Pin).....	201064	1	All
		Bushing.....	201065	1	All
		Cotter Pin, 5/32" x 1 3/4".....	413	1	All
		Oiler.....	202120	1	All
		Thrustwasher.....	200223	2	All
		Pedal.....	201063	1	All
		Bolt, 3/8" - 16 x 1 1/8" Hx. Hd.	182	1	All
		Lockwasher, 3/8" Med.	192	1	All
		Pad, Rubber.....	200220	1	All
		Dust Seal.....	200221	1	All
		Pedal (incl. Bushing and Oiler) (R.H.D.)..	203553	1	F485, K481
		Bushing..... (R.H.D.)..	203554	1	F485, K481
		Thrustwasher..... (R.H.D.)..	203470	1	F485, K481
		Lock Ring..... (R.H.D.)..	203471	2	F485, K481
		Oiler..... (R.H.D.)..	202120	1	F485, K481
		Pad..... (R.H.D.)..	203472	1	F485, K481
		Nut, 3/8" - 24 Hx. Lt. (R.H.D.)..	639	1	F485, K481
		Dust Seal. (R.H.D.).....	203473	1	F485, K481
15.104 - BRAKE PEDAL ARM SHAFT					
		Shaft, up to Serial F47-3695, { K100-5905..... } incl. } ...	200226	1	F47, K100
		Shaft, after Serial F47-3695, { K100-5905..... } Lever }	201886	1	All
		Bushing.....	200227	2	All
		Thrustwasher.....	200223	6	All
		Oiler.....	202121	1	All
15.108 - BRAKE PEDAL ARM RETURN SPRING					
		Spring.....	200224	1	All
		Bracket.....	200225	1	All
		Bolt, 1/4" - 20 x 1/2" Hx. Hd. Tap.....	285	2	All
15.112 - BRAKE PEDAL FLOOR PLATE					
		Plate, Upper.....	200506	1	All
		Plate, Lower.....	200507	1	All
		Bolt, up to Serial F47-2834, K100-4166..	302	6	F47, K100
		Bolt, after Serial F47-2834, K100-4166..	394	6	All
		Lockwasher, 1/4" Ext. Tooth.....	370	6	All
		Gasket.....	200508	1	All

FIGURE NUMBER	GROUP	PART NAME and DESCRIPTION	PART NUMBER	QTY.	MODELS
15.200 - HAND BRAKE LEVER					
15-5-1		Lever, up to Body No. F47-1913, K100-2350.	201067	1	F47, K100
		Bolt, 1/4" - 20 x 5/8" Hx. Hd.	257	3	F47, K100
		Lockwasher, 1/4" Med.	190	3	F47, K100
15-5-9		Lever, after Body No. F47-1913, K100-2350.	201850	1	All
15-5-13		Bolt, 3/8" - 16 x 1 1/8" Hx. Hd.	182	3	All
15-5-12		Lockwasher, 3/8" Med.	192	3	All
15-5-11		Spacer, after Body No. F47-1913, K100-2350.....	201849	1	All
15.218 - HAND BRAKE FRONT CABLE					
15-5-16		Cable, up to Body No. F47-1913, K100-2350.	201068	1	F47, K100
15-5-6		Cable, after Body No. F47-1913, K100-2350.	201938	1	All
		Cable, (R.H.D.).....	203555	1	F485, K481
15-5-24		Bolt, 5/16" - 12 x 3/4" Hx. Hd. (Cable to Crossmember).....	445	2	All
15-5-8		Clip (to Dash Panel) up to Body No. F47-1913, K100-2350.....	201071	1	F47, K100
15-5-7		Grommet (Thru Dash).....	201843	1	All
		Grommet (Thru Dash) (R.H.D.).....	203557	1	F485, K481
15.220 - HAND BRAKE FRONT CABLE YOKE					
15-5-4		Yoke (used with 201067 Lever).....	201069	1	F47, K100
15-5-5		Clevis Pin, 5/16" x 1 1/2".....	201070	1	F47, K100
15-5-3		Flatwasher, 5/16" Sm.	225	1	F47, K100
15-5-2		Cotter Pin, 3/32" x 1/2".....	414	1	F47, K100
15-5-18		Yoke (used with 201850 Lever).....	201845	1	All
15-5-10		Clevis Pin, 5/16" x 31/32".....	416	1	All
15-5-3		Flatwasher 5/16" Sm.	225	1	All
15-5-2		Cotter Pin, 3/32" x 1/2".....	414	1	All
15.222 - HAND BRAKE FRONT CABLE CLEVIS (TO EQUALIZER LEVER)					
		Clevis, 5/16" - 24 x 2 1/4".....	201844	1	All
		Nut, 5/16" - 24 Hx.	189	1	All
		Flatwasher, 5/16" Sm.	225	1	All
		Clevis Pin, 5/16" x 13/16".....	415	1	All
		Cotter Pin, 3/32" x 1/2".....	414	1	All
15.226 - HAND BRAKE FRONT CABLE CLAMP					
15-5-16		Clamp.....	201846	1	All
15-5-17		Bolt, 5/16" - 24 x 5/8" Hx. Hd.	274	2	All
15-5-14		Lockwasher, 5/16" Med.	240	2	All
15-5-15		Nut, 5/16" - 24 Hx.	189	2	All
15.228 - HAND BRAKE FRONT CABLE SUPPORT CLAMP					
15-5-20		Clamp.....	201073	1	All
		Clamp (R.H.D.).....	203556	1	F485, K481
15-5-21		Screw, No. 10-16 x 3/8" Bind. Hd. Sl. ..	420	2	All
15-5-19		Screw, No. 10-32 x 5/8" Rd. Hd. Sl.	419	1	All
15-5-23		Lockwasher, No. 10 Med.	254	1	All

BRAKES and CONTROLS

FIGURE NUMBER	GROUP	PART NAME and DESCRIPTION	PART NUMBER	QTY.	MODELS
15.228 - HAND BRAKE FRONT CABLE SUPPORT CLAMP (CONT'D.)					
15-5-22		Nut, No. 10 - 32 Hx.	202	1	All
15.230 - HAND BRAKE EQUALIZING LEVER					
15-5-26		Lever.....	201074	1	All
		Clevis Pin.....	201072	1	All
		Flatwasher, 5/16" Sm.	225	1	All
		Cotter Pin, 3/32" x 1/2".....	414	1	All
15.232 - HAND BRAKE EQUALIZING LEVER SUPPORT					
15-5-27		Support.....	201075	1	All
		Bolt, 5/16" - 12 x 3/4" Hx. Hd. Tap.....	445	1	All
15-5-30		Bolt, 5/16" - 24 x 1 1/4" Hx. Hd.	418	1	All
		Lockwasher, 5/16" Med.	240	1	All
		Nut, 5/16" - 24 Hx.	189	1	All
15-5-29		Spacer.....	200988	1	All
15.234 - HAND BRAKE EQUALIZING LEVER SPRING					
15-5-25		Spring.....	201076	1	All
		Anchor.....	201077	1	All
15.236 - HAND BRAKE CABLE - REAR					
15-5-28		Cable.....	201078	1	All
		Clevis Pin, 5/16" x 13/16".....	201072	1	All
		Flatwasher, 5/16" Sm.	225	1	All
		Cotter Pin, 3/32" x 1/2".....	414	1	All
15-5-23		Clip (at Brake Support Plate).....	201510	2	All
		Clip (at Bracket).....	201071	2	All
		Boot.....	202714	2	All