

FIGURE 1-1 — TYPICAL ENGINE - EXPLODED VIEW

FIGURE 1-1 — TYPICAL ENGINE - EXPLODED VIEW

KEY	PART NAME	GROUP	KEY	PART NAME	GROUP
1	Air Cleaner.....	4.000	73	Thrustwasher, Crankshaft.....	1.310
2	Adapter, Distributor Mounting.....	7.342	74	Pin, Crankshaft Thrustwasher.....	1.310
3	Coil, Ignition.....	7.346	75	Thrustplate, Crankshaft.....	1.310
4	Cable, Ignition, High Tension.....	7.360	76	Gear, Crankshaft Timing.....	1.600
5	Cable, No. 4, 5 and 6 Spark Plug..	7.360	77	Chain, Timing Gear.....	1.605
6	Cable, No. 1 Spark Plug.....	7.360	78	Slinger, Crankshaft Oil.....	1.310
7	Cable, No. 2 Spark Plug.....	7.360	79	Hub, Crankshaft Pulley.....	1.350
8	Cable, No. 3 Spark Plug.....	7.360	80	Pulley, Crankshaft.....	1.350
9	Distributor.....	7.300	81	Damper, Vibration.....	1.330
10	Oil Filter.....	2.300	82	Lockwasher, Vibration Damper.....	1.330
11	Tube Assembly, Oil Filter Inlet...	2.315	83	Bolt, Vibration Damper.....	1.330
12	Elbow, Oil Filter Inlet Tube.....	2.315	84	Key, Crankshaft Pulley Hub.....	1.350
13	Elbow, Oil Filter Outlet Tube.....	2.316	85	Flatwasher, Main Bearing Cap.....	1.320
14	Tube Assembly, Oil Filter Outlet..	2.316	86	Bolt, Main Bearing Cap (No. 1, 2 and 3 Caps).....	1.320
15	Bracket, Air Cleaner Support.....	4.060	87	Gasket, Oil Pan Side.....	2.400
16	Spark Plug.....	7.375	88	Block, Crankshaft Bearing Filler, Front.....	1.325
17	Gauge, Oil Depth.....	2.415	89	Gasket, Oil Pan End.....	2.400
18	Cap, Oil Filler Tube.....	2.412	90	Bolt with L/W, Oil Pan to Block...	2.400
19	Tube, Oil Filler.....	2.412	91	Key, Timing Gear.....	1.600
20	Elbow, Water Outlet.....	6.425	92	Bearing, No. 2 and No. 3, Crank- shaft Main - Pair.....	1.315
21	Gasket, Water Outlet Elbow.....	6.425	93	Cap, No. 2, Main Bearing.....	1.320
22	Thermostat.....	6.410	94	Oil Pump.....	2.200
23	Adapter Ring, Thermostat.....	6.410	95	Cap, No. 3, Main Bearing.....	1.320
24	Head, Cylinder.....	1.200	96	Bolt, Flywheel to Crankshaft.....	1.360
25	Gasket, Cylinder Head.....	1.200	97	Bearing, No. 4, Crankshaft Main - Pair.....	1.315
26	Block Assembly, Cylinder.....	1.100	98	Cap, No. 4, Main Bearing.....	1.320
27	Gasket, Water Pump to Block.....	6.300	99	Gasket, Oil Pan Drain Plug.....	2.400
28	Water Pump.....	6.300	100	Plug, Oil Pan Drain.....	2.400
29	Pulley, Fan.....	6.000	101	Oil Pan.....	2.400
30	Belt, Fan.....	6.000	102	Bolt, Crankshaft Bearing Rear Filler Block.....	1.326
31	Link, Generator Adjusting.....	7.460	103	Lockwasher, Crankshaft Bearing Rear Filler Block.....	1.326
32	Generator.....	7.400	104	Block, Crankshaft Bearing Filler, Rear.....	1.326
33	Bracket, Generator Mounting.....	7.465	105	Oil Seal, Crankshaft Bearing Rear Filler Block.....	1.326
34	Fan.....	6.000	106	Guard, Crankshaft Bearing Rear Filler Block.....	1.326
35	Valve, Exhaust.....	1.720	107	Bushing, Crankshaft Pilot.....	1.300
36	Valve, Intake.....	1.720	108	Nut, Flywheel to Crankshaft.....	1.360
37	Guide, Valve.....	1.720	109	Lockwasher, Flywheel to Crankshaft	1.360
38	Spring, Valve.....	1.720	110	Flywheel Assembly.....	1.360
39	Retainer, Valve Spring.....	1.720	111	Crankshaft Assembly.....	1.300
40	Lock, Valve Spring Retainer.....	1.720	112	Piston.....	1.410
41	Screw, Valve Tappet Adjusting.....	1.740	113	Manifold Assembly, Exhaust.....	5.000
42	Tappet Assembly, Valve.....	1.740	114	Stud, Exhaust Pipe to Manifold...	5.040
43	Key, Timing Gear.....	1.600	115	Nut, Intake Manifold to Exhaust Manifold.....	3.000
44	Lock, Timing Gear Nut.....	1.600	116	Flatwasher, Intake Manifold to Exhaust Manifold.....	3.000
45	Nut, Timing Gear.....	1.600	117	Stud, Intake Manifold to Exhaust Manifold.....	3.000
46	Pointer, Timing.....	1.370	118	Cover, Valve Tappet.....	1.750
47	Cover Assembly, Timing Chain.....	1.610	119	Gasket, Intake to Exhaust Manifold	5.000
48	Seal, Crankshaft Oil.....	1.303	120	Manifold Assembly, Intake.....	3.000
49	Gear, Timing.....	1.600	121	Gasket, Carburetor to Intake Manifold.....	3.660
50	Thrustplate, Camshaft.....	1.500	122	Plate, Cylinder Block End, Rear...	1.110
51	Bearing, No. 1, Camshaft.....	1.510	123	Elbow, Oil Pressure Gauge Tube, Engine Unit.....	2.440
52	Camshaft.....	1.500	124	Gasket, Exhaust and Intake Mani- fold to Block.....	5.000
53	Bearing, No. 2, Camshaft.....	1.510	125	Stud, Carburetor to Intake Mani- fold.....	3.660
54	Gasket, Timing Gear Chain Cover...	1.610	126	Carburetor.....	3.660
55	Bearing, No. 3, Camshaft.....	1.510	127	Solenoid, Starting Motor.....	7.265
56	Plate, Cylinder Block End, Front..	1.105	128	Motor, Starting.....	7.222
57	Bearing, No. 4, Camshaft.....	1.510	129	Gauge, Oil Pressure, Engine Unit..	2.430
58	Gasket, Cylinder Block Front End Plate.....	1.105	130	Tube Assembly, Oil Pressure Gauge, Engine Unit.....	2.440
59	Gasket, Valve Tappet Cover.....	1.750			
60	Gasket, Fuel Pump to Block.....	3.470			
61	Fuel Pump.....	3.470			
62	Ring, Piston, Compression.....	1.415			
63	Ring, Piston, Oil.....	1.415			
64	Ring, Piston Pin Retaining.....	1.420			
65	Pin, Piston.....	1.420			
66	Bushing, Connecting Rod.....	1.400			
67	Bolt, Connecting Rod.....	1.400			
68	Locknut, Connecting Rod.....	1.400			
69	Rod Assembly, Connecting.....	1.400			
70	Bearing, Connecting Rod, Upper or Lower.....	1.405			
71	Bearing, No. 1, Crankshaft Main - Pair.....	1.315			
72	Thrustwasher, Crankshaft.....	1.310			

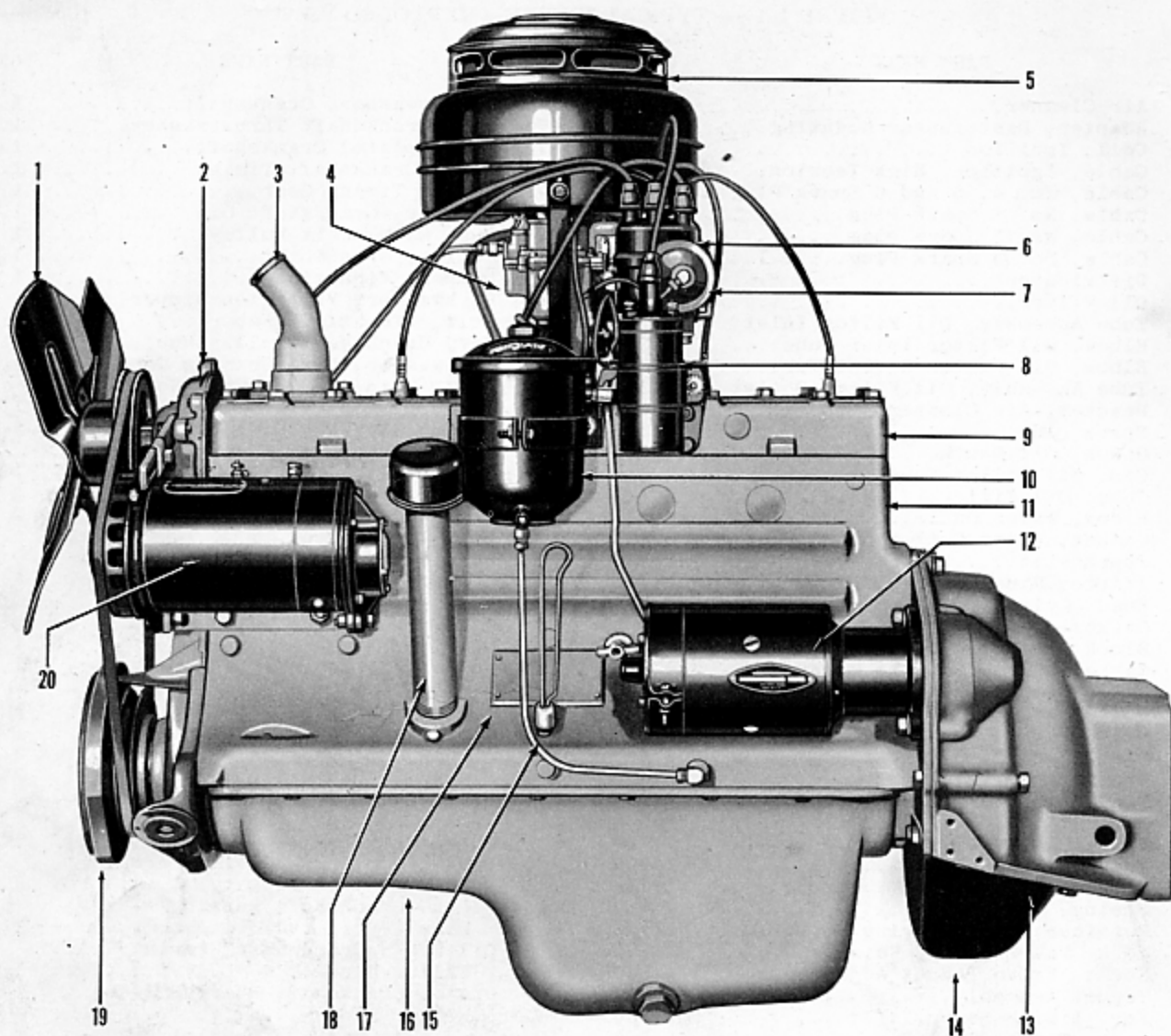


FIGURE 1-2 — ENGINE - DUAL MANIFOLD - LEFT SIDE SHOWN

KEY	PART NAME	GROUP
1	Fan.....	6.000
2	Pump, Water.....	6.300
3	Elbow, Cylinder Head Water Outlet.....	6.425
4	Carburetor.....	3.660
5	Cleaner, Air.....	4.000
6	Distributor.....	7.300
7	Chamber, Distributor Vacuum.....	7.334
8	Coil, Ignition.....	7.346
9	Head, Cylinder.....	1.200
10	Filter, Oil.....	2.300
11	Block, Cylinder.....	1.100
12	Motor, Starting.....	7.222
13	Housing, Clutch.....	8.130
14	Pan, Clutch Housing.....	8.135
15	Gauge, Oil Depth.....	2.415
16	Pan, Oil.....	2.400
17	Plate, Name and Engine Serial Number.....	
18	Tube, Oil Filler.....	2.412
19	Damper, Crankshaft Vibration.....	1.330
20	Generator.....	7.400

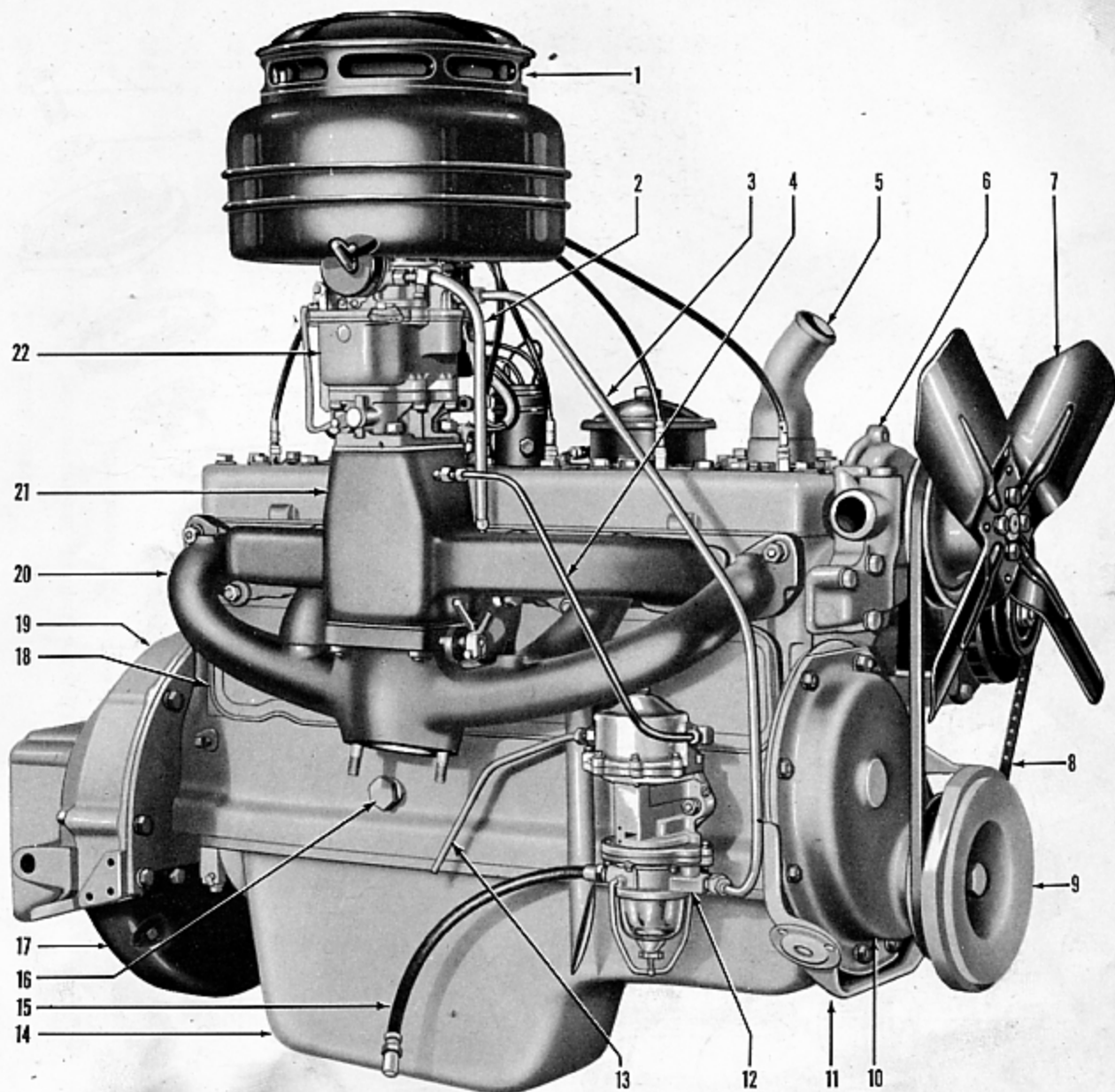


FIGURE 1-3 — ENGINE - DUAL MANIFOLD - RIGHT SIDE SHOWN

KEY	PART NAME	GROUP	KEY	PART NAME	GROUP
1	Cleaner, Air.....	4.000	12	Pump, Fuel.....	3.470
2	Tube Assembly, Carburetor Choke...	3.010	13	Tube Assembly, Vacuum Pump to Windshield Wiper Tube.....	3.560
3	Tube Assembly, Fuel Pump to Carburetor.....	3.560	14	Pan, Oil.....	2.400
4	Tube Assembly, Vacuum Pump to Intake Manifold.....	3.560	15	Tube, Frame Fitting to Fuel Pump Flexible.....	3.550
5	Elbow, Cylinder Head Water Outlet.....	6.425	16	Valve, Oil Pressure Relief.....	2.410
6	Pump, Water.....	6.300	17	Pan, Clutch Housing.....	8.135
7	Fan.....	6.000	18	Cover Assembly, Valve Tappet.....	1.750
8	Belt, Fan.....	6.000	19	Housing, Clutch.....	8.130
9	Damper, Crankshaft Vibration.....	1.330	20	Manifold Assembly, Exhaust.....	5.000
10	Cover Assembly, Timing Chain.....	1.610	21	Manifold Assembly, Intake.....	3.000
11	Plate, Cylinder Block Front End...	1.105	22	Carburetor.....	3.660

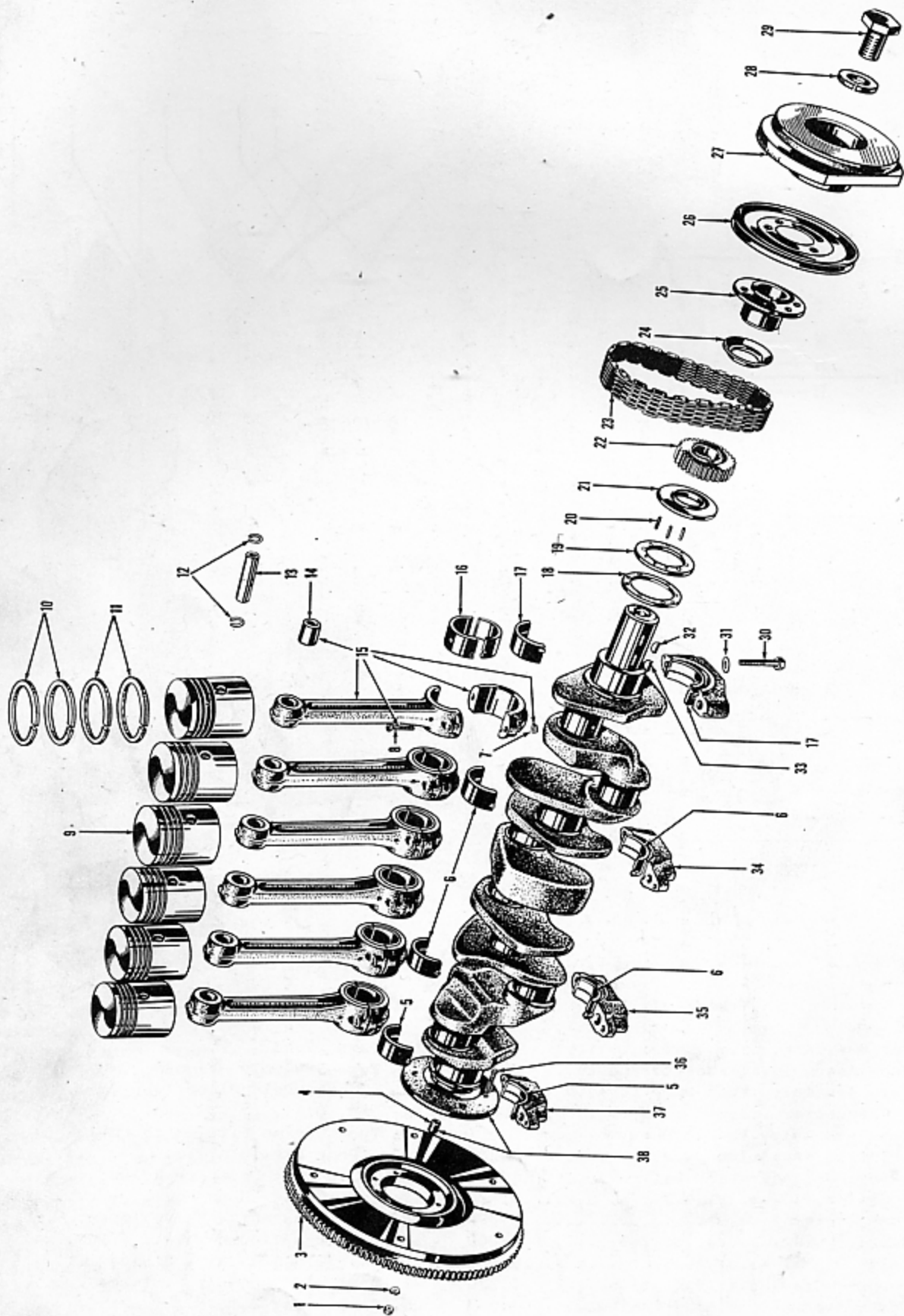


FIGURE 1-4 — TYPICAL CRANKSHAFT - EXPLODED VIEW

FIGURE 1-4 — TYPICAL CRANKSHAFT - EXPLODED VIEW

KEY	PART NAME	GROUP	KEY	PART NAME	GROUP
1	Nut, Flywheel to Crankshaft.....	1.360	20	Pin, Crankshaft Thrustwasher.....	1.310
2	Lockwasher, Flywheel to Crankshaft.....	1.360	21	Thrustplate, Crankshaft.....	1.310
3	Flywheel Assembly.....	1.360	22	Gear, Timing.....	1.600
4	Bushing, Crankshaft Pilot.....	1.300	23	Chain, Timing Gear.....	1.605
5	Bearing, No. 4, Crankshaft Main - Pair.....	1.315	24	Slinger, Crankshaft Oil.....	1.310
6	Bearing, No. 2 and No. 3, Crankshaft Main - Pair.....	1.315	25	Hub, Crankshaft Pulley.....	1.350
7	Locknut, Connecting Rod.....	1.400	26	Pulley, Crankshaft.....	1.350
8	Bolt, Connecting Rod.....	1.400	27	Damper, Vibration.....	1.330
9	Piston.....	1.410	28	Lockwasher, Vibration Damper.....	1.330
10	Ring, Compression.....	1.415	29	Bolt, Vibration Damper.....	1.330
11	Ring, Oil.....	1.415	30	Bolt, Main Bearing Cap (No. 1, 2 and 3 Caps).....	1.320
12	Retaining Ring, Piston Pin.....	1.420	31	Flatwasher, Main Bearing Cap.....	1.320
13	Pin, Piston.....	1.420	32	Key, Crankshaft Pulley Hub.....	1.350
14	Bushing, Connecting Rod.....	1.400	33	Key, Timing Gear.....	1.600
15	Rod Assembly, Connecting.....	1.400	34	Cap, No. 2, Main Bearing.....	1.320
16	Bearing, Connecting Rod, Upper or Lower.....	1.405	35	Cap, No. 3, Main Bearing.....	1.320
17	Bearing, No. 1, Crankshaft Main - Pair.....	1.315	36	Bolt, Flywheel to Crankshaft.....	1.360
18	Thrustwasher, Crankshaft, Rear.....	1.310	37	Cap, No. 4, Main Bearing.....	1.320
19	Thrustwasher, Crankshaft, Front.....	1.310	38	Crankshaft Assembly.....	1.300




FIGURE 1-5 — TYPICAL CAMSHAFT - EXPLODED VIEW

KEY	PART NAME	GROUP	KEY	PART NAME	GROUP
1	Camshaft.....	1.500	12	Camshaft Timing.....	1.600
2	Valve, Exhaust.....	1.720	13	Lock, Timing Gear to Camshaft Nut.	1.600
3	Guide, Valve.....	1.720	14	Nut, Timing Gear to Camshaft.....	1.600
4	Spring, Valve.....	1.720	15	Cover Assembly, Timing Chain.....	1.610
5	Retainer, Valve Spring.....	1.720	16	Pointer, Timing.....	1.370
6	Lock, Valve.....	1.720	17	Oil Seal, Crankshaft.....	1.303
7	Screw, Valve Tappet Adjusting.....	1.740	18	Bearing, No. 1, Camshaft.....	1.510
8	Tappet Assembly, Valve.....	1.740	19	Bearing, No. 2, Camshaft.....	1.510
9	Valve, Intake.....	1.720	20	Bearing, No. 3, Camshaft.....	1.510
10	Key, Camshaft Timing Gear.....	1.600	21	Bearing, No. 4, Camshaft.....	1.510
11	Thrustplate.....	1.500			

ENGINE

FIGURE NUMBER	GROUP, PART NAME and DESCRIPTION	PART NUMBER	MODELS	BODY STYLES						
				4-DR. SEDAN	CONV.	VIRGINIAN	UTILITY	TAXICAB		
				1	2	3	5	6		
	1.000 - ENGINE (WITH CLUTCH AND HOUSING)									
	Engine (Single Manifold).....	201945	491,495	1			1			
	Engine (Dual Manifold).....	203346	492,495,496	1	1	1	1			
	Engine (Dual Manifold).....	205789	491							1
	Engine, Partial.....	204313	All	1	1	1	1			
	Engine, Partial.....	206127	491							1
	Bolt, 3/8"-16 x 3/4" Hx. Hd.....	220	All	2	2	2	2	2	2	2
	Lockwasher, 3/8" Ext. Tooth.....	291	All	2	2	2	2	2	2	2
	Flatwasher, 1/2" Sm.....	222	All	2	2	2	2	2	2	2
	Locknut, 1/2"-20 Hx.....	223	All	2	2	2	2	2	2	2
60-2 †	Mounting Kit..... <i>206489</i>	206505	All	1	1	1	1	1	1	1
†	Gasket Set, Engine Overhaul (Single Manifold)	204506	491,495	1			1			
60-1 †	Gasket Set, Engine Overhaul (Dual Manifold)..	204507	All	1	1	1	1	1	1	1
	1.010 - ENGINE SUPPORT INSULATOR-FRONT									
	Insulator.....	200202	All	2	2	2	2	2	2	2
	Bolt, 5/16"-24 x 3/4" Hx. Hd.....	224	All	4	4	4	4	4	4	4
	Flatwasher, 5/16" Sm.....	225	All	4	4	4	4	4	4	4
	Lockwasher, 5/16" Int. Ext. Tooth.....	226	All	4	4	4	4	4	4	4
	Nut, 5/16"-24 Hx. Lt.....	189	All	4	4	4	4	4	4	4
	1.020 - ENGINE SUPPORT INSULATOR-REAR									
	Insulator.....	204315	All	1	1	1	1	1	1	1
	Bolt, 3/8"-24 x 11/16" Hx. Hd.....	675	All	2	2	2	2	2	2	2
	Locknut.....	203311	All	2	2	2	2	2	2	2
	Bolt, 3/8"-16 x 3/4" Hx. Hd.....	220	All	2	2	2	2	2	2	2
	Lockwasher, 3/8" Med.....	192	All	2	2	2	2	2	2	2
	1.030 - ENGINE GROUND STRAP									
7-1-30	Strap.....	201498	All	1	1	1	1	1	1	1
	Lockwasher, 5/16" Int. Tooth.....	226	All	1	1	1	1	1	1	1
	1.100 - CYLINDER BLOCK									
1-1-26	Block (incl. Pistons and Rings).....	201946	All	1	1	1	1	1	1	1
	Plug, Expansion, 1 1/2" Diam.....	217	All	1	1	1	1	1	1	1
	Plug, Expansion, 1 3/8" (Core Hole).....	216	All	6	6	6	6	6	6	6
	Plug, Pipe Cts'k., 1/4" (Oil Header).....	200052	All	2	2	2	2	2	2	2
	Drain Cock, Water Jacket.....	200449	All	1	1	1	1	1	1	1
	1.105 - CYLINDER BLOCK END PLATE-FRONT									
1-1-56	Plate.....	203889	All	1	1	1	1	1	1	1
1-1-58	Gasket.....	203890	All	1	1	1	1	1	1	1
	Bolt, 7/16"-14 x 1" Hx. Hd.....	203878	All	1	1	1	1	1	1	1
	Lockwasher, 7/16" Hy.....	193	All	2	2	2	2	2	2	2
	Bolt, 5/16"-18 x 7/8" Hx. Hd.....	209	All	2	2	2	2	2	2	2
	Bolt, 5/16"-18 x 7/8" Hx. Soc.....	200091	All	1	1	1	1	1	1	1
	Lockwasher, 5/16" Hy.....	191	All	3	3	3	3	3	3	3
	1.110 - CYLINDER BLOCK END PLATE-REAR									
1-1-122	Plate.....	200055	All	1	1	1	1	1	1	1
	Dowel Screw.....	200056	All	2	2	2	2	2	2	2

† For Component Parts SEE Group 60.1

ENGINE

FIGURE NUMBER	GROUP, PART NAME and DESCRIPTION	PART NUMBER	MODELS	BODY STYLES					
				4-DR. SEDAN	CONV.	VIRGINIAN	UTILITY	TAMICAB	
				1	2	3	5	6	
	1.110 - CYLINDER BLOCK END PLATE-REAR (Cont'd)								
	Bolt, 7/16"-14 x 1 1/8" Hx. Hd.....	213	All	1	1	1	1	1	
	Lockwasher, 7/16" Med.....	193	All	3	3	3	3	3	
	1.200 - CYLINDER HEAD								
1-1-24	Head (7.3 to 1 Comp. Ratio).....	200057	All	1	1	1	1		
1-1-24	Head (6.86 to 1 Comp. Ratio).....	205790	491						1
	Bolt, 3/8"-16 x 2 3/4" Hx. Hd.....	200058	All	30	30	30	30	30	
	Bolt, 3/8"-16 x 2 3/4" Hx. Hd. (Air Cleaner and Heater Hose Clip).....	201565	All	3	3	3	3	3	
	Flatwasher, 13/32" x 3/4".....	200059	All	30	30	30	30	30	
	Flatwasher, 25/64" x 5/8".....	200060	All	1	1	1	1	1	
1-1-25	Gasket (Copper Asbestos).....	200062	All	1	1	1	1	1	
	1.300 - CRANKSHAFT								
1-4-38	Crankshaft (incl. Pilot Bushing).....	200063	All	1	1	1	1	1	
1-4-4	Bushing, Pilot.....	200064	All	1	1	1	1	1	
	1.303 - CRANKSHAFT OIL SEAL								
1-5-17	Seal (in Timing Gear Cover).....	200129	All	1	1	1	1	1	
	1.310 - CRANKSHAFT THRUSTWASHER								
1-4-18	Thrustwasher, Rear.....	200065	All	1	1	1	1	1	
	Shim, .002.....	200067	All	4	4	4	4	4	
	Shim, .008.....	200068	All	7	7	7	7	7	
1-4-21	Thrustplate.....	200066	All	1	1	1	1	1	
1-4-24	Slinger.....	200069	All	1	1	1	1	1	
1-4-19	Thrustwasher, Front.....	202685	All	1	1	1	1	1	
1-4-20	Pin, 5/32" x 1/2".....	202684	All	3	3	3	3	3	
	1.315 - CRANKSHAFT MAIN BEARINGS								
1-4-17	Bearing, No. 1 Std.....	202686	All	1	1	1	1	1	
1-4-6	Bearing, No. 2 and 3 Std.....	200071	All	2	2	2	2	2	
1-4-5	Bearing, No. 4 Std.....	200072	All	1	1	1	1	1	
1-4-17	Bearing, No. 1 .001 Undersize.....	204851	All	*	*	*	*	*	
1-4-6	Bearing, No. 2 and 3 .001 Undersize.....	204852	All	*	*	*	*	*	
1-4-5	Bearing, No. 4 .001 Undersize.....	204853	All	*	*	*	*	*	
1-4-17	Bearing, No. 1 .002 Undersize.....	202687	All	*	*	*	*	*	
1-4-6	Bearing, No. 2 and 3 .002 Undersize.....	201929	All	*	*	*	*	*	
1-4-5	Bearing, No. 4 .002 Undersize.....	201930	All	*	*	*	*	*	
	NOTE: Engines with Engine Numbers followed by the letter "X" have .002 Undersize Main Bearings								
1-4-17	Bearing, No. 1 .010 Undersize.....	202691	All	*	*	*	*	*	
1-4-6	Bearing, No. 2 and 3 .010 Undersize.....	200338	All	*	*	*	*	*	
1-4-5	Bearing, No. 4 .010 Undersize.....	200339	All	*	*	*	*	*	

* As required

ENGINE

1

FIGURE NUMBER	GROUP, PART NAME and DESCRIPTION	PART NUMBER	MODELS	BODY STYLES					
				4-DR. SEDAN	CONV.	VIRGINIAN	UTILITY	TAXICAB	
				1	2	3	5	6	
1.315 - CRANKSHAFT MAIN BEARINGS (Cont'd)									
NOTE: Engines with Engine Numbers followed by the letter "A" have .010 Undersize Main Bearings									
1-4-17	Bearing, No. 1 .012 Undersize.....	202309	All	*	*	*	*	*	
1-4-6	Bearing, No. 2 and 3 .012 Undersize.....	202310	All	*	*	*	*	*	
1-4-5	Bearing, No. 4 .012 Undersize.....	202311	All	*	*	*	*	*	
	"Plastigage".....	204460	All	*	*	*	*	*	
1.320 - CRANKSHAFT MAIN BEARING CAPS									
NOTE: These Shims are to be USED with the following Listed Caps only									
1-4-34	Cap, No. 2.....	204641	All	1	1	1	1	1	
	Shim, .001.....	204642	All	*	*	*	*	*	
	Shim, .002.....	204643	All	*	*	*	*	*	
	Shim, .005.....	204644	All	*	*	*	*	*	
1-4-35	Cap, No. 3.....	204645	All	1	1	1	1	1	
	Shim, .001 Rt.....	204646	All	*	*	*	*	*	
	Shim, .002 Rt.....	204647	All	*	*	*	*	*	
	Shim, .005 Rt.....	204648	All	*	*	*	*	*	
	Shim, .001 Lt.....	204642	All	*	*	*	*	*	
	Shim, .002 Lt.....	204643	All	*	*	*	*	*	
	Shim, .005 Lt.....	204644	All	*	*	*	*	*	
1-4-37	Cap, No. 4.....	204649	All	1	1	1	1	1	
	Shim, .001.....	204650	All	*	*	*	*	*	
	Shim, .002.....	204651	All	*	*	*	*	*	
	Shim, .005.....	204652	All	*	*	*	*	*	
	Dowel, Std. 3/16" Diam. (Front Cap).....	202690	All	2	2	2	2	2	
	Dowel Pin, 5/16" Diam.....	200077	All	5	5	5	5	5	
	Dowel Pin, 21/64" Diam.....	204653	All	5	5	5	5	5	
	Dowel Ring, No. 3 Cap.....	200078	All	1	1	1	1	1	
1-4-30	Bolt (No. 1, 2 and 3 Caps) 1/2"-13 x 2 1/2" Hx. Hd.....	200079	All	6	6	6	6	6	
	Bolt (No. 4 Cap) 1/2"-13 x 3 1/4" Hx. Hd...	200080	All	2	2	2	2	2	
1-4-31	Flatwasher, 1/2".....	200081	All	8	8	8	8	8	
1.325 - CRANKSHAFT BEARING FILLER BLOCK-FRONT									
1-1-88	Block.....	200090	All	1	1	1	1	1	
	Bolt, 5/16"-18 x 7/8" Hx. Soc.....	200091	All	1	1	1	1	1	
	Bolt, 5/16"-18 x 7/8" Sl.....	200092	All	2	2	2	2	2	
	Lockwasher, 5/16".....	240	All	2	2	2	2	2	
1.326 - CRANKSHAFT BEARING FILLER BLOCK-REAR									
1-1-104	Block.....	200093	All	1	1	1	1	1	
1-1-102	Bolt, 5/16"-18 x 2 5/8" Hx. Hd.....	200094	All	2	2	2	2	2	
1-1-103	Lockwasher, 5/16".....	240	All	2	2	2	2	2	
1-1-105	Oil Seal (to Crankshaft).....	204654	All	2	2	2	2	2	

* As required

ENGINE

FIGURE NUMBER	GROUP, PART NAME and DESCRIPTION	PART NUMBER	MODELS	BODY STYLES					
				4-DR. SEDAN	CONV.	VIRGINIAN	UTILITY	TAXICAB	
				1	2	3	5	6	
	1.326 - CRANKSHAFT BEARING FILLER BLOCK-REAR (Cont'd)								
1-1-106	Guard.....	200096	All	1	1	1	1	1	
	1.330 - VIBRATION DAMPER								
1-4-27	Damper.....	200082	All	1	1	1	1	1	
1-4-29	Bolt, 5/16"-18 x 5/8" Hx. Hd.....	205150	All	6	6	6	6	6	
1-4-28	Lockwasher, 5/16" Int. Tooth.....	200	All	6	6	6	6	6	
	Damper (incl. Pulley and Hub).....	203964	All	1	1	1	1	1	
	1.350 - CRANKSHAFT PULLEY								
1-4-26	Pulley (used with 200082 Damper).....	200085	All	1	1	1	1	1	
1-4-25	Hub (used with 200082 Damper).....	200086	All	1	1	1	1	1	
1-4-32	Key.....	200087	All	1	1	1	1	1	
	Plug, Keyway.....	200088	All	1	1	1	1	1	
	Bolt, 3/4"-16 x 1" Hx. Hd.....	214	All	1	1	1	1	1	
	Bolt, 3/4"-16 x 1 1/8" Hx. Hd.....	674	All	1	1	1	1	1	
	Flatwasher, 25/32".....	200089	All	1	1	1	1	1	
	1.360 - FLYWHEEL								
1-4-3	Flywheel (incl. Ring Gear).....	200097	All	1	1	1	1		
1-4-3	Flywheel (incl. Ring Gear).....	205791	491					1	
1-4-36	Bolt, 3/8"-24 x 1 1/4".....	200098	All	6	6	6	6	6	
1-4-2	Lockwasher, 3/8" Int. Tooth.....	201	All	6	6	6	6	6	
1-4-1	Nut, 3/8"-24 Hx.	200099	All	6	6	6	6	6	
	Ring Gear.....	200100	All	1	1	1	1	1	
	1.370 - TIMING POINTER								
1-5-16	Pointer (3 13/32" Long).....	200158	All	1	1	1	1	1	
	Pointer (2 3/16" Long).....	206551	All	1	1	1	1	1	
	1.400 - CONNECTING ROD								
1-4-15	Rod, No. 1, 3 and 5 (less Bearings).....	200101	All	3	3	3	3	3	
	Rod, No. 2, 4 and 6 (less Bearings).....	200102	All	3	3	3	3	3	
1-4-8	Bolt.....	203309	All	12	12	12	12	12	
1-4-7	Locknut, 3/8"-24 Hx.....	203310	All	12	12	12	12	12	
1-4-14	Bushing.....	200107	All	6	6	6	6	6	
	1.405 - CONNECTING ROD BEARING								
	NOTE: Packaged 2 per Box								
1-4-16	Bearing, No. 1, 3 and 5 Std.....	200105	All	6	6	6	6	6	
	Bearing, No. 2, 4 and 6 Std.....	200106	All	6	6	6	6	6	
1-4-16	Bearing, No. 1, 3 and 5 .001 Undersize.....	200346	All	*	*	*	*	*	
	Bearing, No. 2, 4 and 6 .001 Undersize.....	200347	All	*	*	*	*	*	
1-4-16	Bearing, No. 1, 3 and 5 .002 Undersize.....	200348	All	*	*	*	*	*	
	Bearing, No. 2, 4 and 6 .002 Undersize.....	200349	All	*	*	*	*	*	
1-4-16	Bearing, No. 1, 3 and 5 .010 Undersize.....	200350	All	*	*	*	*	*	
	Bearing No. 2, 4 and 6 .010 Undersize.....	200351	All	*	*	*	*	*	

* As required

ENGINE

FIGURE NUMBER	GROUP, PART NAME and DESCRIPTION	PART NUMBER	MODELS	BODY STYLES									
				4-DR. SEDAN	CONV.	VIRGINIAN	UTILITY	TAXICAB					
				1	2	3	5	6					
1.405 - CONNECTING ROD BEARING (Cont'd)													
NOTE: Engines with Engine Numbers followed by letter "A" have .010 Undersize Connecting Rod Bearings													
1-4-16	Bearing, No. 1, 3 and 5 .012 Undersize.....	200354	All	*	*	*	*	*	*				
	Bearing, No. 2, 4 and 6 .012 Undersize.....	200355	All	*	*	*	*	*	*				
1.410 - PISTONS													
1-4-9	Piston, Std.....	200108	All	6	6	6	6	6	6				
1-4-9	Piston, .005 Oversize....	200357	All	*	*	*	*	*	*				
1-4-9	Piston, .010 Oversize....	200358	All	*	*	*	*	*	*				
1-4-9	Piston, .020 Oversize....	200359	All	*	*	*	*	*	*				
1-4-9	Piston, .025 Oversize....	202484	All	*	*	*	*	*	*				
1-4-9	Piston, .030 Oversize....	200360	All	*	*	*	*	*	*				
1-4-9	Piston, Std.....	201947	All	6	6	6	6	6	6				
1-4-9	Piston, .005 Oversize....	201949	All	*	*	*	*	*	*				
1-4-9	Piston, .010 Oversize....	201950	All	*	*	*	*	*	*				
1-4-9	Piston, .020 Oversize....	201951	All	*	*	*	*	*	*				
1-4-9	Piston, .025 Oversize....	202487	All	*	*	*	*	*	*				
1-4-9	Piston, .030 Oversize....	201952	All	*	*	*	*	*	*				
1-4-9	Piston, .040 Oversize....	203751	All	*	*	*	*	*	*				
1-4-9	Piston, .050 Oversize....	203752	All	*	*	*	*	*	*				
1-4-9	Piston, .060 Oversize....	203753	All	*	*	*	*	*	*				
NOTE: Engine with Engine Numbers followed by the letter "N" have .020 Oversize Pistons													
1.415 - PISTON RINGS													
1-4-10	Ring, Compression, Std.....	200111	All	12	12	12	12	12	12				
1-4-10	Ring, Compression, .010 Oversize.....	200361	All	*	*	*	*	*	*				
1-4-10	Ring, Compression, .020 Oversize.....	200362	All	*	*	*	*	*	*				
1-4-10	Ring, Compression, .030 Oversize.....	200363	All	*	*	*	*	*	*				
1-4-11	Ring, Oil, Std.....	200112	All	12	12	12	12	12	12				
1-4-11	Ring, Oil, .010 Oversize.....	200364	All	*	*	*	*	*	*				
1-4-11	Ring, Oil, .020 Oversize.....	200365	All	*	*	*	*	*	*				
1-4-11	Ring, Oil, .030 Oversize.....	200366	All	*	*	*	*	*	*				
1.417 - PISTON RING SETS-OIL CONTROL													
60-3 †	Ring Set (Std. to .009 Oversize).....	203145	All	1	1	1	1	1	1				
†	Ring Set (.010 to .029 Oversize).....	203146	All	1	1	1	1	1	1				
†	Ring Set (.030 to .049 Oversize).....	203147	All	1	1	1	1	1	1				
†	Ring Set (.050 to .069 Oversize).....	203148	All	1	1	1	1	1	1				
1.420 - PISTON PIN													
1-4-13	Pin, Std.....	200109	All	6	6	6	6	6	6				
1-4-13	Pin, .003 Oversize.....	201472	All	*	*	*	*	*	*				
1-4-13	Pin, .005 Oversize.....	201473	All	*	*	*	*	*	*				
1-4-12	Retaining Ring.....	200110	All	*	*	*	*	*	*				

* As required † For Component Parts SEE Group 60.1

ENGINE

FIGURE NUMBER	GROUP, PART NAME and DESCRIPTION	PART NUMBER	MODELS	BODY STYLES				
				4-DR. SEDAN	CONV.	VIRGINIAN	UTILITY	TAXICAB
				1	2	3	5	6
1.500 - CAMSHAFT								
1-5-1	Camshaft.....	203017	All	1	1	1	1	
	Camshaft.....	205792	491					1
1-5-11	Thrustplate.....	200114	All	1	1	1	1	1
	Bolt with L/W, 5/16"-18 x 5/8" Hx. Hd.....	200352	All	2	2	2	2	2
	Nut, 5/16"-18 Hx.....	205	All	2	2	2	2	2
1.510 - CAMSHAFT BEARING								
1-5-18	Bearing, No. 1.....	200115	All	1	1	1	1	1
1-5-19	Bearing, No. 2.....	200116	All	1	1	1	1	1
1-5-20	Bearing, No. 3.....	200117	All	1	1	1	1	1
1-5-21	Bearing, No. 4.....	200118	All	1	1	1	1	1
1.600 - TIMING GEAR								
1-4-22	Gear (on Crankshaft).....	200083	All	1	1	1	1	1
1-4-33	Key, 1/4" x 1" Woodruff No. 15.....	200084	All	1	1	1	1	1
1-5-12	Gear (on Camshaft).....	200119	All	1	1	1	1	1
1-5-10	Key, 5/32" x 5/8" Woodruff No. 6.....	200120	All	1	1	1	1	1
1-5-13	Lock.....	200121	All	1	1	1	1	1
1-5-14	Nut, 7/8"-18 Hx.....	200122	All	1	1	1	1	1
1.605 - TIMING CHAIN								
1-4-23	Chain.....	200123	All	1	1	1	1	1
1.610 - TIMING CHAIN COVER								
1-5-15	Cover (incl. Seal).....	200126	All	1	1	1	1	1
	Bolt, 5/16"-18 x 7/8" Hx. Hd.....	209	All	4	4	4	4	4
	Lockwasher, 5/16" Hy.....	191	All	4	4	4	4	4
	Bolt, 7/16"-14 x 1 1/8" Hx. Hd.....	213	All	1	1	1	1	1
	Lockwasher, 7/16" Med.....	193	All	1	1	1	1	1
	Bolt with L/W, 5/16"-18 x 3/4" Hx. Hd.....	200353	All	4	4	4	4	4
	Nut, 5/16"-18 Hx.....	205	All	5	5	5	5	5
	Stud, 5/16"-18 x 1 1/4".....	200127	All	1	1	1	1	1
1-1-54	Gasket.....	200128	All	1	1	1	1	1
1.720 - VALVES								
1-5-9	Valve, Intake.....	203325	All	6	6	6	6	6
1-5-2	Valve, Exhaust.....	203326	All	6	6	6	6	6
1-5-3	Guide, Standard.....	200132	All	12	12	12	12	12
1-5-3	Guide, .0005 Oversize (marked "A").....	205702	All	*	*	*	*	*
1-5-3	Guide, .0055 Oversize (marked "L").....	205703	All	*	*	*	*	*
1-5-4	Spring, Intake and Exhaust.....	200133	All	12	12	12	12	12
1-5-5	Retainer.....	203327	All	12	12	12	12	12
1-5-6	Lock.....	203328	All	24	24	24	24	24
†	Gasket Set, Valve Grind (Single Manifold)....	204503	491,495	1			1	
60-4 †	Gasket Set, Valve Grind (Dual Manifold).....	204504	All	1	1	1	1	1
1.740 - VALVE TAPPET								
	Tappet, Std..... ⁴	200137	All	12	12	12	12	12

* As required † For Component Parts SEE Group 60.1

ENGINE

FIGURE NUMBER	GROUP, PART NAME and DESCRIPTION	PART NUMBER	MODELS	BODY STYLES						
				4-DR. SEDAN	CONV.	VIRGINIAN	UTILITY	TAXICAB		
				1	2	3	5	6		
	1.740 - VALVE TAPPET (Cont'd)									
	Tappet, .0005 Oversize "A".....	202582	All	*	*	*	*	*	*	*
	Tappet, .001 Oversize "B".....	202583	All	*	*	*	*	*	*	*
	Tappet, .0015 Oversize "C".....	203339	All	*	*	*	*	*	*	*
	Tappet, .002 Oversize "D".....	203340	All	*	*	*	*	*	*	*
	Tappet, .005 Oversize "K".....	205698	All	*	*	*	*	*	*	*
	Tappet, .008 Oversize "S".....	206018	All	*	*	*	*	*	*	*
	Screw.....	200138	All	12	12	12	12	12	12	12
	Locknut.....	200139	All	12	12	12	12	12	12	12
	Tappet, Std.....	204024	All	12	12	12	12	12	12	12
	Tappet, .0005 Oversize "A".....	204025	All	*	*	*	*	*	*	*
	Tappet, .001 Oversize "B".....	204026	All	*	*	*	*	*	*	*
	Tappet, .0015 Oversize "C".....	204027	All	*	*	*	*	*	*	*
	Tappet, .002 Oversize "D".....	204028	All	*	*	*	*	*	*	*
	Tappet, .005 Oversize "K".....	205701	All	*	*	*	*	*	*	*
	Tappet, .008 Oversize "S".....	206019	All	*	*	*	*	*	*	*
	Screw, Self Locking Adj.....	204029	All	12	12	12	12	12	12	12
	1.750 - VALVE TAPPET COVER									
1-1-118	Cover.....	204112	All	1	1	1	1	1	1	1
1-1-59	Gasket.....	200143	All	1	1	1	1	1	1	1
	Stud, 1/4"-20 x 2 3/8".....	200141	All	3	3	3	3	3	3	3
	Nut, 1/4"-20 Hx.....	200142	All	3	3	3	3	3	3	3
	Gasket, 7/16" I.D.....	202145	All	3	3	3	3	3	3	3
	Baffle, Valve Chamber Oil, Front and Rear....	204114	All	2	2	2	2	2	2	2
	Baffle, Valve Chamber Oil, Center.....	204113	All	1	1	1	1	1	1	1

* As required

