

FIGURE 2-1 — TYPICAL OIL PUMP - EXPLODED VIEW

KEY	PART NAME	GROUP	KEY	PART NAME	GROUP
1	Gear, Drive - at Camshaft.....	2.210	9	Gear, Idler.....	2.215
2	Pin, Drive Gear - at Camshaft.....	2.210	10	Gear, Drive.....	2.210
3	Shaft Assembly, Drive.....	2.210	11	Cover.....	2.230
4	Key, Drive Gear.....	2.210	12	"Floato".....	2.235
5	Bushing, Body.....	2.205	13	Cotter Pin.....	2.235
6	Body Assembly.....	2.205	14	Bolt, Cover.....	2.230
7	Shaft, Idler Gear.....	2.215	15	Lockwasher, Cover Bolt.....	2.230
8	Gasket, Cover.....	2.230			




FIGURE 2-2 — TYPICAL OIL FILTER - EXPLODED VIEW

FIGURE 2-2 — TYPICAL OIL FILTER - EXPLODED VIEW

KEY	PART NAME	GROUP
1	Elbow, Inlet and Outlet Tube.....	2.315
2	Tube, Inlet.....	2.315
3	Stud, Mounting.....	2.300
4	Lockwasher, Mounting Nut.....	2.300
5	Nut, Mounting.....	2.300
6	Elbow, Inlet Tube.....	2.315
7	Strap, Mounting.....	2.300
8	Nut, Strap Mounting.....	2.300
9	Tube, Outlet.....	2.316
10	Lockwasher, Strap Mounting Nut.....	2.300
11	Bolt, Strap Mounting.....	2.300
12	Bracket, Mounting.....	2.300
13	Connector, Inlet Tube.....	2.316
14	Drain Plug.....	2.300
15	Serviced Only In Oil Filter Assembly.....	
16	Element.....	2.300
17	Gasket, Cover.....	2.300
18	Cover.....	2.300

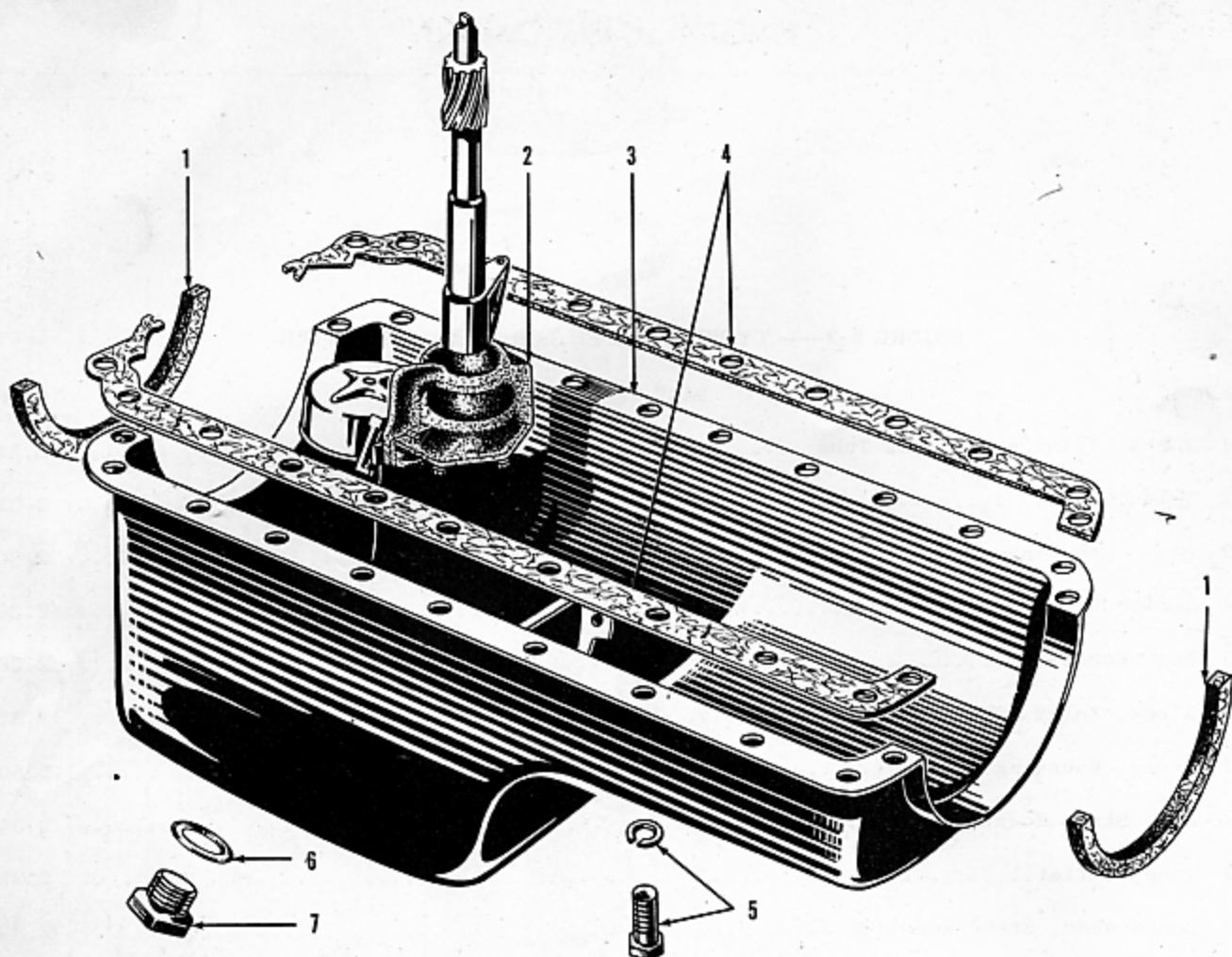


FIGURE 2-3 — OIL PAN - EXPLODED VIEW

KEY	PART NAME	GROUP	KEY	PART NAME	GROUP
1	Gasket, End.....	2.400	5	Bolt with L/W, Mounting.....	2.400
2	Pump, Oil.....	2.200	6	Gasket, Drain Plug.....	2.400
3	Pan.....	2.400	7	Plug, Drain.....	2.400
4	Gasket, Side.....	2.400			

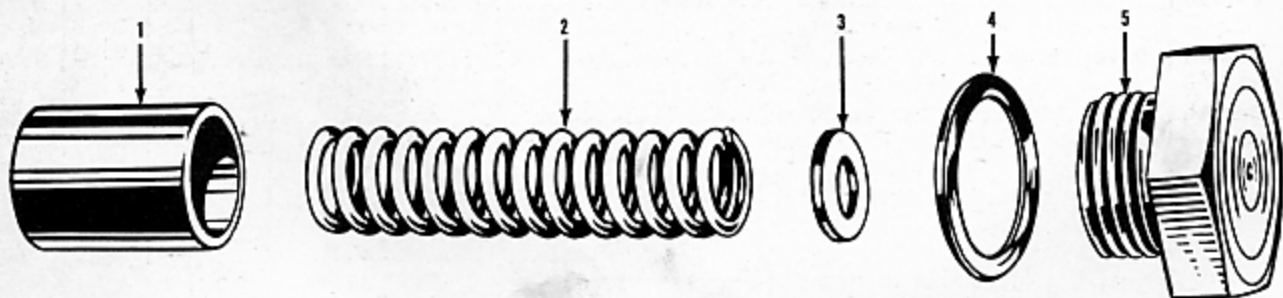


FIGURE 2-4 — OIL PRESSURE RELIEF VALVE - EXPLODED VIEW

KEY	PART NAME	GROUP	KEY	PART NAME	GROUP
1	Valve.....	2.410	4	Gasket.....	2.410
2	Spring.....	2.410	5	Plug.....	2.410
3	Washer.....	2.410			

ENGINE LUBRICATION

2

FIGURE NUMBER	GROUP, PART NAME and DESCRIPTION	PART NUMBER	MODELS	BODY STYLES					
				4-DR. SEDAN	CONV.	VIRGINIAN	UTILITY	TAXICAB	
				1	2	3	5	6	
2.200 - OIL PUMP									
1-1-94	Pump (less Float).....	200240	All	1	1	1	1	1	
	Stud, 3/8"-16 x 1 1/2".....	201966	All	1	1	1	1	1	
	Lockwasher, 3/8" Med.....	192	All	1	1	1	1	1	
	Nut, 3/8"-16 Hx.....	204	All	1	1	1	1	1	
	Bushing (in Block).....	200242	All	1	1	1	1	1	
2.205 - OIL PUMP BODY									
2-1-6	Body (incl. Bushing).....	200243	All	1	1	1	1	1	
2-1-5	Bushing.....	200244	All	1	1	1	1	1	
2.210 - OIL PUMP DRIVE SHAFT									
2-1-3	Shaft (incl. Gear at Camshaft).....	203185	All	1	1	1	1	1	
2-1-10	Gear (at Pump).....	200247	All	1	1	1	1	1	
2-1-4	Key, 1/8" x 1/2" Woodruff No. 3.....	200250	All	1	1	1	1	1	
2-1-1	Gear (at Camshaft).....	200248	All	1	1	1	1	1	
2-1-2	Pin, 3/16" x 15/16".....	200249	All	1	1	1	1	1	
2.215 - OIL PUMP IDLER GEAR SHAFT									
2-1-7	Shaft.....	200246	All	1	1	1	1	1	
2-1-9	Gear.....	200251	All	1	1	1	1	1	
2.230 - OIL PUMP COVER									
2-1-11	Cover.....	200252	All	1	1	1	1	1	
2-1-14	Bolt, 1/4"-20 x 3/4" Hx. Hd.....	529	All	6	6	6	6	6	
2-1-15	Lockwasher, 1/4" Med.....	190	All	6	6	6	6	6	
2-1-8	Gasket.....	200253	All	1	1	1	1	1	
2.235 - OIL PUMP FLOAT									
2-1-12	"Floato".....	200254	All	1	1	1	1	1	
2-1-13	Cotter Pin, 1/8" x 1 1/4".....	199	All	1	1	1	1	1	
2.300 - OIL FILTER									
1-1-10	Filter (incl. Mtg. Bracket and Strap).....	200255	All	1	1	1	1	1	
2-2-3	Stud, 3/8"-16 x 1 1/8".....	200257	All	2	2	2	2	2	
2-2-4	Lockwasher, 3/8" Med.....	192	All	2	2	2	2	2	
2-2-5	Nut, 3/8"-16 Hx.....	204	All	2	2	2	2	2	
2-2-14	Drain Plug, 1/8" Pipe Hx. Hd.....	236	All	1	1	1	1	1	
2-2-16	Element (incl. Cover Gasket).....	200136	All	1	1	1	1	1	
2-2-18	Cover.....	200150	All	1	1	1	1	1	
2-2-17	Gasket.....	200166	All	1	1	1	1	1	
2-2-12	Bracket.....	200167	All	1	1	1	1	1	
2-2-7	Strap.....	200168	All	2	2	2	2	2	
2-2-11	Bolt, 1/4"-20 x 3/4" Fil. Hd. Sl.....	234	All	1	1	1	1	1	
2-2-10	Lockwasher, 1/4" Med.....	190	All	1	1	1	1	1	
2-2-8	Nut, 1/4"-20 Sq.....	235	All	1	1	1	1	1	
2.315 - OIL FILTER INLET TUBE									
2-2-2	Tube (incl. Nuts).....	200241	All	1	1	1	1	1	
2-2-1	Elbow (at Filter).....	202123	All	1	1	1	1	1	

ENGINE LUBRICATION

FIGURE NUMBER	GROUP, PART NAME and DESCRIPTION	PART NUMBER	MODELS	BODY STYLES						
				4-DR. SEDAN	CONV.	VIRGINIAN	UTILITY	TAXICAB		
				1	2	3	5	6		
	2.315 - OIL FILTER INLET TUBE (Cont'd)									
2-2-6	Elbow (at Block).....	202124	All	1	1	1	1	1		
	Nut, 7/16"-24 Hx. x 1/4" Inv. Fl. Tube.....	202143	All	2	2	2	2	2		
	2.316 - OIL FILTER OUTLET TUBE									
2-2-9	Tube (incl. Nuts).....	200282	All	1	1	1	1	1		
2-2-13	Connector (at Filter).....	202125	All	1	1	1	1	1		
2-2-1	Elbow (at Block) 7/16"-24 x 1/8" Pipe x 90° x 1/4" Inv. Fl. Tube.....	202123	All	1	1	1	1	1		
	Nut 7/16"-24 Hx. x 1/4" Inv. Fl. Tube.....	202143	All	2	2	2	2	2		
	2.400 - OIL PAN									
2-3-3	Pan.....	201961	All	1	1	1	1	1		
2-3-5	Bolt with L/W, 5/16"-18 x 3/4" Hx. Hd.....	200353	All	18	18	18	18	18		
2-3-7	Plug, Drain, 7/8"-18 Hx.....	200268	All	1	1	1	1	1		
2-3-6	Gasket, Drain Plug.....	200269	All	1	1	1	1	1		
2-3-4	Gasket, Side.....	200266	All	2	2	2	2	2		
2-3-1	Gasket, End.....	200267	All	2	2	2	2	2		
60-5 †	Gasket Set, Oil Pan.....	204505	All	1	1	1	1	1		
	2.405 - OIL RETURN TUBE (VALVE CHAMBER TO PAN)									
	Tube.....	201962	All	1	1	1	1	1		
	Stud, 1/4"-20 x 7/8".....	201964	All	1	1	1	1	1		
	Lockwasher, 1/4" Med.....	190	All	1	1	1	1	1		
	Nut, 1/4"-20 Hx.....	203	All	1	1	1	1	1		
	Clip.....	201963	All	1	1	1	1	1		
	2.410 - OIL PRESSURE RELIEF VALVE									
2-4-1	Valve.....	200270	All	1	1	1	1	1		
2-4-2	Spring.....	200271	All	1	1	1	1	1		
2-4-3	Washer.....	200272	All	*	*	*	*	*		
2-4-5	Plug.....	200273	All	1	1	1	1	1		
2-4-4	Gasket, Plug.....	202146	All	1	1	1	1	1		
	2.412 - OIL FILLER TUBE									
1-1-19	Tube.....	200258	All	1	1	1	1	1		
1-1-18	Cap.....	200261	All	1	1	1	1	1		
	Breather (incl. Cap) (Heavy Duty).....	202862	All	1	1	1	1	1		
	2.415 - OIL DEPTH GAUGE (OR DIP STICK)									
1-1-17	Gauge.....	200262	All	1	1	1	1	1		
	Washer.....	200263	All	1	1	1	1	1		
	Support.....	200264	All	1	1	1	1	1		
	2.420 - OIL PRESSURE GAUGE-INSTRUMENT PANEL									
	NOTE: SEE Group 19.122									

* As required † For Component Parts See Group 60.2

ENGINE LUBRICATION

FIGURE NUMBER	GROUP, PART NAME and DESCRIPTION	PART NUMBER	MODELS	BODY STYLES						
				4-DR. SEDAN	CONV.	VIRGINIAN	UTILITY	TAXICAB		
				1	2	3	5	6		
	2.425 - OIL PRESSURE GAUGE TUBE									
	Tube, Lower (incl. Nuts) (L.H.D.).....	200313	495,496	1	1					
	Elbow, 3/8"-24 x 1/8" Pipe 90° x 3/16" Inv. Fl. Tube.....	202126	495,496	1	1					
	Clip (at Flywheel Housing).....	200317	495,496	1	1					
	Nut, 3/8"-24 Hx. x 3/16" Inv. Fl. Tube.....	202142	495,496	2	2					
	Hose, Intermediate (L.H.D.).....	200316	495,496	1	1					
	Tube, Upper (incl. Nuts) (L.H.D.).....	205256	495,496	1	1					
	Nut, 3/8"-24 Hx. x 3/16" Inv. Fl. Tube.....	202142	495,496	2	2					
	Clip (at Hand Brake Brkt.).....	206049	495,496	1	1					
	Screw, 1/4"-28 x 1/2" Rd. Hd. Sl.....	731	495,496	1	1					
	Lockwasher, 1/4".....	410	495,496	1	1					
	Nut, 1/4"-28 Hx.....	261	495,496	1	1					
	2.430 - OIL PRESSURE GAUGE-ENGINE UNIT									
1-1-129	Gauge (L.H.D.).....	203505	491,492	1	1	1	1	1		1
	Gauge (R.H.D.).....	203505	491,495	1						
	Screw, Terminal, No. 8-32 x 1/4" Rd. Hd. Sl..	310	491,492,495	1	1	1	1	1		1
	Lockwasher, No. 8 Int. Tooth.....	273	491,492,495	1	1	1	1	1		1
	2.440 - OIL PRESSURE GAUGE TUBE-ENGINE UNIT									
1-1-130	Tube (incl. Nuts)	203252	491,492	1	1	1	1	1		1
	Elbow(at Block)	202126	491,492	1	1	1	1	1		1
	Nut, 3/8"-24 Hx. x 3/16" Inv. Fl. Tube.....	202142	491,492	2	2	2	2	2		2
	Elbow and Bracket,.....	203251	491,492	1	1	1	1	1		1