

FIGURE 30-1 — BODY SHELL - FOUR DOOR SEDAN - EXPLODED VIEW

FIGURE 30-1 — BODY SHELL - FOUR DOOR SEDAN - EXPLODED VIEW

KEY	PART NAME	GROUP	KEY	PART NAME	GROUP
1	Hood.....	18.100	13	Fender, Front, Left.....	18.000
2	Panel, Roof.....	30.052	14	Pillar, Center.....	30.038
3	Shell, Body.....	30.050	15	Facing, Rear Door Lock Pillar.....	30.038
4	Frame, Rear Window Opening.....	30.503	16	Panel, Outer Wheelhousing.....	30.040
5	Pan, Rear Floor.....	30.058	17	Panel, Rocker.....	30.056
6	Lid, Deck.....	30.062	18	Board, Instrument.....	30.402
7	Cover, Fuel Tank Filler.....	30.040	19	Extension, Front Stone Deflector Panel, Left.....	6.492
8	Panel, Rear Quarter.....	30.040	20	Pillar, Front Hinge.....	30.038
9	Door, Rear.....	30.120	21	Cowl.....	30.054
10	Door, Front.....	30.102	22	Shield, Fender Splash, Left.....	18.010
11	Hinge, Front Lower.....	30.108	23	Panel, Front Stone Deflector.....	6.492
12	Hinge, Front Upper.....	30.108	24	Shroud, Radiator.....	6.480

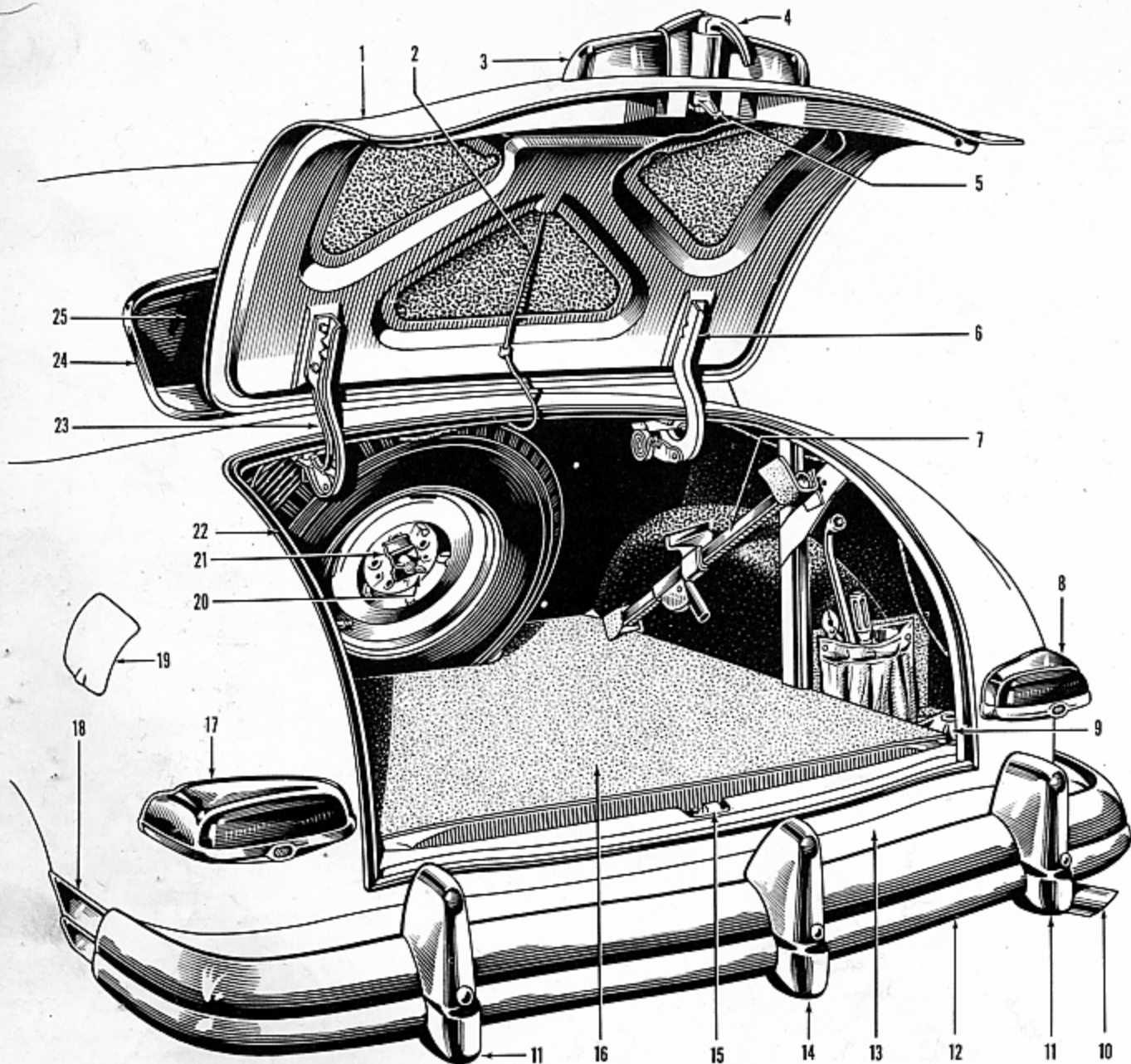
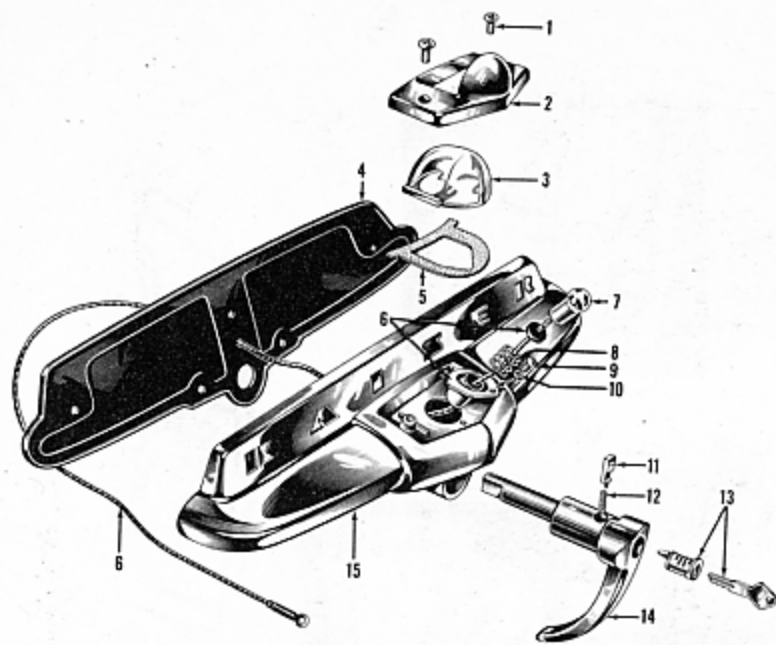


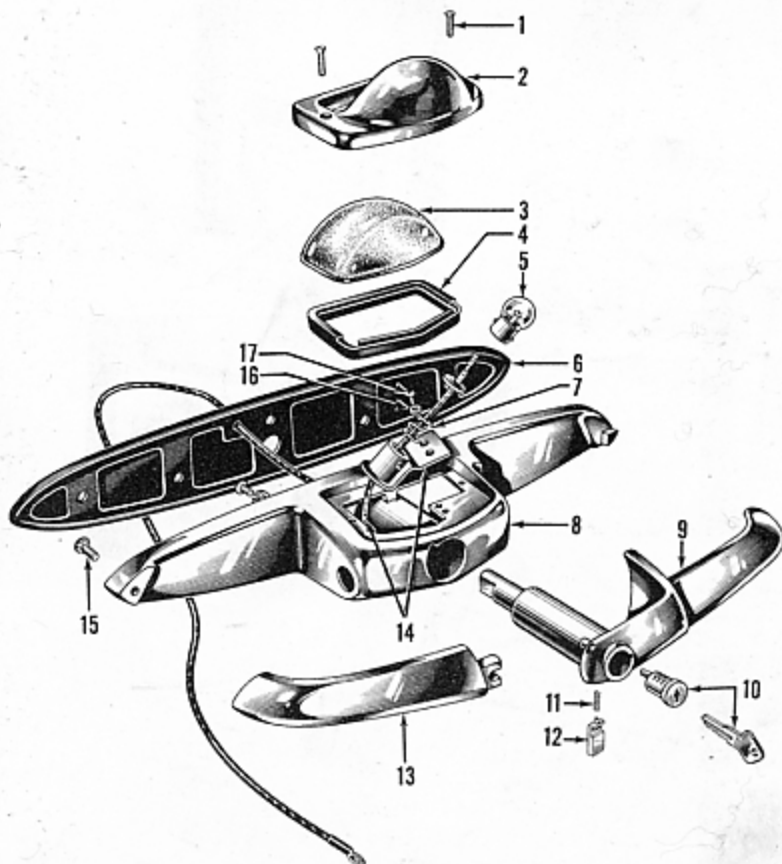
FIGURE 30-2 — REAR DECK LID ASSEMBLY - KAISER MODELS

KEY	PART NAME	GROUP	KEY	PART NAME	GROUP
1	Lid, Deck.....	30.062	14	Guard, Center Bumper.....	20.265
2	Cable Assembly.....	30.0702	15	Bracket, Lid Latch Striker.....	30.074
3	License Light Assembly.....	30.0702	16	Mat, Rear Compartment Floor.....	30.630
4	Handle, Deck Lid.....	30.068	17	Light, Tail, Left.....	7.570
5	Latch, Deck Lid.....	30.074	18	Moulding, Rear Quarter Panel, Rear, Left.....	30.091
6	Hinge, Deck Lid, Right.....	30.064	19	Cover, Fuel Tank Filler.....	30.040
7	Jack Assembly.....	20.300	20	Wing Nut, Spare Tire.....	16.030
8	Light, Tail, Right.....	7.570	21	Clamp, Spare Tire.....	16.030
9	Base, Jack.....	20.300	22	Weatherstrip, Rear Compartment....	30.062
10	Deflector, Exhaust.....	5.070	23	Hinge, Deck Lid, Left.....	30.064
11	Guard, Bumper.....	20.265	24	Moulding, Rear Window Finish.....	30.088
12	Bumper, Rear.....	20.250	25	Glass, Rear Window.....	30.501
13	Deflector, Rear Stone.....	30.048			



KEY	PART NAME	GROUP
1	Screw, License Light Door.....	30.0702
2	Door, License Light.....	30.0702
3	Lens, License Light.....	30.0702
4	Pad, License Light Mounting.....	30.0702
5	Gasket, License Light...	30.0702
6	Cable and Socket Assembly.....	30.0702
7	Bulb, License Light.....	30.0702
8	Spring, Bulb Socket.....	30.0702
9	Screw, License Light Cable and Socket.....	30.0702
10	Washer, License Light Cable and Socket.....	30.0702
11	Pawl, Deck Lid Handle...	30.068
12	Spring, Deck Lid Handle Pawl.....	30.068
13	Lock Cylinder and Key...	30.068
14	Handle, Deck Lid.....	30.068
15	Body, License Light.....	30.0702

FIGURE 30-3 — REAR DECK LID LOCKING HANDLE AND LICENSE LIGHT - KAISER MODELS



KEY	PART NAME	GROUP
1	Screw, License Light Door.....	30.0702
2	Door, License Light.....	30.0702
3	Lens, License Light.....	30.0702
4	Gasket, License Light...	30.0702
5	Bulb, License Light.....	30.0702
6	Pad, License Light Mounting.....	30.0702
7	Spring, Bulb Socket.....	30.0702
8	Body, License Light.....	30.0702
9	Handle, Movable Deck Lid	30.068
10	Lock Cylinder and Key...	30.068
11	Spring, Deck Lid Handle Pawl.....	30.068
12	Pawl, Deck Lid Handle...	30.068
13	Handle, Deck Lid Stationary.....	30.068
14	Cable and Socket Assembly.....	30.0702
15	Screw with L/W (Stationary Handle).....	30.068
16	Washer, Cable and Socket License Light.....	30.0702
17	Screw, Cable and Socket License Light.....	30.0702

FIGURE 30-4 — DECK LID LOCKING HANDLE AND LICENSE LIGHT - FRAZER MODELS

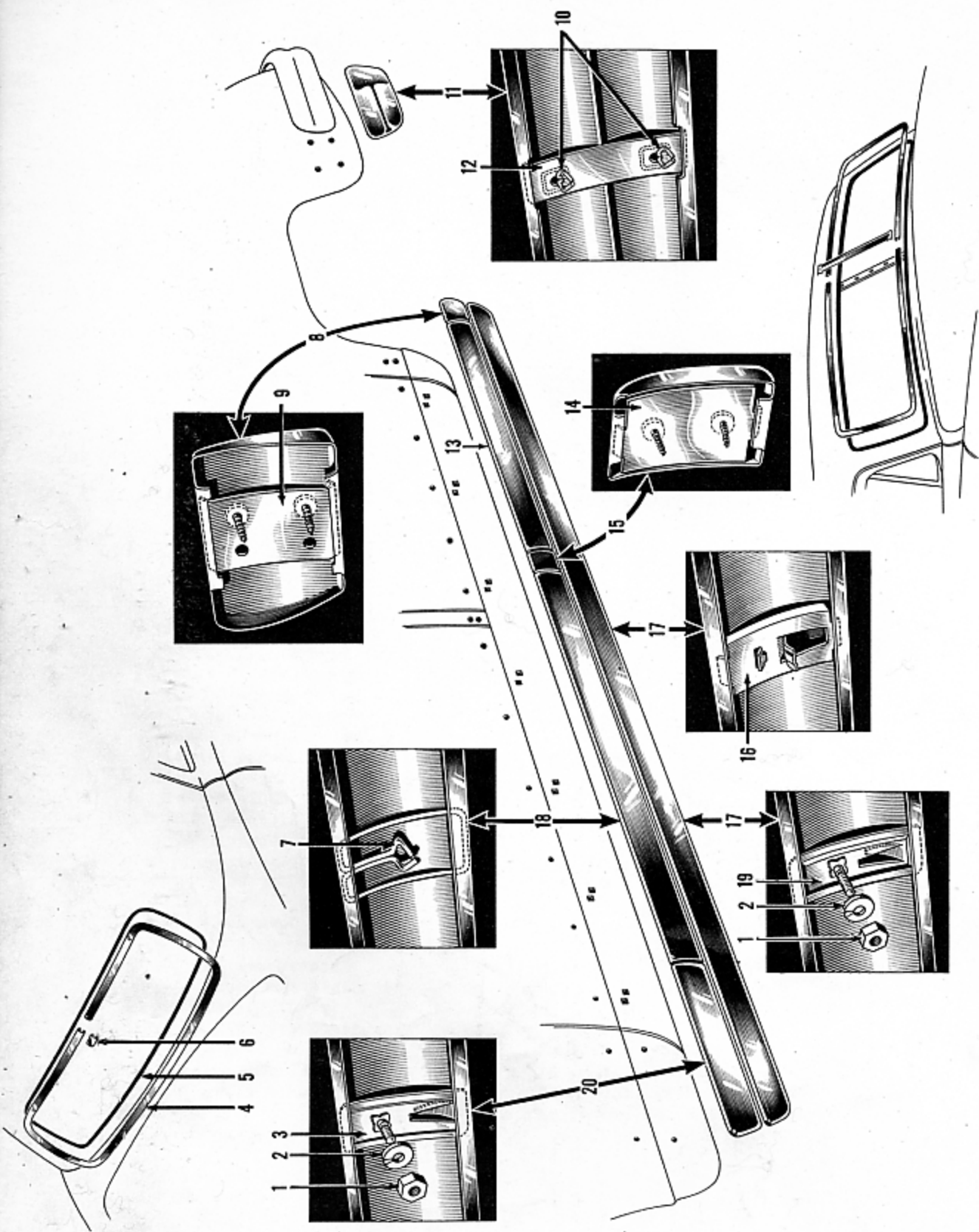


FIGURE 30-5 — EXTERIOR BODY MOULDINGS AND FASTENERS - KAISER MODELS

FIGURE 30-5 — EXTERIOR BODY MOULDINGS AND FASTENERS - KAISER MODELS

KEY	PART NAME	GROUP	KEY	PART NAME	GROUP
1	Nut, Exterior and Rocker Panel Finish Moulding..	30.091	11	Moulding, Rear Quarter Panel, Rear, Left.....	30.091
2	Lockwasher, Exterior and Rocker Panel Finish Moulding.....	30.091	12	Retainer, Rear Quarter Panel, Rear.....	30.091
3	Clip, Front Fender Finish Moulding.....	30.091	13	Moulding, Rear Door, Left.....	30.091
4	Moulding, Rear Window Finish.....	30.088	14	Retainer, Center Pillar Moulding.....	30.091
5	Weatherstrip, Rear Window Moulding.....	30.088	15	Moulding, Center Pillar, Left.....	30.091
6	Clip, Rear Window Moulding (Joint).....	30.088	16	Clip, Rocker Panel Moulding.....	30.084
7	Clip, Door Moulding.....	30.091	17	Moulding, Rocker Panel Finish.....	30.084
8	Moulding, Rear Quarter Panel, Front, Left.....	30.091	18	Moulding, Front Door Finish.....	30.091
9	Clip, Rear Quarter Panel Moulding, Front.....	30.091	19	Clip, Rocker Panel to Fender Moulding.....	30.084
10	Fastener, Rear Quarter Panel, Rear.....	30.091	20	Moulding, Front Fender, Left.....	30.091

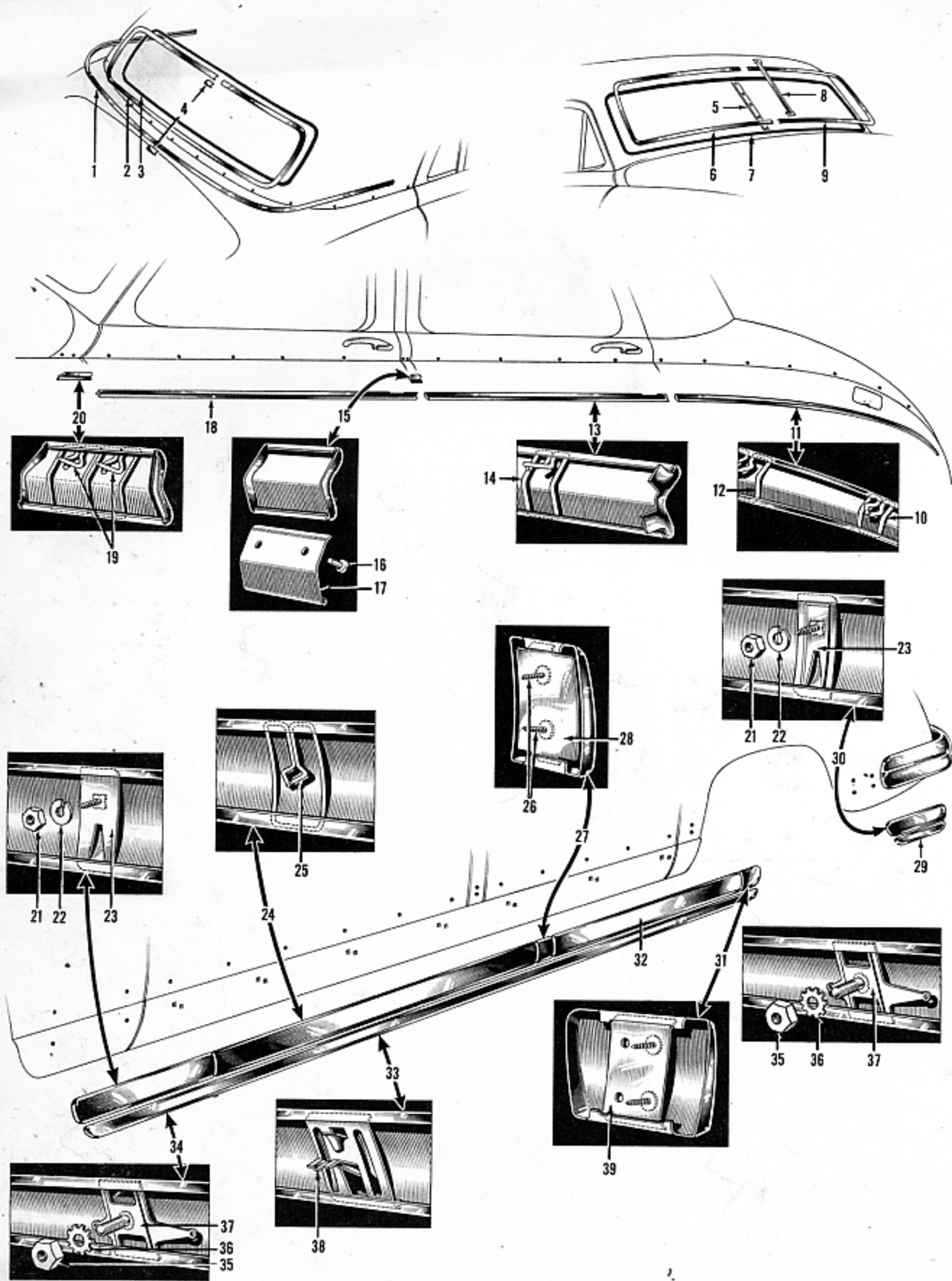


FIGURE 30-6*— EXTERIOR BODY MOULDINGS AND FASTENERS - FRAZER MODELS

FIGURE 30-6 — EXTERIOR BODY MOULDINGS AND FASTENERS - FRAZER MODELS

KEY	PART NAME	GROUP
1	Moulding, Belt Line.....	30.086
2	Moulding, Rear Window Finish.....	30.088
3	Weatherstrip, Rear Window Moulding.....	30.088
4	Clip, Rear Window and Belt Line Moulding (Joint).....	30.088
5	Retainer, Windshield Division Bar.....	30.094
6	Moulding, Windshield Finish, Right.....	30.094
7	Weatherstrip, Windshield Finish Moulding.....	30.094
8	Bar, Windshield Division, Outer.....	30.094
9	Moulding, Windshield Finish, Left.....	30.094
10	Clip, Rear Quarter Crease Line Moulding (Black).....	30.092
11	Moulding, Rear Quarter Crease Line, Left.....	30.092
12	Clip, Rear Quarter Crease Line Moulding (Brown).....	30.092
13	Moulding, Rear Door Crease Line, Left.....	30.092
14	Clip, Door Crease Line.....	30.092
15	Moulding, Center Pillar Crease Line, Left.....	30.092
16	Screw, Center Pillar Crease Line Moulding.....	30.092
17	Retainer, Center Pillar Crease Line Moulding.....	30.092
18	Moulding, Front Door Crease Line, Left.....	30.092
19	Clip, Cowl Crease Line Moulding.....	30.092
20	Moulding, Cowl Crease Line, Left.....	30.092
21	Nut, Front Fender Moulding.....	30.091
22	Lockwasher, Front Fender Moulding.....	30.091
23	Clip, Front Fender Moulding.....	30.091
24	Moulding, Front Door Finish.....	30.091
25	Clip, Front Door Moulding.....	30.091
26	Screw, Center Pillar Moulding.....	30.091
27	Moulding, Center Pillar, Left.....	30.091
28	Retainer, Center Pillar Moulding.....	30.091
29	Moulding, Rear Quarter Panel, Lower, Rear, Left.....	30.091
30	Moulding, Rear Quarter Panel, Upper, Rear, Left.....	30.091
31	Moulding, Rear Quarter Panel, Front, Left.....	30.091
32	Moulding, Rear Door, Left.....	30.091
33	Moulding, Rocker Panel, Left.....	30.084
34	Moulding, Front Fender, Left.....	30.091
35	Nut, Rocker Panel, Front Moulding.....	30.084
36	Lockwasher, Rocker Panel, Front Moulding.....	30.084
37	Fastener, Rocker Panel, Front Moulding.....	30.084
38	Clip, Rocker Panel Moulding.....	30.084
39	Clip, Rear Quarter Panel Moulding, Front.....	30.091

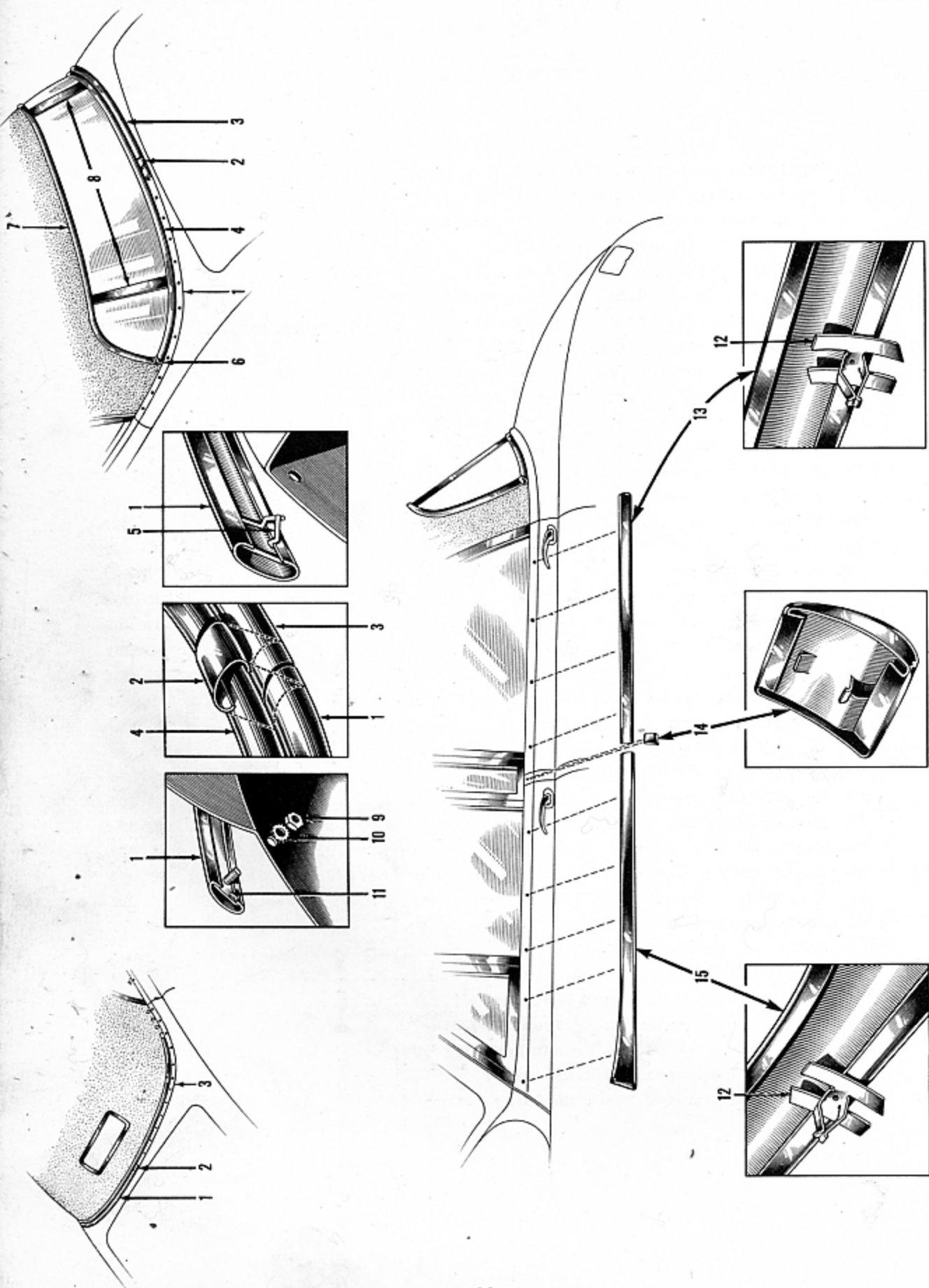


FIGURE 30-7 — EXTERIOR BODY MOULDINGS AND FASTENERS - CONVERTIBLES AND VIRGINIAN

FIGURE 30-7 — EXTERIOR BODY MOULDINGS AND FASTENERS - CONVERTIBLES AND VIRGINIAN

KEY	PART NAME	GROUP	KEY	PART NAME	GROUP
1	Moulding, Rear Belt Line, Left.....	30.086	9	Nut, Rear Belt Line.....	30.086
2	Clip, Rear Belt Line (Joint).....	30.086	10	Lockwasher, Rear Belt.....	30.086
3	Moulding, Rear Belt Line, Right.....	30.086	11	Fastener, Rear Belt Line.....	30.086
4	Moulding, Rear Window Finish, Lower.....	30.088	12	Clip, Door Belt Moulding.....	30.090
5	Fastener, Rear Belt Line.....	30.086	13	Moulding, Rear Door Belt, Left.....	30.090
6	Cap, Rear Window Moulding.....	30.088	14	Moulding, Center Pillar Belt, Left.....	30.090
7	Moulding, Rear Window Finish, Upper.....	30.088	15	Moulding, Front Door Belt, Left.....	30.090
8	Bar, Rear Window Division.....	30.088			

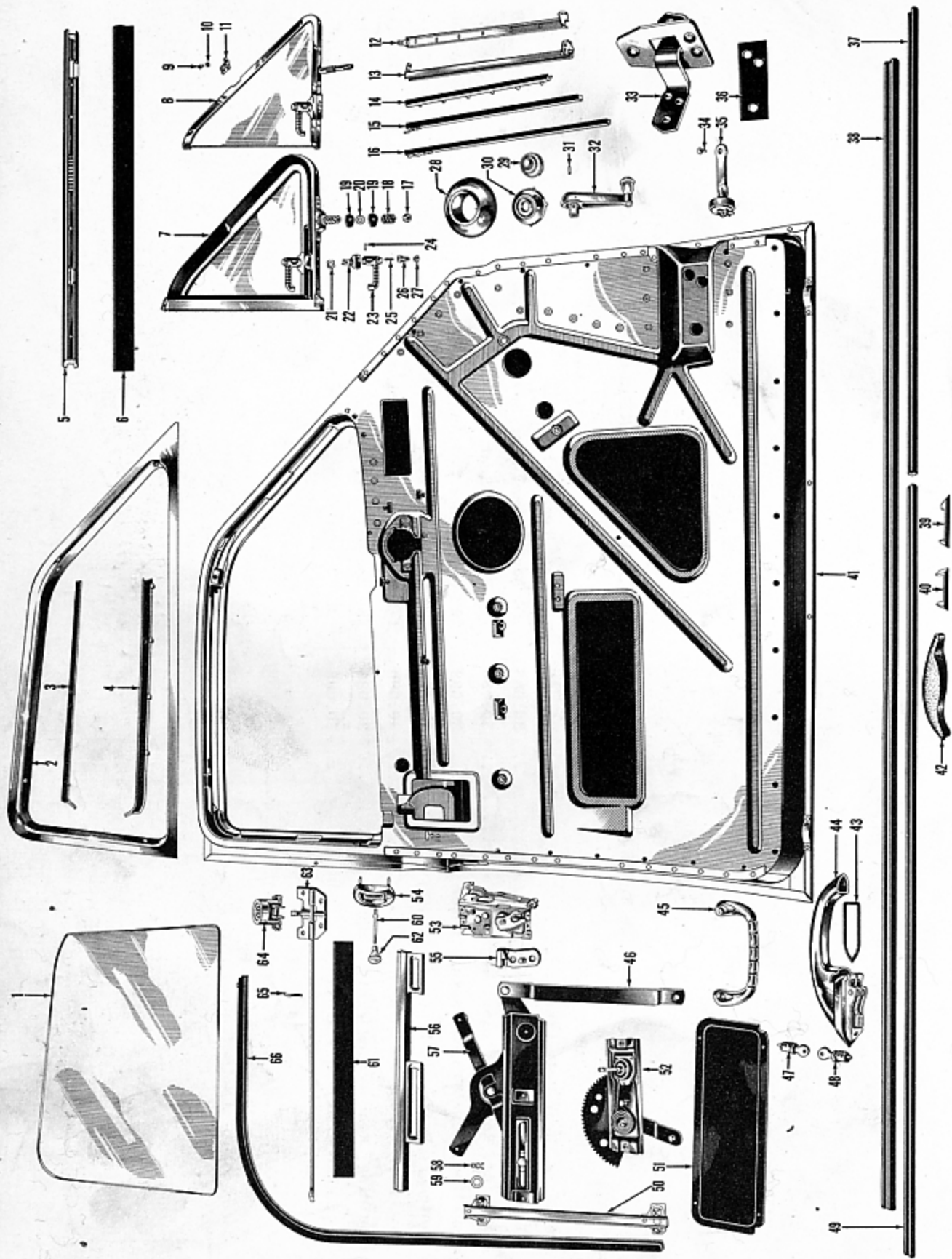


FIGURE 30-8 — LEFT FRONT DOOR - EXPLODED VIEW (THREE PIECE DOOR)

FIGURE 30-8 — LEFT FRONT DOOR - EXPLODED VIEW (THREE PIECE DOOR)

KEY	PART NAME	GROUP	KEY	PART NAME	GROUP
1	Glass.....	30.201	34	Pin, Check Arm.....	30.112
2	Moulding, Door Garnish.....	30.101	35	Arm, Door Check.....	30.112
3	Weatherstrip, Inner.....	30.204	36	Anti-Squeak, Door Hinge.....	30.108
4	Weatherstrip, Outer.....	30.204	37	Weatherstrip, Lower Hinge Pillar.....	30.102
5	Seal, Ventilator Frame.....	30.206	38	Weatherstrip, Door Upper and Lock Pillar.....	30.102
6	Weatherstrip, Ventilator Window.....	30.206	39	Weatherstrip, Lower Hinge Filler.....	30.102
7	Ventilator Complete.....	30.206	40	Weatherstrip, Upper Hinge Filler.....	30.102
8	Frame and Glass, Ventilator.....	30.206	41	Door.....	30.102
9	Rivet, Ventilator Upper Hinge Bracket.....	30.206	42	Weatherstrip, Hinge Pillar Upper.....	30.102
10	Swivel, Ventilator Upper Hinge.....	30.206	43	Gasket, Door Handle.....	30.114
11	Hinge, Ventilator Upper.....	30.206	44	Handle, Door.....	30.114
12	Bar, Ventilator Division, Left.....	30.206	45	Handle, Door Lock Remote Control Assist.....	30.106
13	Bar, Ventilator Division, Right.....	30.206	46	Not Serviced.....	30.114
14	Weatherstrip, Ventilator Division Bar.....	30.206	47	Lock Cylinder and Keys.....	30.119
15	Run, Door Upper.....	30.204	48	Lock Cylinder and Keys.....	30.102
16	Run, Door Lower.....	30.204	49	Weatherstrip, Door Bottom.....	30.204
17	Nut, Ventilator Lower Pivot Spring.....	30.206	50	Retainer, Glass Run Felt.....	30.208
18	Spring, Ventilator Lower Pivot.....	30.206	51	Not Serviced.....	30.104
19	Stop, Ventilator Lower Pivot.....	30.206	52	Regulator.....	30.104
20	Flatwasher, Ventilator Lower Pivot.....	30.206	53	Lock, Door.....	30.104
21	Spring Washer, Ventilator Handle.....	30.206	54	Escutcheon, Lock Locking Rod.....	30.104
22	Shaft, Ventilator Window.....	30.206	55	Plate, Lock Striker.....	30.202
23	Handle, Ventilator.....	30.206	56	Channel, Glass Retainer.....	30.208
24	Pin, Ventilator Handle.....	30.206	57	Lifter, Glass.....	30.208
25	Spring, Ventilator Handle.....	30.206	58	Clip, Glass Lifter.....	30.208
26	Key, Ventilator Handle Push Button.....	30.206	59	Flatwasher.....	30.104
27	Button, Ventilator Handle Push.....	30.206	60	Rod, Lock Locking.....	30.202
28	Escutcheon, Remote Control Push Button.....	30.106	61	Seal, Window Glass.....	30.104
29	Spring, Regulator Handle.....	30.208	62	Button, Locking Rod.....	30.106
30	Escutcheon, Regular Handle.....	30.208	63	Rod, Remote Control.....	30.106
31	Pin, Regulator Handle.....	30.208	64	Button, Remote Control Rod Push.....	30.106
32	Handle, Door Window Regulator.....	30.208	65	Spring, Remote Control Rod Push Button.....	30.106
33	Hinge, Door Lower.....	30.108	66	Run, Door Glass.....	30.204

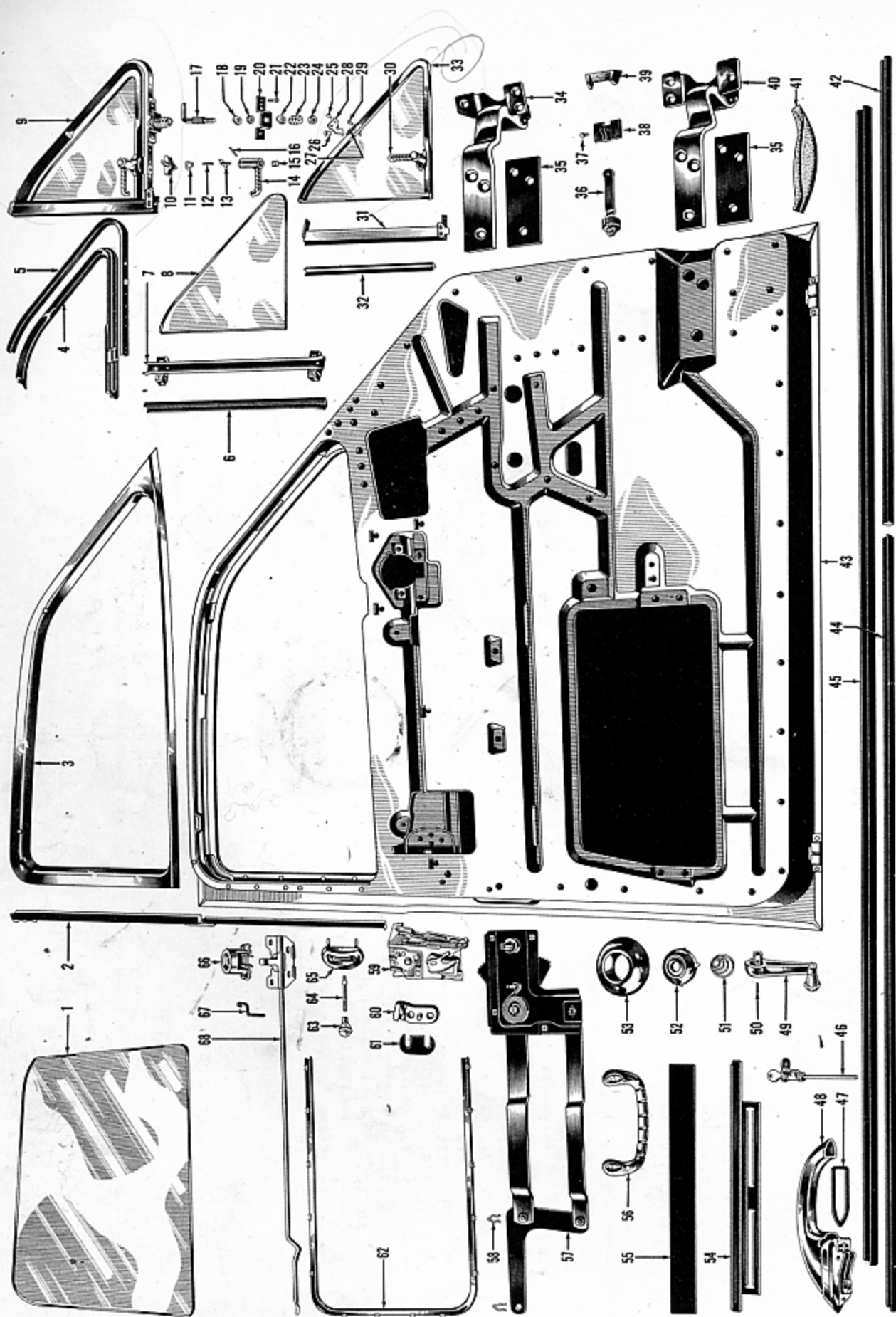


FIGURE 30-9 — LEFT FRONT DOOR - EXPLODED VIEW (ONE PIECE DOOR)

FIGURE 30-9 — LEFT FRONT DOOR - EXPLODED VIEW (ONE PIECE DOOR)

KEY	PART NAME	GROUP	KEY	PART NAME	GROUP
1	Glass.....	30.201	35	Anti-Squeak, Door Hinge.....	30.108
2	Run, Door Glass Channel.....	30.204	36	Arm, Door Check.....	30.112
3	Moulding, Door Garnish.....	30.101	37	Not Serviced.....	
4	Weatherstrip, Ventilator Frame.....	30.206	38	Not Serviced.....	30.102
5	Retainer, Ventilator Weatherstrip.....	30.206	39	Weatherstrip, Lower Hinge Filler.....	30.108
6	Weatherstrip, Ventilator Division Bar.....	30.206	40	Hinge, Door Lower.....	30.102
7	Bar, Ventilator Division.....	30.206	41	Weatherstrip, Hinge Pillar, Upper.....	30.102
8	Glass, Ventilator.....	30.201	42	Weatherstrip, Hinge Pillar, Lower.....	30.102
9	Ventilator Complete.....	30.206	43	Door.....	30.102
10	Shaft, Ventilator Handle.....	30.206	44	Weatherstrip, Door Bottom.....	30.102
11	Washer, Ventilator Handle Spring.....	30.206	45	Weatherstrip, Door Upper and Lock Pillar.....	30.102
12	Spring, Ventilator Handle.....	30.206	46	Lock Cylinder and Key.....	30.114
13	Key, Ventilator Handle Push Button.....	30.206	47	Gasket, Door Handle.....	30.114
14	Handle, Ventilator.....	30.206	48	Handle, Door.....	30.114
15	Button, Ventilator Handle Push.....	30.206	49	Handle, Door Window Regulator.....	30.208
16	Pin, Ventilator Handle.....	30.206	50	Pin, Regulator Handle.....	30.208
17	Pivot, Ventilator Lower.....	30.206	51	Spring, Regulator Handle.....	30.208
18	Stop, Ventilator Lower Pivot.....	30.206	52	Escutcheon, Regulator Handle.....	30.208
19	Flatwasher, Ventilator Lower Pivot.....	30.206	53	Escutcheon, Remote Control Push Button.....	30.106
20	Not Serviced.....		54	Channel, Glass Retainer.....	30.202
21	Not Serviced.....		55	Seal, Window Glass.....	30.202
22	Stop, Ventilator Lower Pivot.....	30.206	56	Handle, Door Lock Remote Control Assist.....	30.106
23	Spring, Ventilator Lower Pivot.....	30.206	57	Regulator Complete, Door Glass.....	30.208
24	Nut, Ventilator Lower Pivot Spring.....	30.206	58	Clip, Glass Lifter.....	30.208
25	Rivet, Ventilator Upper Hinge Bracket.....	30.206	59	Lock, Door.....	30.104
26	Swivel, Ventilator Upper Hinge.....	30.206	60	Plate, Lock Striker.....	30.104
27	Bracket, Ventilator Upper Hinge.....	30.206	61	Shim, Striker Plate.....	30.104
28	Hinge, Ventilator Upper.....	30.206	62	Weatherstrip, Door Glass.....	30.204
29	Rivet, Ventilator Upper Hinge Bracket.....	30.206	63	Button, Locking Rod.....	30.104
30	Handle Complete, Ventilator.....	30.206	64	Rod, Lock Locking.....	30.104
31	Bar, Ventilator Division.....	30.206	65	Escutcheon, Lock Locking Rod.....	30.104
32	Seal, Ventilator Frame.....	30.206	66	Button, Remote Control Rod Push.....	30.106
33	Frame and Glass, Ventilator.....	30.206	67	Spring, Remote Control Rod Push Button.....	30.106
34	Hinge, Door Upper.....	30.108	68	Rod, Remote Control.....	30.106




FIGURE 30-10 — LEFT FRONT DOOR EXPLODED VIEW - CONVERTIBLE AND VIRGINIAN

FIGURE 30-10 — LEFT FRONT DOOR EXPLODED VIEW - CONVERTIBLE AND VIRGINIAN

KEY	PART NAME	GROUP	KEY	PART NAME	GROUP
1	Weatherstrip, Rear Door Roof Side Rail.....	30.120	31	Weatherstrip, Door Lower Hinge Filler.....	30.102
2	Retainer, Rear Door Roof Side Rail, Weatherstrip	30.120	32	Door.....	30.102
3	Weatherseal, Center Pillar Window and Ventilator Frame.....	30.201	33	Weatherseal, Lock Facing Upper Corner.....	30.102
4	Channel, Window Felt Run, Rear.....	30.202	34	Weatherstrip, Door Hinge Pillar, Upper.....	30.102
5	Retainer, Front Door Roof Side Rail.....	30.102	35	Weatherstrip, Door Lock Pillar.....	30.102
6	Frame Complete, Door Window Glass.....	30.201	36	Lift, Window, Vacuum.....	30.208
7	Channel, Window Felt Run, Top.....	30.202	37	Lift, Window, Hydraulic.....	30.208
8	Weatherstrip, Front Door Roof Side Rail.....	30.102	38	Gasket, Door Handle.....	30.114
9	Retainer, Cowl Upper Pillar.....	30.102	39	Handle, Door.....	30.114
10	Channel, Window Felt Run, Front.....	30.202	40	Handle, Door Window Regulator.....	30.208
11	Weatherstrip, Door Glass.....	30.204	41	Pin, Regulator Handle.....	30.208
12	Moulding, Door Garnish.....	30.101	42	Spring, Regulator Handle.....	30.208
13	Weatherstrip, Cowl Upper Pillar.....	30.102	43	Escutcheon, Regulator Handle.....	30.208
14	Ventilator Complete, Front Door.....	30.206	44	Escutcheon, Regulator Handle.....	30.208
15	Button, Ventilator Handle.....	30.206	45	Handle, Regulator.....	30.208
16	Handle, Ventilator.....	30.206	46	Retainer, Window Lift.....	30.208
17	Pin, Ventilator Handle.....	30.206	47	Shim, Door Push Button.....	30.106
18	Key, Ventilator Handle.....	30.206	48	Control, Window Lift.....	30.208
19	Spring, Ventilator Handle.....	30.206	49	Retainer, Window Lift Control.....	30.208
20	Washer, Ventilator Handle.....	30.206	50	Plate, Door Lock Striker.....	30.104
21	Shaft, Ventilator Handle.....	30.206	51	Bumper, Door.....	30.112
22	Hinge, Door Upper.....	30.108	52	Lock, Door.....	30.104
23	Arm, Door Check.....	30.112	53	Escutcheon, Door Push Button.....	30.106
24	Pin, Door Check Arm.....	30.112	54	Rod, Lock Locking.....	30.104
25	Hinge, Door Lower.....	30.108	55	Button, Locking Rod.....	30.104
26	Anti-Squeak, Door Hinge.....	30.108	56	Handle, Door Lock Remote Control Assist.....	30.106
27	Anti-Squeak, Door Hinge (to Door).....	30.108	57	Handle, Door Push Button Assist.....	30.106
28	Weatherstrip, Door Hinge Pillar, Lower.....	30.102	58	Rod, Remote Control.....	30.106
29	Weatherstrip, Door Bottom.....	30.102	59	Spring, Remote Control Rod Push Button.....	30.106
30	Wedge, Door Bumper.....	30.112	60	Button, Remote Control Rod Push.....	30.106

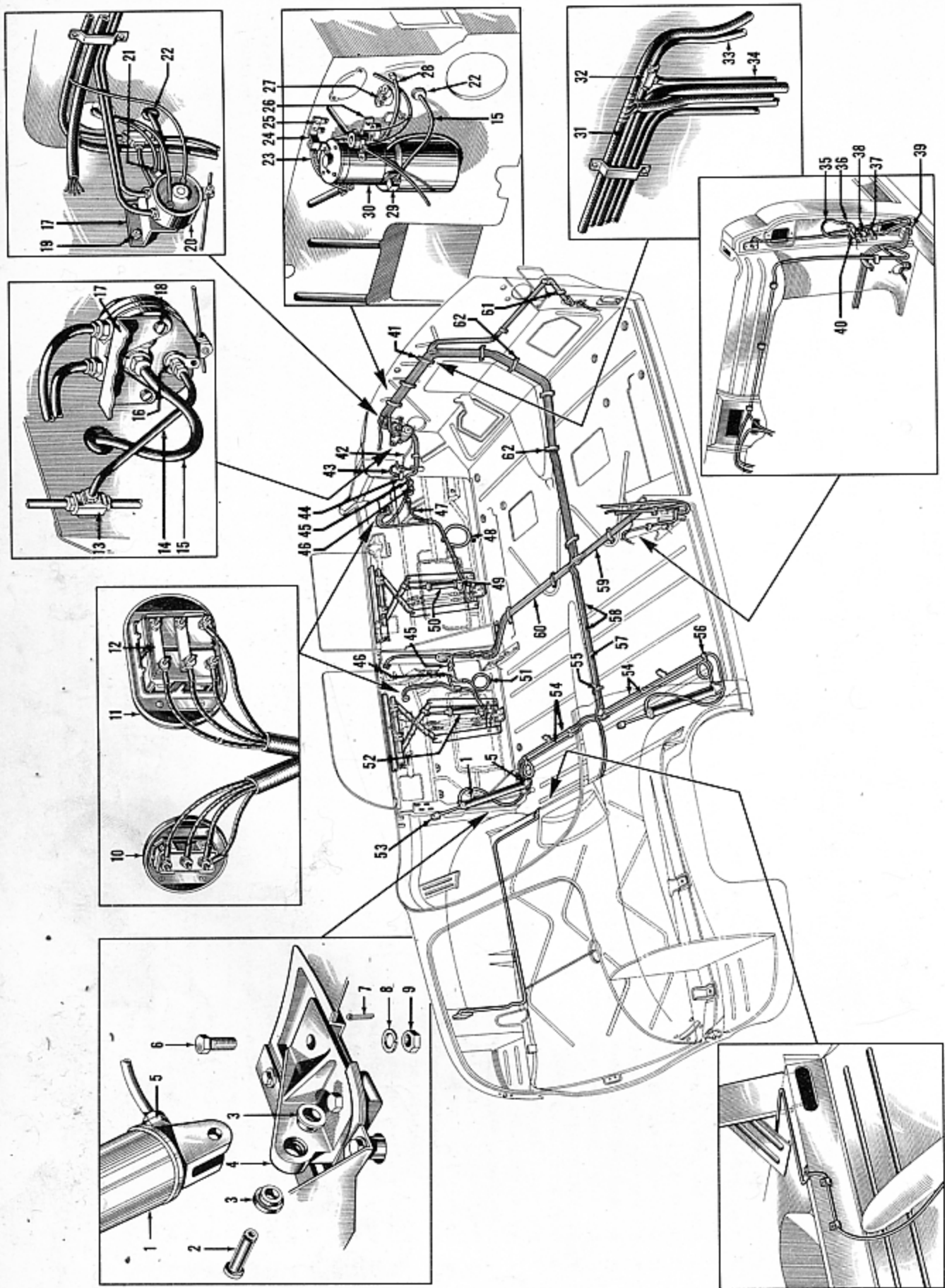


FIGURE 30-11 — HYDRAULIC WINDOW LIFT AND FOLDING TOP INSTALLATION - CONVERTIBLE MODELS

FIGURE 30-11 — HYDRAULIC WINDOW LIFT AND FOLDING TOP INSTALLATION - CONVERTIBLE MODELS

KEY	PART NAME	GROUP	KEY	PART NAME	GROUP
1	Cylinder, Top Operating (Hydraulic)	30.904	32	Tee, Window Lift Tube	30.910
2	Pin, Top Operating Cylinder Clevis	30.904	33	Tube, Tee to Front Pillar, Right	30.910
3	Bushing, Top Operating Cylinder Mounting	30.904	34	Tube, Front to Rear Tee (Window Lift)	30.910
4	Support, Top Operating Cylinder, Left	30.904	35	Hose, Center Pillar (Window Lift)	30.910
5	Connector, Tube (Top Operating Cylinder)	30.910	36	Tube, Door Hinge Pillar, Right	30.910
6	Bolt, Cylinder Support Mounting	30.904	37	Clip, Hose	30.910
7	Cotter Pin (Top Operating Cylinder Clevis)	30.904	38	Clip, Hose	30.910
8	Lockwasher, Cylinder Operating Mounting Bolt	30.904	39	Elbow, Center Pillar (Window Lift)	30.910
9	Nut, Cylinder Operating Mounting Bolt	30.904	40	Cover, Door Hinge Tube	30.910
10	Switch, Single	30.208	41	Tube, Clip	30.910
11	Switch, Double	30.208	42	Rod, Top Control	30.908
12	Bus Bar	30.208	43	Hose, Front Pillar (Window Lift)	30.910
13	Cross, Tube, Pressure Pump Fitting	30.910	44	Knob, Top Control Rod	30.908
14	Tube, Dash to Control Valve	30.910	45	Grommet, Tube (Door Hinge Facing)	30.910
15	Hose, Pump to Control Valve	30.910	46	Connector (Door Tube to Door Hinge Tube)	30.910
16	Connector, Tube	30.910	47	Clip, Tube	30.910
17	Bracket, Top Control Valve	30.908	48	Tube, Front Door, Right	30.910
18	Screw, Top Control Valve to Bracket	30.908	49	Connector, Tube	30.910
19	Nut, Top Control Valve to Bolt	30.908	50	Window Lift, Hydraulic (Front)	30.208
20	Valve, Top Control	30.908	51	Tube, Rear Door, Left	30.910
21	Screw, Top Control Valve Terminal	30.908	52	Window Lift, Hydraulic (Rear)	30.218
22	Grommet, Pump Hose	30.910	53	Yoke, Top Lifting Cylinder	30.904
23	Strap, Pump Ground	30.906	54	Tube, Tee to Top Operating Cylinders	30.910
24	Bracket, Pump Mounting, Upper	30.906	55	Clip, Tube	30.910
25	Bolt, Pump Mounting Bracket	30.906	56	Clip, Tube	30.910
26	Bracket, Pump Mounting, Lower	30.906	57	Harness, Wiring (Hydraulic)	30.714
27	Circuit Breaker (Pump)	30.906	58	Tube, Control Valve to Tee	30.910
28	Hose, Pump to Dash	30.910	59	Tube, Control Valve to Center Pillar, Right	30.910
29	Elbow, Hydraulic Pump Return	30.910	60	Tube, Control Valve to Center Pillar, Left	30.910
30	Hydraulic Pump and Motor	30.906	61	Clip, Tube	30.910
31	Tube, Cross to Front Tee (Window Lift)	30.910	62	Clip, Tube	30.910

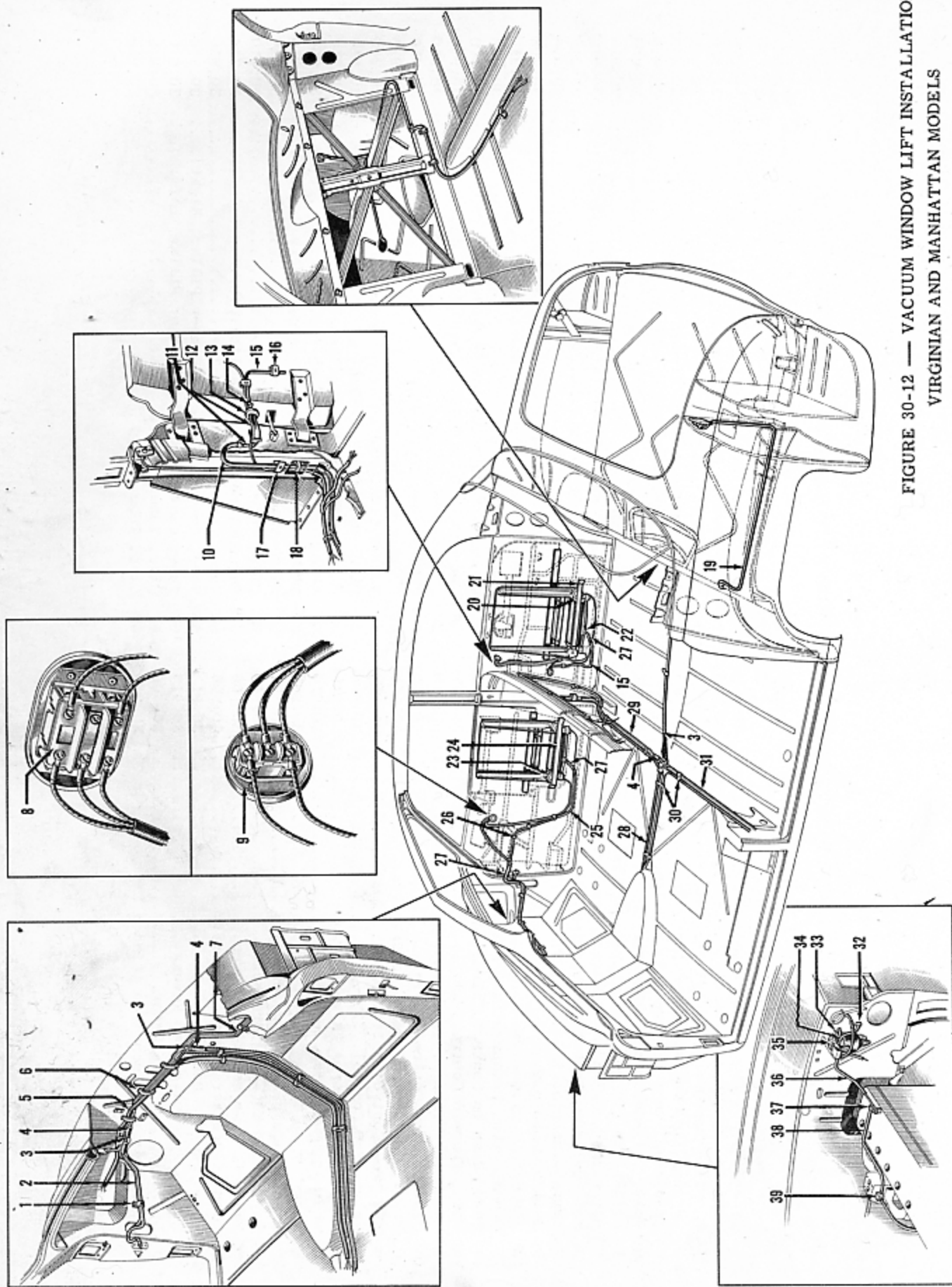


FIGURE 30-12 — VACUUM WINDOW LIFT INSTALLATION -
VIRGINIAN AND MANHATTAN MODELS

FIGURE 30-12 — VACUUM WINDOW LIFT INSTALLATION - VIRGINIAN AND MANHATTAN MODELS

KEY	PART NAME	GROUP	KEY	PART NAME	GROUP
1	Clip, Tube.....	30.914	21	Support, Vacuum Window Lift, Rear.....	30.218
2	Tube, Tee to Front Pillar, Left.....	30.914	22	Tee, Hose.....	30.914
3	Tee, Hose.....	30.914	23	Lift, Vacuum Window Front, Right.....	30.208
4	Hose, Tube Connecting.....	30.914	24	Support, Vacuum Window Lift, Front, Right.....	30.208
5	Tube, Tee to Tee (on Dash).....	30.914	25	Tube, Front Door, Right.....	30.914
6	Clip.....	30.914	26	Clip, Tube.....	30.914
7	Tube, Tee to Front Pillar, Right.....	30.914	27	Hose, Door Tube to Window Lift (Front Pillar)...	30.914
8	Control, Window Lift, Double.....	30.208	28	Tube, Front to Rear Tee.....	30.914
9	Control, Window Lift, Single.....	30.208	29	Tube, Rear Tee to Center Pillar, Right.....	30.914
10	Hose, Center Pillar.....	30.914	30	Clip, Tube.....	30.914
11	Tube, Door Hinge, Right.....	30.914	31	Tube, Rear Tee to Center Pillar, Left.....	30.914
12	Cover, Door Hinge Tube, Right.....	30.914	32	Grommet, Hose.....	30.914
13	Grommet, Tube.....	30.914	33	Support, Vacuum Pump.....	30.912
14	Connector, Tube.....	30.914	34	Hose, Vacuum Pump to Tee.....	30.914
15	Tube, Rear Door, Right.....	30.914	35	Motor and Pump (Vacuum).....	30.912
16	Clip, Tube.....	30.914	36	Hose, Tube to Pump.....	30.914
17	Clip, Hose.....	30.914	37	Clip, Tube.....	30.914
18	Clip, Hose.....	30.914	38	Tube, Intake Manifold to Pump.....	30.914
19	Harness, Wiring (Vacuum).....	30.714	39	Tee, Intake Manifold to Pump.....	30.914
20	Lift, Vacuum Window Rear, Right.....	30.218			

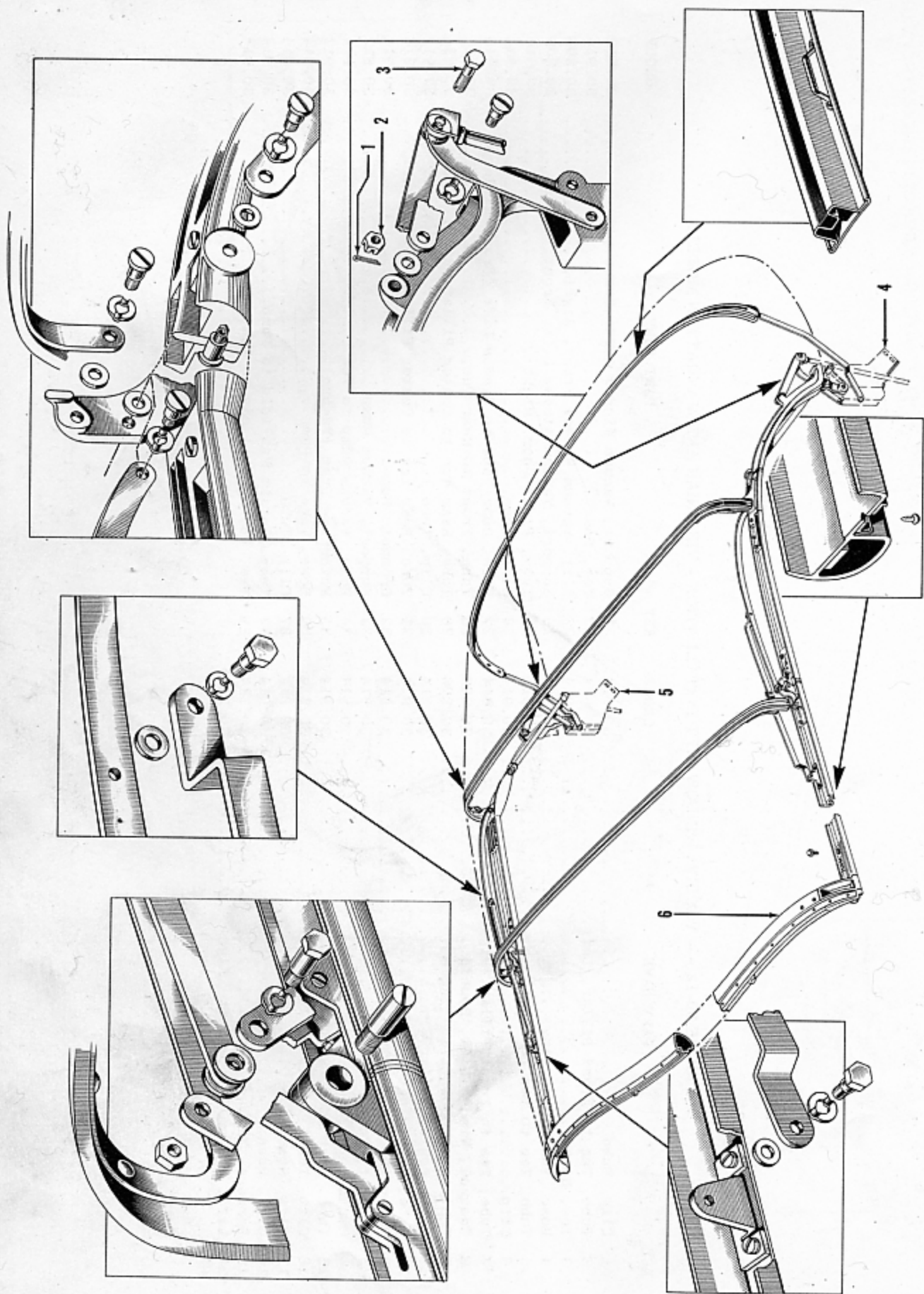


FIGURE 30-13.— CONVERTIBLE FOLDING TOP FRAME INSTALLATION

FIGURE 30-13 — CONVERTIBLE FOLDING TOP FRAME INSTALLATION

KEY	PART NAME	GROUP	KEY	PART NAME	GROUP
1	Cotter Pin, Frame to Power Link Bolt.....	30.902	4	Hinge, Female Rear, Left.....	30.902
2	Nut, Frame to Power Link Bolt.....	30.902	5	Hinge, Female Rear, Right.....	30.902
3	Bolt, Frame to Power Link.....	30.902	6	Frame Complete.....	30.902

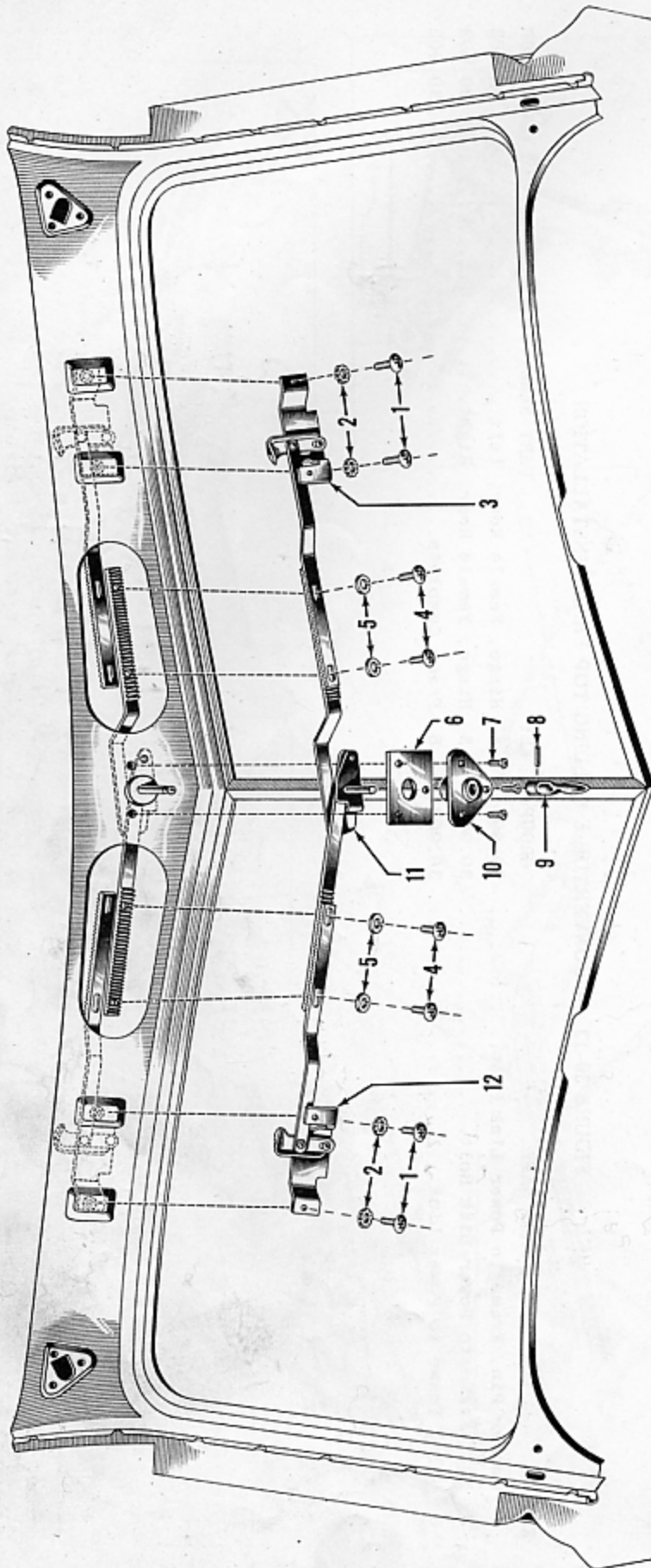


FIGURE 30-14 — CONVERTIBLE FOLDING TOP LOCKING MECHANISM

KEY	PART NAME	GROUP	KEY	PART NAME	GROUP
1	Bolt, Top Locking Cam.....	30.902	7	Bolt, Locking Handle Escutcheon.....	30.902
2	Lockwasher, Top Locking Cam Bolt.....	30.902	8	Pin, Locking Handle.....	30.902
3	Cam, Top Locking, Right.....	30.902	9	Handle, Top Locking.....	30.902
4	Bolt, Top Locking Rocker.....	30.902	10	Escutcheon, Top Locking Handle.....	30.902
5	Lockwasher, Top Locking Rocker Bolt.....	30.902	11	Rocker, Top Locking.....	30.902
6	Plate, Top Locking Handle Escutcheon Anchor.....	30.902	12	Cam, Top Locking, Left.....	30.902

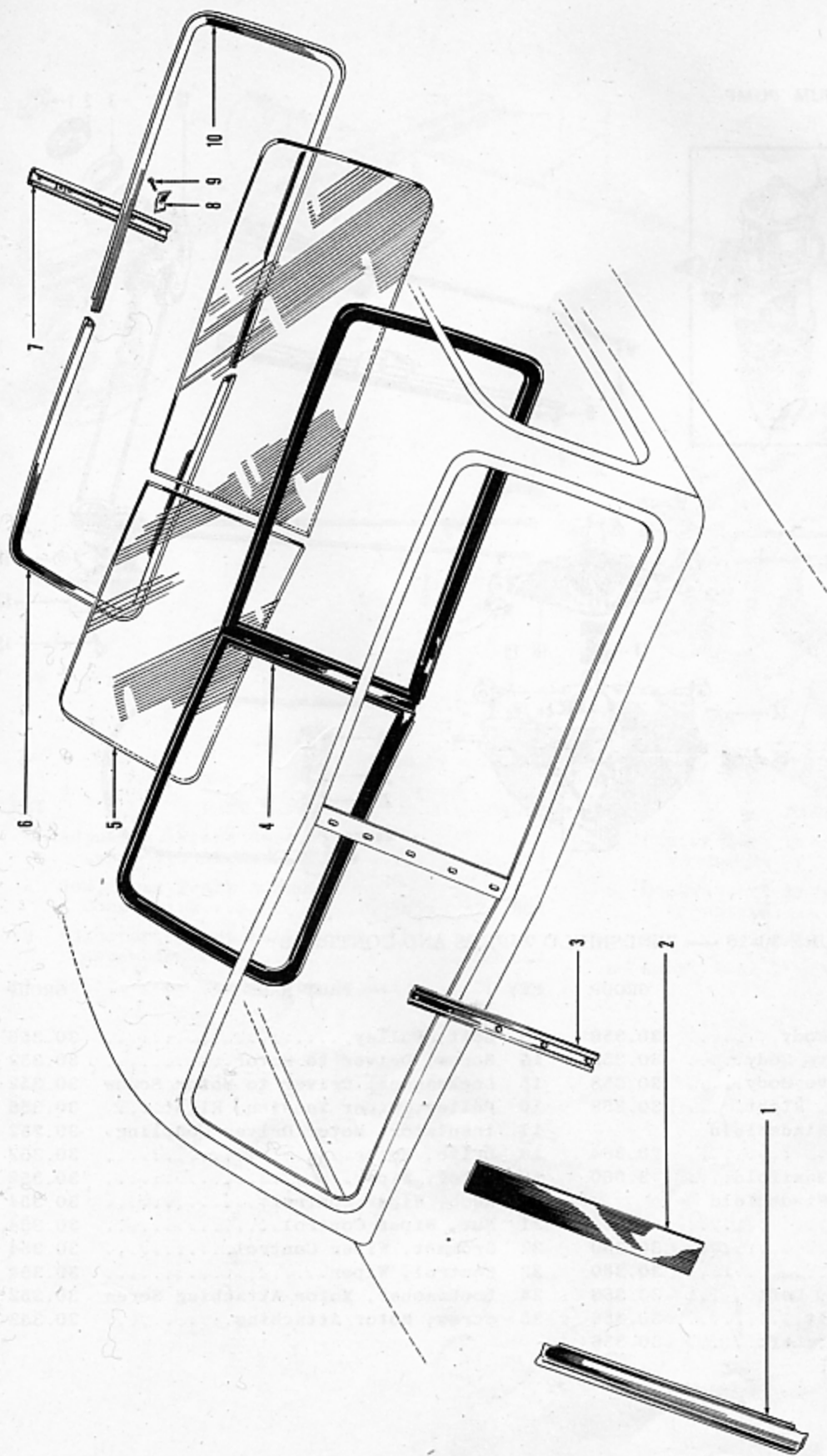


FIGURE 30-15 — WINDSHIELD - EXPLODED VIEW

KEY	PART NAME	GROUP	KEY	PART NAME	GROUP
1	Bar, Windshield Division, Outer.....	30.094	6	Moulding, Windshield Garnish, Right.....	30.304
2	Weatherstrip, Division Bar.....	30.094	7	Bar, Windshield Division, Inner.....	30.306
3	Retainer, Division Bar.....	30.094	8	Clip, Windshield Moulding.....	30.304
4	Weatherstrip, Windshield.....	30.302	9	Screw, Windshield Moulding Clip.....	30.304
5	Glass, Windshield.....	30.300	10	Moulding, Windshield Garnish, Left.....	30.304

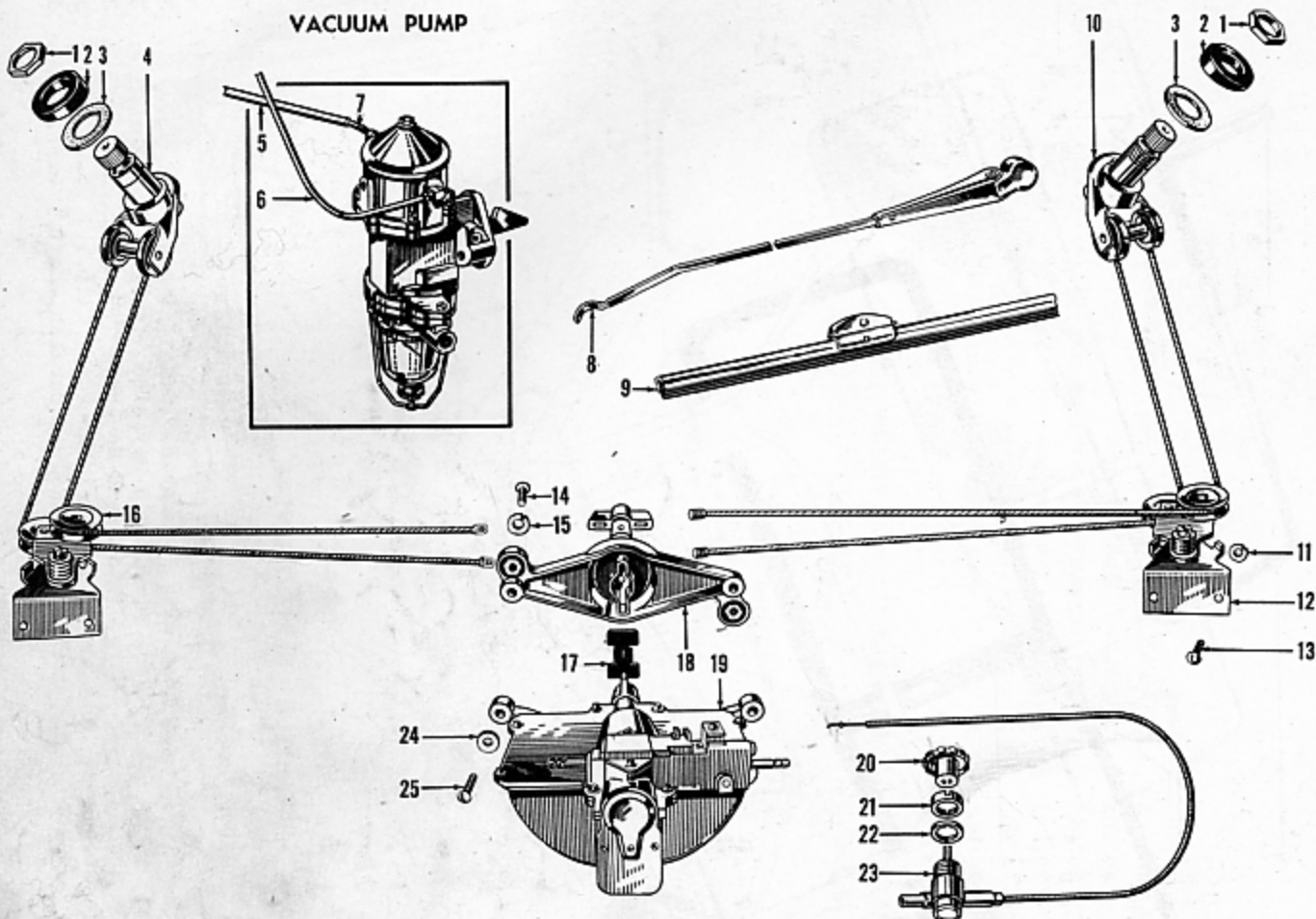


FIGURE 30-16 — WINDSHIELD WIPERS AND CONTROLS

KEY	PART NAME	GROUP	KEY	PART NAME	GROUP
1	Nut, Wiper Arm Drive Body.....	30.358	13	Bolt, Pulley.....	30.356
2	Washer, Wiper Arm Drive Body.....	30.358	14	Screw, Driver to Motor.....	30.352
3	Spacer, Wiper Arm Drive Body.....	30.358	15	Lockwasher, Driver to Motor Screw	30.352
4	Body, Wiper Arm Drive, Right.....	30.358	16	Pulley, Wiper Tension, Right.....	30.356
5	Tube, Vacuum Pump to Windshield Wiper Hose.....	30.364	17	Insulator, Motor Driver Coupling.	30.352
6	Tube, Vacuum Pump to Manifold....	3.560	18	Drive, Motor.....	30.352
7	Tube, Vacuum Pump to Windshield Wiper.....	3.560	19	Motor, Wiper.....	30.352
8	Arm, Wiper Blade.....	30.360	20	Knob, Wiper Control.....	30.354
9	Blade, Wiper.....	30.360	21	Nut, Wiper Control.....	30.354
10	Body, Wiper Arm Drive, Left.....	30.358	22	Grommet, Wiper Control.....	30.354
11	Lockwasher, Pulley Bolt.....	30.356	23	Control, Wiper.....	30.354
12	Pulley, Wiper Tension, Left.....	30.356	24	Lockwasher, Motor Attaching Screw	30.352
			25	Screw, Motor Attaching.....	30.352

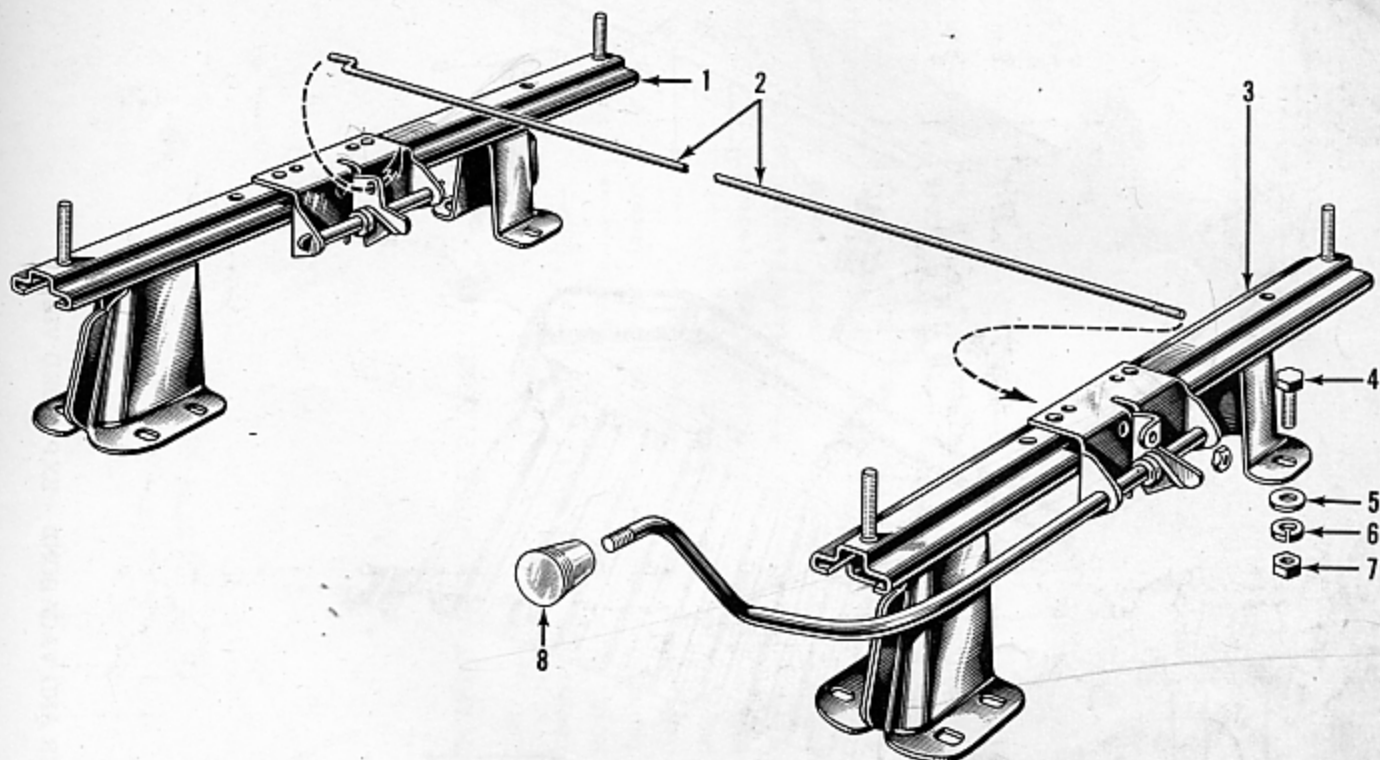


FIGURE 30-17 — FRONT SEAT TRACK ADJUSTER

KEY	PART NAME	GROUP	KEY	PART NAME	GROUP
1	Adjuster, Front Seat Track Assembly, Right.....	30.554	5	Flatwasher, Front Seat Track Adjuster.....	30.554
2	Rod, Seat Track Adjuster Connecting.....	30.554	6	Lockwasher, Front Seat Track Adjuster.....	30.554
3	Adjuster, Front Seat Track Assembly, Left.....	30.554	7	Nut, Front Seat Track Adjuster...	30.554
4	Bolt, Front Seat Track Adjuster..	30.554	8	Knob, Seat Track Operating Handle	30.554

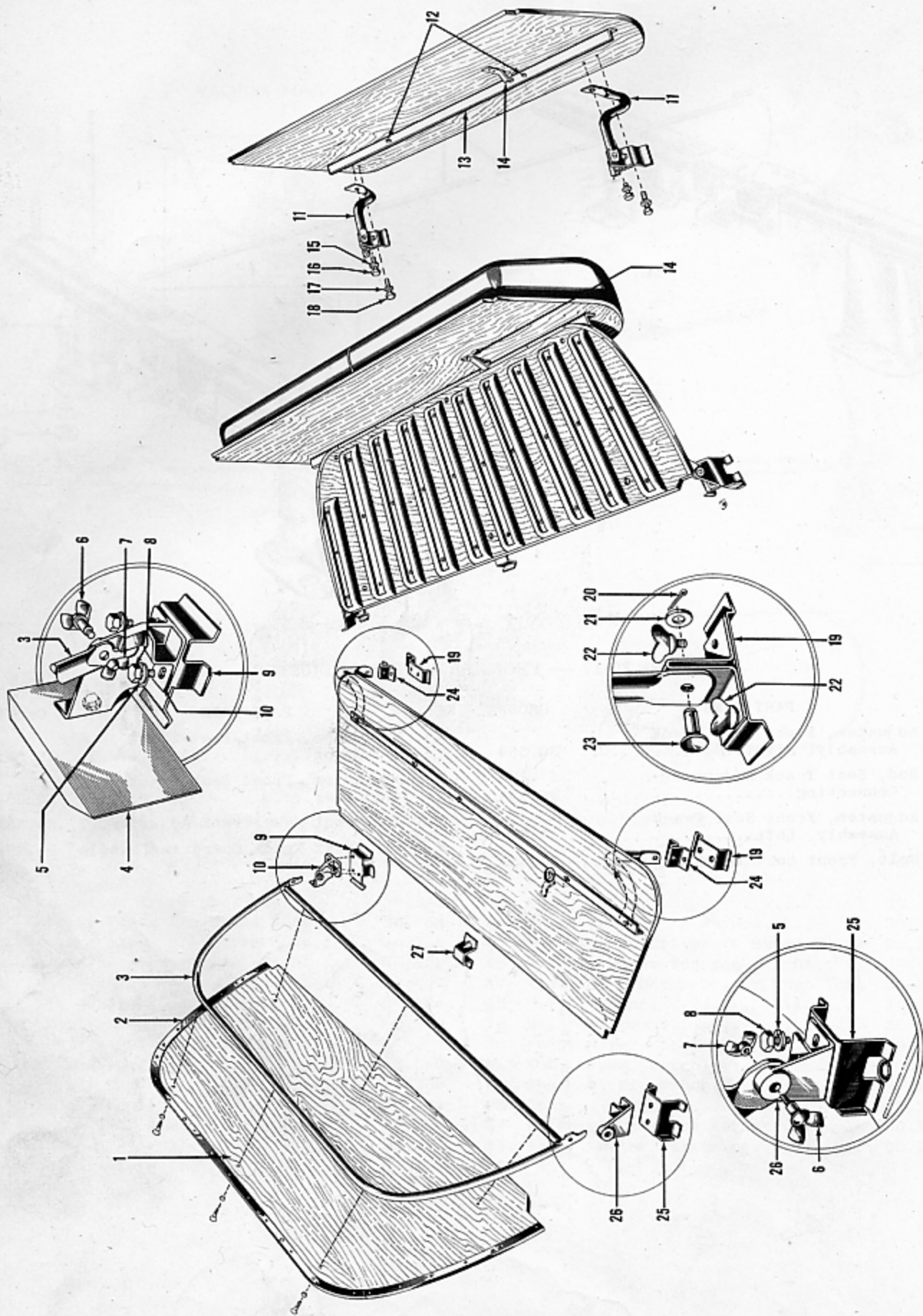


FIGURE 30-18 — REAR FOLDING SEAT - TRAVELER AND VAGABOND - EXPLODED VIEW

FIGURE 30-18 — REAR FOLDING SEAT - TRAVELER AND VAGABOND - EXPLODED VIEW

KEY	PART NAME	GROUP	KEY	PART NAME	GROUP
1	Channel, Rear Seat Back Board, Upper.....	30.560	15	Lockwasher, Rear Seat Hinge Pivot, Upper.....	30.556
2	Channel, Rear Seat Back Board, Side.....	30.560	16	Bolt, Rear Seat Hinge Pivot, Upper.....	30.556
3	Frame, Rear Seat Back.....	30.560	17	Lockwasher, Rear Seat Hinge Pivot, Lower.....	30.556
4	Plate, Rear Seat Rear Hinge Anchor.....	30.560	18	Bolt, Rear Seat Hinge Pivot, Lower.....	30.556
5	Lockwasher, Rear Seat Back Hinge, Pivot.....	30.560	19	Support, Rear Seat, Front.....	30.556
6	Wing Bolt, Rear Seat Back Hinge.....	30.560	20	Cotter Pin, Rear Seat Front Hinge Pivot Clevis...	30.556
7	Wing Nut, Rear Seat Back Hinge.....	30.560	21	Flatwasher, Rear Seat Front Hinge Pivot Clevis..	30.556
8	Bolt, Rear Seat Back Hinge Pivot.....	30.560	22	Thumb Screw, Rear Seat Hinge Lower, Lower Front.	30.556
9	Support, Rear Seat Rear, Outer, Left.....	30.560	23	Clevis Pin, Rear Seat Hinge Front Pivot.....	30.556
10	Pivot, Rear Seat Back Hinge, Left.....	30.560	24	Pivot, Rear Seat Hinge Lower, Front.....	30.556
11	Pivot, Rear Seat Hinge Upper, Front.....	30.556	25	Support, Rear Seat Rear, Outer, Right.....	30.560
12	Dowel, Rear Seat Back Board Stop.....	30.556	26	Pivot, Rear Seat Back Hinge, Right.....	30.560
13	Stop, Rear Seat Back Board.....	30.556	27	Support, Rear Seat, Center.....	30.556
14	Retainer, Rear Seat Back Board.....	30.556			

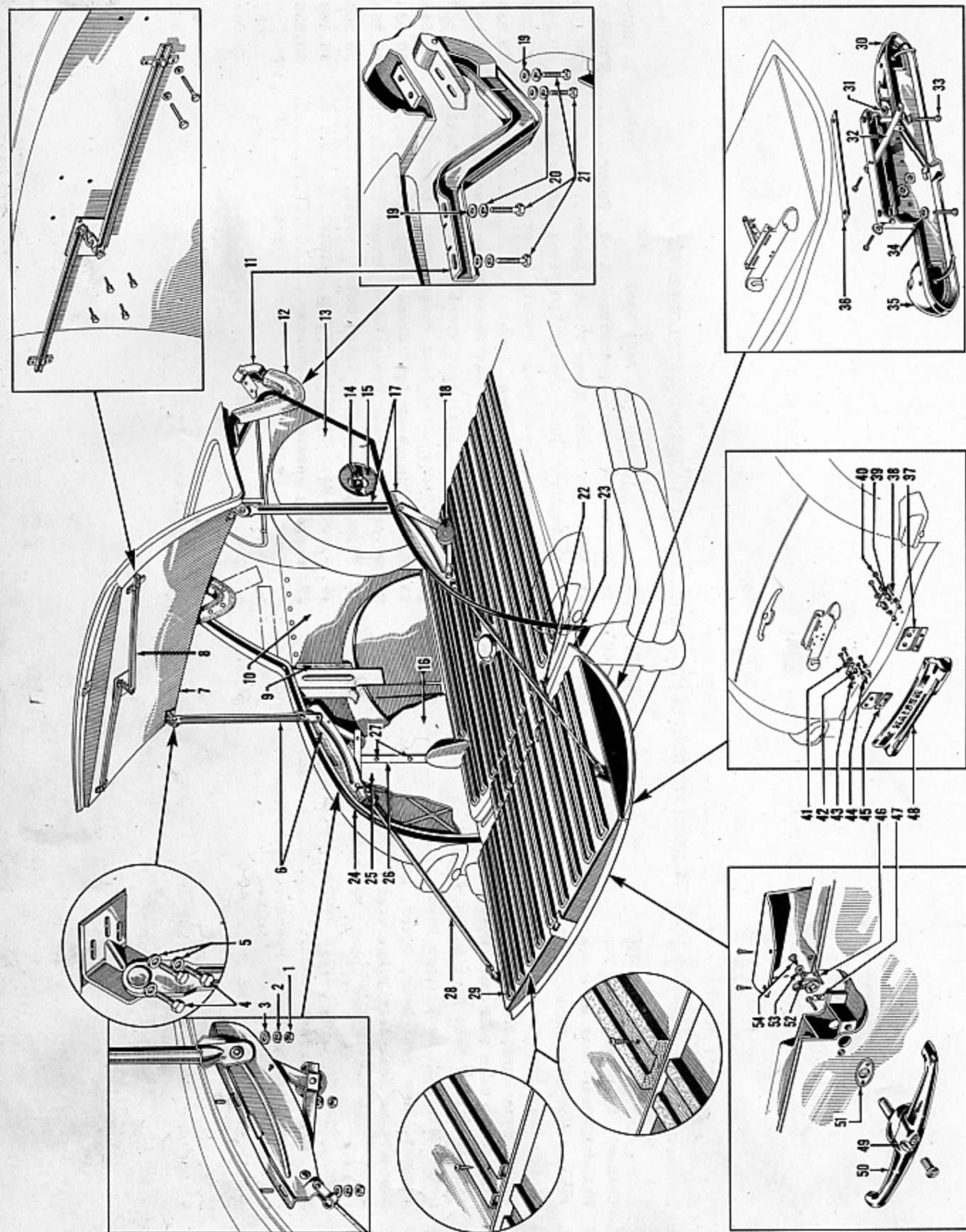


FIGURE 30-19 — REAR DECK LID HARDWARE INSTALLATION - TRAVELER AND VAGABOND

FIGURE 30-19 — REAR DECK LID HARDWARE INSTALLATION - TRAVELER AND VAGABOND

KEY	PART NAME	GROUP	KEY	PART NAME	GROUP
1	Nut, Lid Support Bracket.....	30.074	28	Cable, Lower Lid.....	30.074
2	Lockwasher, Lid Support Bracket.....	30.074	29	Lid, Lower.....	30.060
3	Flatwasher, Lid Support Bracket.....	30.074	30	License Light Complete.....	30.0702
4	Bolt, Upper Lid Support.....	30.064	31	Washer, License Light Mounting Support.....	30.0702
5	Lockwasher, Upper Lid Support.....	30.064	32	Clip, Base Retainer.....	30.0702
6	Support, Upper Lid, Left.....	30.064	33	Bolt, License Light Mounting.....	30.0702
7	Lid, Upper.....	30.062	34	Lockwasher, License Light Mounting.....	30.0702
8	Lock, Upper Lid.....	30.074	35	Door, License Light, Left.....	30.0702
9	Not Serviced.....		36	Pad, License Light Mounting.....	30.0702
10	Panel, Rear Quarter Trim.....	30.610	37	Gasket, Female Hinge.....	30.064
11	Hinge, Upper Lid, Right.....	30.064	38	Bolt, Hinge to Lid.....	30.064
12	Cover, Upper Deck Hinge, Right.....	30.6129	39	Plate, Lower Lid Hinge Reinforcing.....	30.064
13	Cover, Spare Wheel.....	30.607	40	Bolt, Hinge to Body.....	30.064
14	Bolt, Spare Wheel Mounting Clamp.....	16.030	41	Lockwasher, Hinge Mounting.....	30.064
15	Clamp, Spare Wheel Mounting.....	16.030	42	Spacer, Inner, Hinge to Body.....	30.064
16	Not Serviced.....		43	Spacer, Outer, Hinge to Body.....	30.064
17	Support, Upper Lid, Right.....	30.064	44	Spacer, Hinge to Body.....	30.064
18	Spring, Upper Lid Support.....	30.064	45	Gasket, Male Hinge.....	30.064
19	Flatwasher, Hinge Mounting.....	30.064	46	Bolt with L/W, Lower Lid Handle.....	30.068
20	Lockwasher, Hinge Mounting.....	30.064	47	Spring Washer, Lower Lid Handle.....	30.068
21	Bolt, Hinge Mounting.....	30.064	48	Hinge Complete, Lower Lid.....	30.068
22	Not Serviced.....		49	Cover, Lower Lid Handle Lock Cylinder.....	30.068
23	Weatherstrip, Side Lower, Right.....	30.062	50	Handle, Lower Lid.....	30.068
24	Weatherstrip, Side Lower, Left.....	30.062	51	Gasket, Lower Lid Handle Escutcheon.....	30.068
25	Not Serviced.....		52	Lockwasher, Lower Lid Handle.....	30.068
26	Moulding, Rear Quarter Finish.....	30.610	53	Flatwasher, Lower Lid Handle.....	30.068
27	Screw, Rear Quarter Finish Moulding.....	30.610	54	Bolt, Lower Lid Handle.....	30.068




FIGURE 30-20 — BODY INTERIOR TRIM AND HARDWARE - KAISER SPECIAL

KEY	PART NAME	GROUP	KEY	PART NAME	GROUP
1	Cushion, Rear Seat Back.....	30.620	16	Panel, Sun Visor.....	30.626
2	Panel, Rear Quarter Trim.....	30.610	17	Cover, Windshield Pillar.....	30.612
3	Headlining.....	30.612	18	Mirror, Rear View.....	30.802
4	Weathercord, Rear Door Opening...	30.608	19	Panel, Cowl Trim.....	30.602
5	Binding, Headlining Wire-On.....	30.612	20	Mat, Front Floor.....	30.630
6	Button, Remote Control Rod Push..	30.106	21	Cushion, Front Seat.....	30.616
7	Panel, Rear Door Trim.....	30.608	22	Cover, Front Seat Frame.....	30.616
8	Moulding, Rear Door Trim Panel...	30.608	23	Carpet, Rear Floor.....	30.630
9	Handle, Window Regulator.....	30.208	24	Welt, Front Seat Frame.....	30.616
10	Cushion, Front Seat Back.....	30.616	25	Panel, Front Seat Back Trim.....	30.616
11	Panel, Center Pillar Trim.....	30.606	26	Cord, Robe Rail.....	30.628
12	Weathercord, Front Door Opening..	30.604	27	Ash Receiver, Seat Back.....	30.806
13	Moulding, Front Door Trim Panel..	30.604	28	Carpet, Foot Rest Center.....	30.616
14	Arm Rest, Door.....	30.614	29	Carpet, Foot Rest End, Left.....	30.616
15	Panel, Front Door Trim.....	30.604	30	Escutcheon, Robe Rail Cord.....	30.628




FIGURE 30-21 — BODY INTERIOR TRIM AND HARDWARE - MANHATTAN

KEY	PART NAME	GROUP	KEY	PART NAME	GROUP
1	Moulding, Rear Window Garnish (Chrome).....	30.503	24	Panel, Sun Visor.....	30.626
2	Arm Rest, Center.....	30.616	25	Moulding, Front Door Trim Panel, Upper.....	30.604
3	Cushion, Rear Seat Back.....	30.620	26	Handle and Escutcheon, Window Regulator.....	30.208
4	Panel, Rear Quarter Trim, Left...	30.610	27	Cap, Instrument Board Side Plate, Left.....	30.412
5	Headlining.....	30.612	28	Moulding, Steering Gear Jacket Cover.....	14.122
6	Weathercord, Rear Door Opening...	30.608	29	Mirror, Rear View.....	30.802
7	Binding, Headlining Wire-On.....	30.612	30	Moulding, Front Door Trim Panel, Lower.....	30.604
8	Moulding, Door Arm Rest, Left....	30.614	31	Moulding, Windshield Garnish, Left (Chrome).....	30.304
9	Arm Rest, Door, Left.....	30.614	32	Cap, Instrument Board Side Plate, Right.....	30.412
10	Panel, Rear Door Trim, Left.....	30.608	33	Lens and Bezel, Courtesy Light...	7.646
11	Button, Remote Control Rod Push..	30.106	34	Carpet, Front Floor.....	30.630
12	Panel, Rear Door Garnish Moulding Trim.....	30.119	35	Panel, Cowl Trim (Carpet).....	30.602
13	Moulding, Rear Door Trim Panel...	30.608	36	Cover, Steering Gear Jacket.....	14.122
14	Moulding, Rear Door Garnish (Chrome).....	30.119	37	Cushion, Front Seat.....	30.616
15	Cushion, Front Seat Back.....	30.616	38	Cover, Front Seat Frame.....	30.616
16	Switch, Dome Light.....	30.706	39	Handle, Seat Back Assist.....	30.810
17	Panel, Center Pillar Trim.....	30.606	40	Retainer, Seat Back Ash Receiver.	30.806
18	Weathercord, Front Door Opening..	30.604	41	Carpet, Front Seat Foot Rest, Center, Lower.....	30.616
19	Moulding, Front Door Garnish (Chrome).....	30.101	42	Body and Handle, Seat Back Ash Receiver.....	30.806
20	Panel, Front Door Garnish Moulding Trim.....	30.101	43	Carpet, Front Seat Foot Rest, Side, Left.....	30.616
21	Panel, Front Door Trim, Left.....	30.604			
22	Handle, Door Lock Remote Control Assist.....	30.106			
23	Moulding, Front Door Garnish Trim Panel.....	30.101			