

FIGURE 1-1 — TYPICAL ENGINE - EXPLODED VIEW

FIGURE 1-1 — TYPICAL ENGINE - EXPLODED VIEW

KEY	PART NAME	GROUP	KEY	PART NAME	GROUP
1	Cable, No. 1 Spark Plug	7.360	63	Slinger, Crankshaft Oil	1.300
2	Cable, No. 2 Spark Plug	7.360	64	Damper Assembly, Vibration	1.330
3	Cable, No. 3 Spark Plug	7.360	65	Lockwasher, Vibration Damper	1.330
4	Gauge, Oil Depth	2.415	66	Bolt, Vibration Damper	1.330
5	Cap, Oil Filler Tube	2.412	67	Key, Crankshaft Pulley Hub	1.330
6	Oil Filter	2.300	68	Flatwasher, Main Bearing Cap	1.320
7	Tube, Oil Filler	2.412	69	Bolt, Main Bearing Cap (No. 1, 2 and 4 Caps)	1.320
8	Elbow, Water Outlet	6.425	70	Gasket, Oil Pan Side	2.400
9	Gasket, Water Outlet Elbow	6.425	71	Block Assembly, Crankshaft Bearing Filler, Front	1.325
10	Thermostat	6.410	72	Gasket, Oil Pan End	2.400
11	Spark Plug	7.375	73	Bolt with L/W, Oil Pan to Block	2.400
12	Adapter Ring, Thermostat	6.410	74	Key, Timing Gear	1.600
13	Head, Cylinder	1.200	75	Bearing, No. 2 and No. 3, Crank- shaft Main - Pair	1.315
14	Gasket, Cylinder Head	1.200	76	Oil Pump	2.200
15	Block Assembly, Cylinder	1.100	77	Bolt, Flywheel to Crankshaft	1.360
16	Bracket, Air Cleaner Support	4.060	78	Bearing, No. 4 Crankshaft Main - Pair	1.315
17	Gasket, Water Pump to Block	6.300	79	Gasket, Oil Pan Drain Plug	2.400
18	Water Pump	6.300	80	Plug, Oil Pan Drain	2.400
19	Pulley, Fan	6.000	81	Oil Pan	2.400
20	Belt, Fan	6.000	82	Bolt, Crankshaft Bearing Rear Filler Block	1.326
21	Link, Generator Adjusting	7.460	83	Lockwasher, Crankshaft Bearing Rear Filler Block	1.326
22	Generator	7.400	84	Block Assembly, Crankshaft Bearing Filler, Rear	1.326
23	Bracket, Generator Mounting	7.465	85	Oil Seal, Crankshaft Rear Filler Block	1.326
24	Fan	6.000	86	Guard Assembly, Crankshaft Bear- ing Rear Filler Block	1.326
25	Valve, Exhaust	1.720	87	Bushing, Crankshaft Pilot	1.300
26	Valve, Intake	1.720	88	Nut, Flywheel to Crankshaft	1.360
27	Guide, Valve	1.720	89	Lockwasher, Flywheel to Crank- shaft	1.360
28	Spring, Valve	1.720	90	Flywheel Assembly	1.360
29	Retainer, Valve Spring	1.720	91	Crankshaft Assembly	1.300
30	Lock, Valve Spring Retainer	1.720	92	Piston	1.410
31	Tappet Assembly, Valve	1.740	93	Manifold Assembly, Exhaust	5.000
32	Key, Timing Gear	1.600	94	Stud, Exhaust Pipe to Manifold	5.040
33	Lock, Timing Gear Nut	1.600	95	Nut, Intake to Exhaust Manifold	3.000
34	Nut, Timing Gear	1.600	96	Flatwasher, Intake to Exhaust Manifold	3.000
35	Pointer, Timing	1.370	97	Stud, Intake to Exhaust Manifold	3.000
36	Cover Assembly, Timing Chain	1.610	98	Cover Assembly, Valve Tappet	1.750
37	Seal, Crankshaft Oil	1.303	99	Gasket, Intake to Exhaust Manifold	5.000
38	Gear, Timing	1.600	100	Manifold Assembly, Intake	3.000
39	Thrustplate, Camshaft	1.500	101	Gasket, Carburetor to Intake Manifold	3.680
40	Bearing, No. 1, Camshaft	1.510	102	Gasket, Exhaust and Intake Manifold to Block	5.000
41	Camshaft	1.500	103	Stud, Carburetor to Intake Manifold	3.680
42	Bearing, No. 2, Camshaft	1.510	104	Carburetor	3.680
43	Gasket, Timing Gear Chain Cover	1.610	105	Solenoid, Starting Motor	7.265
44	Bearing, No. 3, Camshaft	1.510	106	Motor, Starting	7.222
45	Plate, Cylinder Block End, Front	1.105	107	Adapter, Distributor Mounting	7.342
46	Bearing, No. 4, Camshaft	1.510	108	Air Cleaner	4.000
47	Gasket, Cylinder Block Front End Plate	1.105	109	Coil, Ignition	7.346
48	Gasket, Valve Tappet Cover	1.750	110	Distributor	7.300
49	Gasket, Fuel Pump to Block	3.470	111	Cable, Ignition, High Tension	7.360
50	Fuel Pump	3.470	112	Cable, No. 4, 5 and 6 Spark Plug	7.360
51	Ring, Piston, Compression	1.415			
52	Ring, Piston, Oil	1.415			
53	Ring, Piston Pin Retaining	1.420			
54	Pin, Piston	1.420			
55	Bushing, Connecting Rod	1.400			
56	Bolt, Connecting Rod	1.400			
57	Locknut, Connecting Rod	1.400			
58	Rod Assembly, Connecting	1.400			
59	Bearing, Connecting Rod - Pair	1.405			
60	Bearing, No. 1, Crankshaft Main - Pair	1.315			
61	Gear, Crankshaft Timing	1.600			
62	Chain, Timing Gear	1.605			

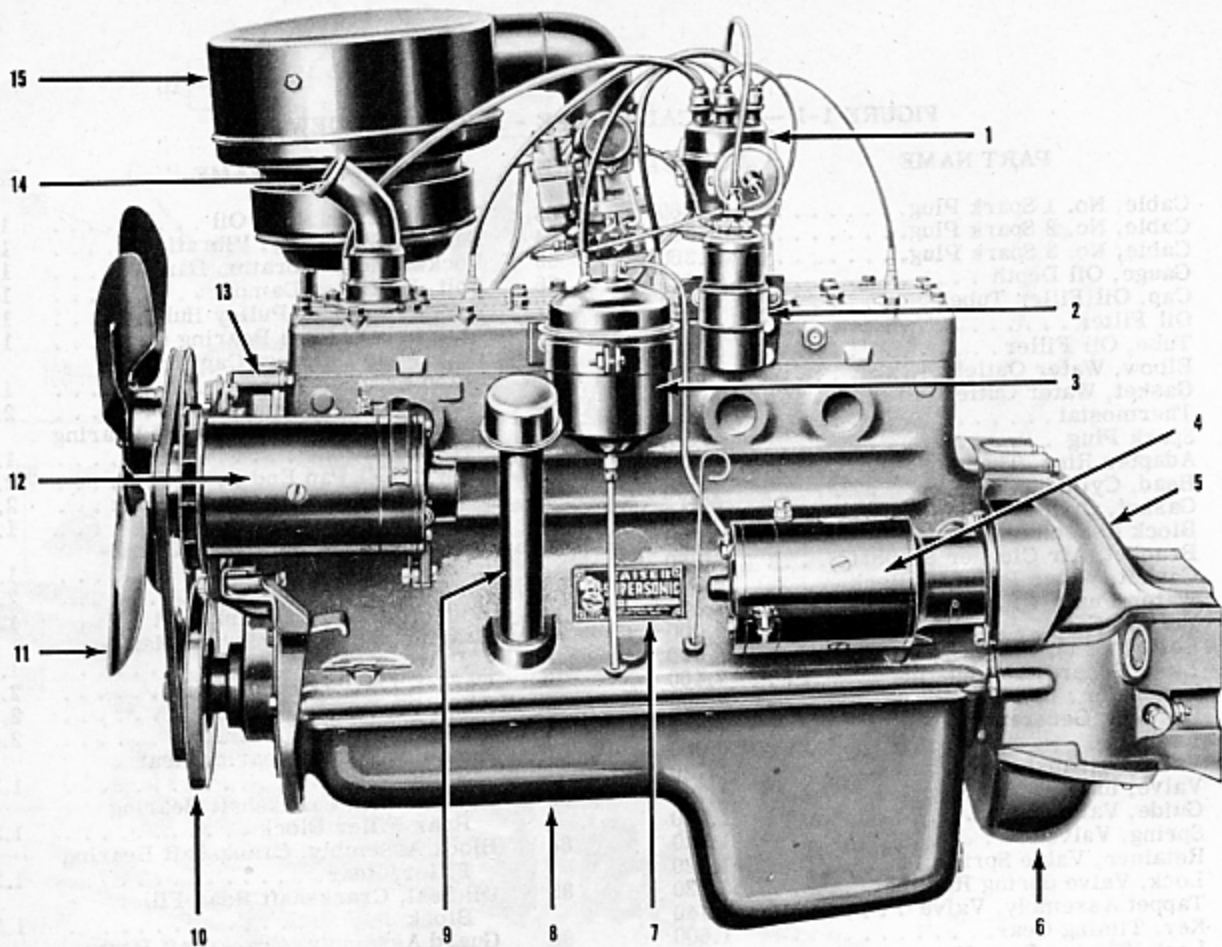


FIGURE 1-2 — ENGINE - LEFT SIDE SHOWN

KEY	PART NAME	GROUP
1	Distributor	7.300
2	Coil, Ignition	7.346
3	Filter, Oil	2.300
4	Motor, Starting	7.222
5	Housing, Clutch	6.130
6	Pan, Clutch Housing	8.135
7	Plate, Name and Engine Serial Number	
8	Pan, Oil	2.400
9	Tube, Oil Filler	2.412
10	Damper, Crankshaft Vibration	1.330
11	Fan	6.000
12	Generator	7.400
13	Pump, Water	6.300
14	Elbow, Cylinder Head Water Outlet	6.425
15	Air Cleaner	4.000

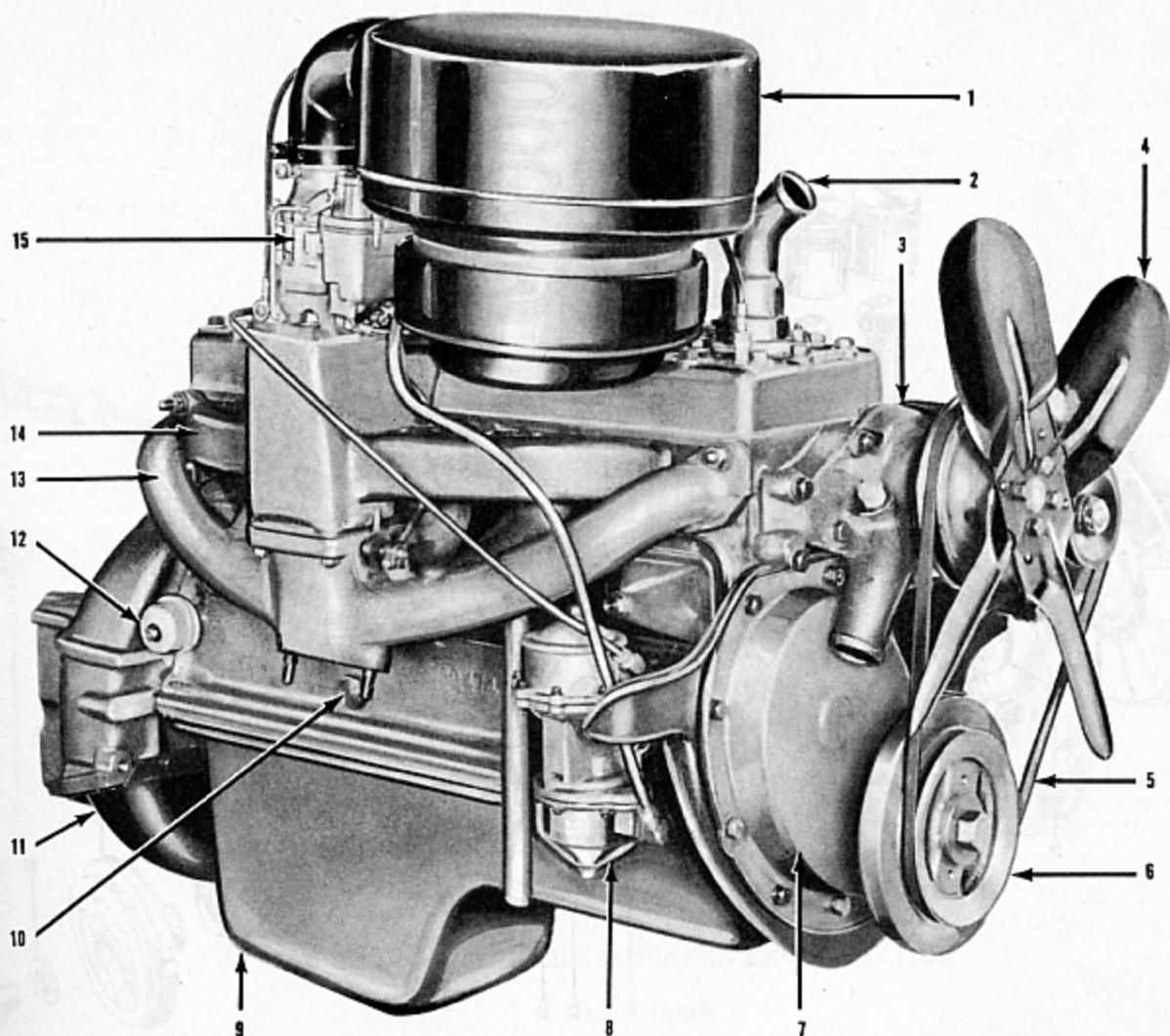


FIGURE 1-3 — ENGINE - RIGHT SIDE SHOWN

KEY	PART NAME	GROUP
1	Air Cleaner	4.000
2	Elbow, Cylinder Head Water Outlet	6.425
3	Pump, Water	6.300
4	Fan	6.000
5	Belt, Fan	6.000
6	Damper, Crankshaft Vibration	1.330
7	Cover Assembly, Timing Chain	1.610
8	Pump, Fuel	3.470
9	Pan, Oil ,	2.400
10	Valve, Oil Pressure Relief.	2.410
11	Pan, Clutch Housing	8.135
12	Gauge, Oil Pressure, Engine Unit	2.430
13	Manifold, Exhaust	5.000
14	Manifold, Intake	3.000
15	Carburetor	3.680

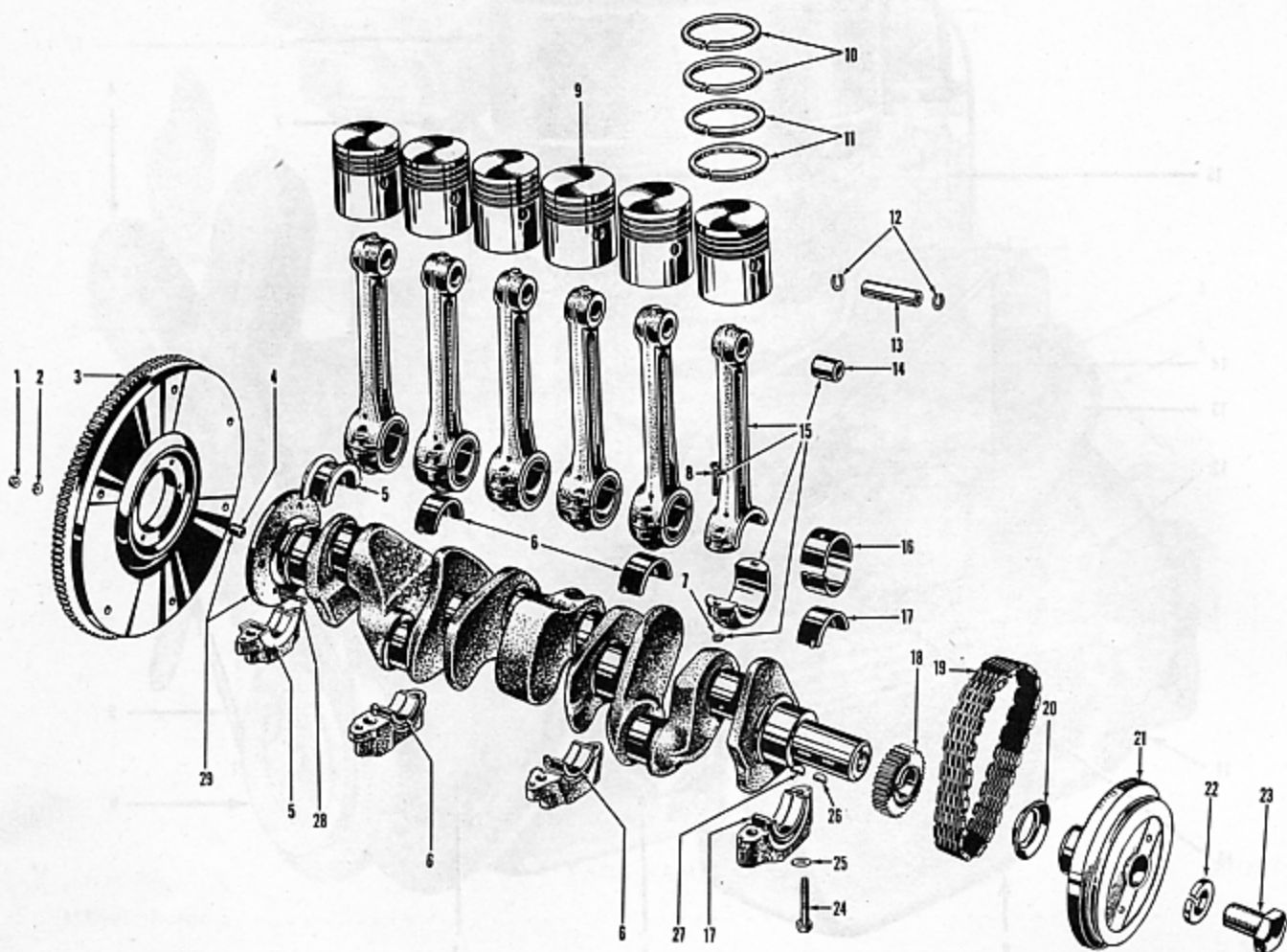


FIGURE 1-4 — TYPICAL CRANKSHAFT - EXPLODED VIEW

KEY	PART NAME	GROUP	KEY	PART NAME	GROUP
1	Nut, Flywheel to Crankshaft	1.360	16	Bearing, Connecting Rod - Pair.	1.405
2	Lockwasher, Flywheel to Crankshaft	1.360	17	Bearing, No. 1, Crankshaft Main - Pair	1.315
3	Flywheel Assembly	1.360	18	Gear, Timing	1.600
4	Bushing, Crankshaft Pilot	1.300	19	Chain, Timing Gear	1.605
5	Bearing, No. 4, Crankshaft Main - Pair	1.315	20	Slinger, Crankshaft Oil	1.300
6	Bearing, No. 2 and No. 3, Crankshaft Main - Pair	1.315	21	Damper, Vibration	1.330
7	Locknut, Connecting Rod	1.400	22	Lockwasher, Vibration Damper	1.330
8	Bolt, Connecting Rod	1.400	23	Bolt, Vibration Damper	1.330
9	Piston	1.410	24	Bolt, Main Bearing Cap (No. 1, 2 and 4 Caps)	1.320
10	Ring, Compression	1.415	25	Flatwasher, Main Bearing Cap	1.320
11	Ring, Oil	1.415	26	Key, Vibration Damper to Crankshaft	1.330
12	Retaining Ring, Piston Pin	1.420	27	Key, Timing Gear	1.600
13	Pin, Piston	1.420	28	Bolt, Flywheel to Crankshaft	1.360
14	Bushing, Connecting Rod	1.400	29	Crankshaft Assembly	1.300
15	Rod Assembly, Connecting	1.400			

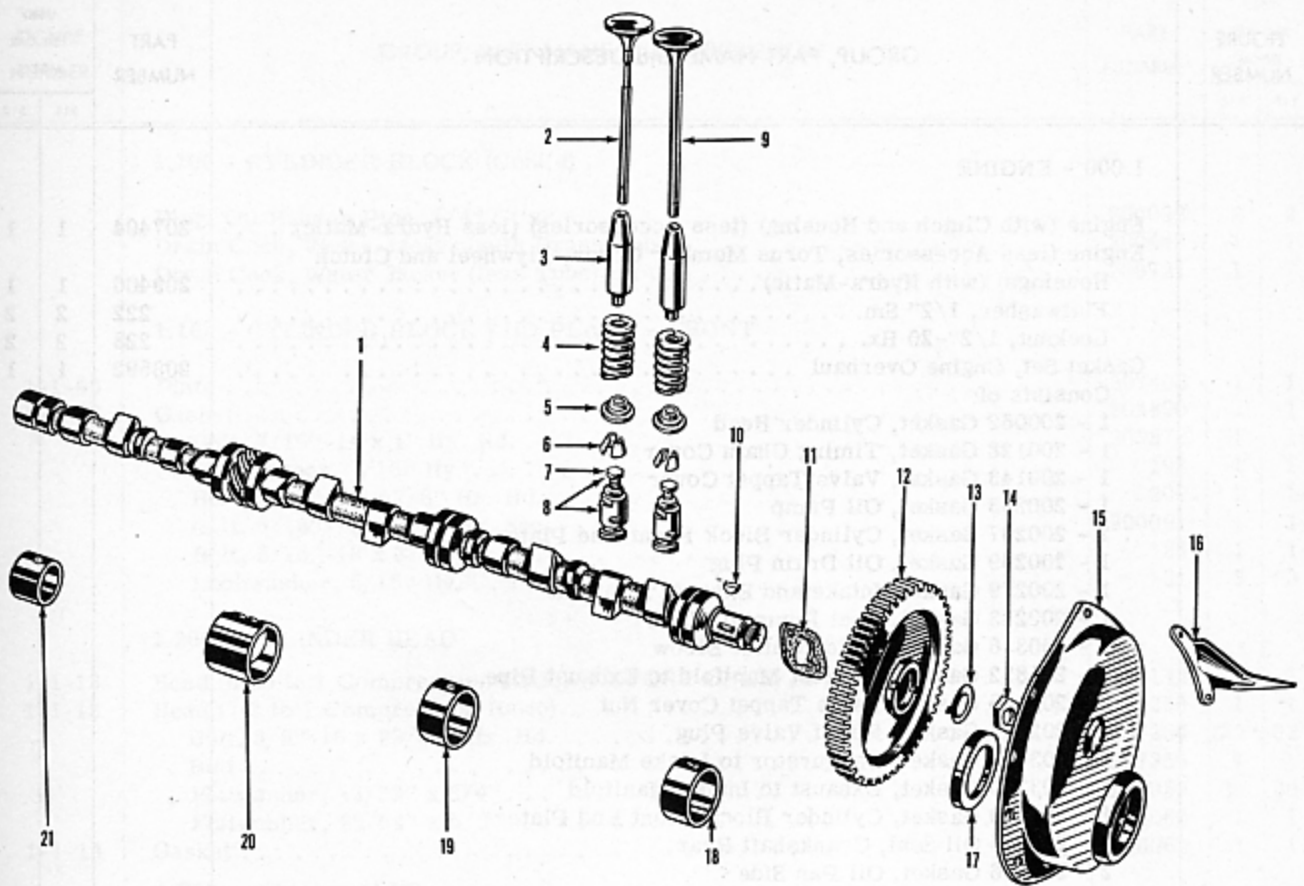


FIGURE 1-5 — TYPICAL CAMSHAFT - EXPLODED VIEW

KEY	PART NAME	GROUP
1	Camshaft	1.500
2	Valve, Exhaust	1.720
3	Guide, Valve	1.720
4	Spring, Valve	1.720
5	Retainer, Valve Spring	1.720
6	Lock, Valve.	1.720
7	Screw, Valve Tappet Adjusting	1.740
8	Tappet Assembly, Valve	1.740
9	Valve, Intake.	1.720
10	Key, Camshaft Timing Gear	1.690
11	Thrustplate	1.500
12	Gear, Camshaft Timing	1.600
13	Lock, Timing Gear to Camshaft Nut	1.600
14	Nut, Timing Gear to Camshaft	1.600
15	Cover Assembly, Timing Chain	1.610
16	Pointer, Timing	1.370
17	Oil Seal, Crankshaft	1.303
18	Bearing, No. 1, Camshaft	1.510
19	Bearing, No. 2, Camshaft	1.510
20	Bearing, No. 3, Camshaft	1.510
21	Bearing, No. 4, Camshaft	1.510

ENGINE

FIGURE NUMBER	GROUP, PART NAME and DESCRIPTION	PART NUMBER	USED PER CAR MODEL	
			511	512
	1.000 - ENGINE			
	Engine (with Clutch and Housing) (less Accessories) (less Hydra-Matic) . . .	207404	1	1
	Engine (less Accessories, Torus Member Cover, Flywheel and Clutch Housings) (with Hydra-Matic)	209406	1	1
	Flatwasher, 1/2" Sm.	222	2	2
	Locknut, 1/2"-20 Hx.	223	2	2
	Gasket Set, Engine Overhaul	208592	1	1
	Consists of:			
	1 - 200062 Gasket, Cylinder Head			
	1 - 200128 Gasket, Timing Chain Cover			
	1 - 200143 Gasket, Valve Tappet Cover			
	1 - 200253 Gasket, Oil Pump			
	2 - 200267 Gasket, Cylinder Block Front End Plate			
	1 - 200269 Gasket, Oil Drain Plug			
	1 - 200279 Gasket, Intake and Exhaust Manifold			
	1 - 200283 Gasket, Fuel Pump to Block			
	1 - 200336 Gasket, Water Outlet Elbow			
	1 - 201852 Gasket, Exhaust Manifold to Exhaust Pipe			
	3 - 202145 Gasket, Valve Tappet Cover Nut			
	1 - 202146 Gasket, Relief Valve Plug			
	1 - 203355 Gasket, Carburetor to Intake Manifold			
	1 - 203376 Gasket, Exhaust to Intake Manifold			
	1 - 203890 Gasket, Cylinder Block Front End Plate			
	2 - 204654 Oil Seal, Crankshaft Rear			
	2 - 207186 Gasket, Oil Pan Side			
	1 - 207433 Gasket, Water Pump to Block			
	1.010 - ENGINE SUPPORT INSULATOR - FRONT			
	Insulator	207406	2	2
	Bolt, 5/16"-24 x 1" Hx. Hd.	210	1	1
	Bolt, 5/16"-24 x 3/4" Hx. Hd.	224	3	3
	Lockwasher, 5/16" Int. Ext. Tooth.	226	4	4
	Locknut, 5/16"-24 Hx.	326	4	4
	1.020 - ENGINE SUPPORT INSULATOR - REAR			
	Insulator (less Hydra-Matic)	207407	1	1
	Bolt, 3/8"-24 x 11/16" Hx. Hd.	675	2	2
	Locknut, 3/8"-24 Hx.	203311	2	2
	Bolt, 3/8"-16 x 3/4" Hx. Hd.	220	2	2
	Lockwasher, 3/8" Ext. Tooth	291	2	2
	Insulator, Right	209284	2	2
	Insulator, Left	209285	2	2
	Bolt, 7/16"-20 x 3/4" Hx. Hd.	927	4	4
	Lockwasher, 7/16	193	4	4
	Flatwasher, 19/32" Sm.	379	4	4
	1.100 - CYLINDER BLOCK			
1-1-15	Block (incl. Pistons, Rings, Pins, Main and Camshaft Bearings)	207289	1	1
	Plug, Camshaft Rear Expansion, 1 1/2" Dia.	217	1	1
	Plug, Water Jacket (Cup Type 1 5/8" Dia.)	207145	6	6
9-12-30				

ENGINE

1

FIGURE NUMBER	GROUP, PART NAME and DESCRIPTION	PART NUMBER	USED PER CAR MODEL	
			511	512
	1.100 - CYLINDER BLOCK (Cont'd)			
	Plug, Oil Header Pipe, 1/4" Ct'sk.	200052	2	2
	Drain Cock, Water Jacket (with Brass Tube)	200449	1	1
	Drain Cock, Water Jacket (less Tube)	208721	1	1
	1.105 - CYLINDER BLOCK END PLATE - FRONT			
1-1-45	Plate	207408	1	1
1-1-47	Gasket	203890	1	1
	Bolt, 7/16"-14 x 1" Hx. Hd.	203878	1	1
	Lockwasher, 7/16" Hy.	193	1	1
	Bolt, 5/16"-18 x 7/8" Hx. Hd.	209	1	1
	Bolt, 5/16"-18 x 7/8" Hx. Soc.	200091	1	1
	Bolt, 5/16"-18 x 3/4" Hx. Hd.	183	1	1
	Lockwasher, 5/16" Hy.	191	3	3
	1.200 - CYLINDER HEAD			
1-1-13	Head (6.86 to 1 Compression Ratio) (EXPORT ONLY)	213142	1	1
1-1-13	Head (7.3 to 1 Compression Ratio)	207353	1	1
	Bolt, 3/8"-16 x 29/32" Hx. Hd.	207354	32	32
	Bolt	207355	1	1
	Flatwasher, 13/32" x 3/4"	200059	30	30
	Flatwasher, 25/64" x 5/8"	200060	1	1
1-1-14	Gasket	200062	1	1
	1.300 - CRANKSHAFT			
1-4-29	Crankshaft (incl. Bushing) (less Hydra-Matic)	207146	1	1
	Crankshaft	209227	1	1
	Dowel Pin (to Flywheel)	209002	1	1
1-4-4	Bushing, Pilot (less Hydra-Matic)	200064	1	1
	Bearing, Pilot (with Hydra-Matic)	209228	1	1
1-4-20	Slinger	200069	1	1
	1.303 - CRANKSHAFT OIL SEAL			
1-5-17	Seal (in Timing Chain Cover)	200129	1	1
	1.315 - CRANKSHAFT MAIN BEARING			
1-4-17	Bearing, No. 1 Std.	202686	1	1
1-4-6	Bearing, No. 2 and 3 Std.	200071	2	2
1-4-5	Bearing, No. 4 Std.	207242	1	1
	Bearing, No. 1 .001 Undersize	204851	*	*
	Bearing, No. 2 and 3 .001 Undersize	204852	*	*
	Bearing, No. 4 .001 Undersize	207243	*	*
	Bearing, No. 1 .002 Undersize	202687	*	*
	Bearing, No. 2 and 3 .002 Undersize	201929	*	*
	Bearing, No. 4 .002 Undersize	207244	*	*
	Bearing, No. 1 .010 Undersize	202691	*	*
	Bearing, No. 2 and 3 .010 Undersize	200338	*	*
	Bearing, No. 4 .010 Undersize	207245	*	*

* As Required

ENGINE

FIGURE NUMBER	GROUP, PART NAME and DESCRIPTION	PART NUMBER	USED PER CAR MODEL	
			511	512
	1.315 - CRANKSHAFT MAIN BEARING (Cont'd)			
	NOTE: Engines with Engine Numbers Followed by the "A" have .010 Undersize Main Bearings.			
	Bearing, No. 1 .012 Undersize	202309	*	*
	Bearing, No. 2 and 3 .012 Undersize	202310	*	*
	Bearing, No. 4 .012 Undersize	207246	*	*
	"Plastigage" (For use see Service Bulletin No. 110)	204460	*	*
	1.320 - CRANKSHAFT MAIN BEARING CAPS			
	Dowel, 3/16" Dia. (Front Cap)	202690	2	2
	Dowel Pin, 5/16" Dia.	200077	5	5
	Dowel Ring, No. 3 Cap	200078	1	1
1-4-24	Bolt, 1/2"-13 x 2 19/32" Hx. Hd. (No. 1, 2 and 4 Caps)	207155	6	6
1-4-25	Bolt, 1/2"-13 x 3 3/8" Hx. Hd. (No. 3 Cap)	207156	2	2
	Flatwasher, 1/2"	200081	8	8
	1.325 - CRANKSHAFT BEARING FILLER BLOCK - FRONT			
1-1-71	Block (incl. Gasket)	207181	1	1
	Bolt, 5/16"-18 x 3/4" Hx. Hd.	183	2	2
	Lockwasher, 5/16" Med.	240	2	2
	Bolt, 5/16"-18 x 7/8" Hx. Soc.	200091	1	1
	Lockwasher, 5/16" Med.	240	1	1
	1.326 - CRANKSHAFT BEARING FILLER BLOCK - REAR			
1-1-84	Block (incl. Gaskets)	207147	1	1
1-1-82	Bolt, 5/16"-18 x 1" Hx. Hd.	735	2	2
1-1-83	Lockwasher, 5/16" Med.	240	2	2
1-1-85	Oil Seal	204654	2	2
1-1-86	Guard (incl. Seal)	207148	1	1
	1.330 - VIBRATION DAMPER			
1-4-21	Damper (incl. Pulley)	207409	1	1
1-4-23	Bolt, 3/4"-16 x 1 1/2" Hx. Hd.	888	1	1
1-4-22	Flatwasher	200089	1	1
1-4-26	Key, 1/4" x 1"	822	1	1
	1.360 - FLYWHEEL			
1-4-3	Flywheel (incl. Ring Gear)	207149	1	1
1-4-28	Bolt, 3/8"-24 x 1 1/4"	200098	6	6
1-4-2	Lockwasher, 3/8" Int. Tooth	201	6	6
1-4-1	Nut, 3/8"-24 Hx.	200099	6	6
	Ring Gear	207150	1	1
9-4-12	Flywheel (incl. Dowel Pin to Torus Cover)	209001	1	1
	Bolt	209005	6	6
	Plate, Bolt (Long)	209006	2	2
	Plate, Bolt (Short)	209007	1	1
	Sealer (2 oz. Bottle) (to Crankshaft)	209004	*	*
	Repair Package	209003	1	1

* As Required

ENGINE

FIGURE NUMBER	GROUP, PART NAME and DESCRIPTION	PART NUMBER	USED PER CAR MODEL	
			511	512
	1.360 - FLYWHEEL (Cont'd) Consists of: 1 - 209002 Dowel, Crankshaft to Flywheel 1 - 209025 Gasket, Torus Cover 6 - 209005 Bolt, Flywheel to Crankshaft, 1/2"-20 x 7/8" 2 - 209006 Plate, Flywheel to Crankshaft Bolt (Long) 1 - 209007 Plate, Flywheel to Crankshaft Bolt (Short) 1 - 209004 Sealer, Flywheel to Crankshaft 1 - Installation Drawing			
	1.370 - TIMING POINTER			
1-5-16	Pointer 207411 Bolt, 7/16"-14 x 1 1/8" Hx. Hd. 213 Lockwasher, 7/16" 193 Bolt, 5/16"-18 x 7/8" Hx. Hd. 209 Lockwasher, 5/16" Hy. 191		1 1 1 1 1	1 1 1 1 1
	1.400 - CONNECTING ROD			
1-4-15	Rod, No. 1, 3 and 5 (less Bearing) 200101 Rod, No. 2, 4 and 6 (less Bearing) 200102		3 3	3 3
1-4-8	Bolt 203309		12	12
1-4-7	Nut 203310		12	12
1-4-14	Bushing 200107		6	6
	1.405 - CONNECTING ROD BEARING			
1-4-16	Bearing, No. 1, 3 and 5 Std. 212996 Bearing, No. 2, 3 and 4 Std. 212997 Bearing, No. 1, 3 and 5 .001 Undersize 212998 Bearing, No. 2, 4 and 6 .001 Undersize 212999 Bearing, No. 1, 3 and 5 .002 Undersize 213000 Bearing, No. 2, 4 and 6 .002 Undersize 213001 Bearing, No. 1, 3 and 5 .010 Undersize 213002 Bearing, No. 2, 4 and 6 .010 Undersize 213003		3 3 * * * * * *	3 3 * * * * * *
	NOTE: Engines with Engine Numbers followed by letter "A" have .010 Undersize Connecting Rod Bearings.			
	Bearing, No. 1, 3 and 5 .012 Undersize 213004 Bearing, No. 2, 4 and 6 .012 Undersize 213005		* *	* *
	1.410 - PISTONS			
1-4-9	Piston, Std. 207247 Piston, .010 Oversize 207249 Piston, .020 Oversize 207250 Piston, .025 Oversize 207251 Piston, .030 Oversize 207252 Piston, .040 Oversize 207253 Piston, .050 Oversize 207254 Piston, .060 Oversize 207255		6 * * * * * * *	6 * * * * * * *

* As Required

ENGINE

FIGURE NUMBER	GROUP, PART NAME and DESCRIPTION	PART NUMBER	USED PER CAR MODEL	
			511	512
	1.410 - PISTONS (Cont'd)			
	NOTE: Engine with Engine Numbers followed by the letter "N" have .020 Oversize Pistons.			
	1.415 - PISTON RINGS			
1-4-10	Ring, Compression, Std.	200111	12	12
1-4-10	Ring, Compression, .010 Oversize	200361	*	*
1-4-10	Ring, Compression, .020 Oversize	200362	*	*
1-4-10	Ring, Compression, .030 Oversize	200363	*	*
1-4-11	Ring, Oil Control, Std.	200112	12	12
1-4-11	Ring, Oil Control, .010 Oversize	200364	*	*
1-4-11	Ring, Oil Control, .020 Oversize	200365	*	*
1-4-11	Ring, Oil Control, .030 Oversize	200366	*	*
	1.417 - PISTON RING SETS - OIL CONTROL			
	Ring Set (Std. to .009 Oversize)	203145	1	1
	Consists of:			
	6 - 208674 Ring, Top Compression Piston			
	6 - 208675 Ring, 2nd Steel Section Compression Piston			
	6 - 208676 Ring, Steel Section Oil Control Piston			
	6 - 208677 Ring, Slotted Oil Control Piston			
	Ring Set (.010 to .029 Oversize)	203146	1	1
	Consists of:			
	6 - 208678 Ring, Top Compression Piston			
	6 - 208679 Ring, 2nd Steel Section Compression Piston			
	6 - 208680 Ring, Steel Section Oil Control Piston			
	6 - 208681 Ring, Slotted Oil Control Piston			
	Ring Set (.030 to .039 Oversize)	213019	1	1
	Consists of:			
	6 - 213020 Ring, Top Compression Piston			
	6 - 213021 Ring, 2nd Steel Section Compression Piston			
	6 - 213022 Ring, Steel Section Oil Control Piston			
	6 - 213023 Ring, Slotted Oil Control Piston			
	Ring Set (.040 to .049 Oversize)	203147	1	1
	Consists of:			
	6 - 208682 Ring, Top Compression Piston			
	6 - 208683 Ring, 2nd Steel Section Compression Piston			
	6 - 208684 Ring, Steel Section Oil Control Piston			
	6 - 208685 Ring, Slotted Oil Control Piston			
	Ring Set (.050 to .069 Oversize)	203148	1	1
	Consists of:			
	6 - 208686 Ring, Top Compression Piston			
	6 - 208687 Ring, 2nd Steel Section Compression Piston			
	6 - 208688 Ring, Steel Section Oil Control Piston			
	6 - 208689 Ring, Slotted Oil Control Piston			
	1.420 - PISTON PIN			
1-4-13	Pin, Std.	200109	6	6
1-4-13	Pin, .003 Oversize (Orange)	201472	*	*
1-4-13	Pin, .005 Oversize (Purple)	201473	*	*
1-4-12	Retaining Ring	200110	12	12

* As Required

ENGINE

1

FIGURE NUMBER	GROUP, PART NAME and DESCRIPTION	PART NUMBER	USED PER CAR MODEL	
			511	512
	1.500 - CAMSHAFT			
	IMPORTANT NOTE: Cast Iron Camshaft is identified by "o" stamped on Camshaft. This Camshaft must be used only with Steel Tappets stamped with a diamond (♠) and Cast Iron Oil Pump Gear stamped with an "o".			
1-5-1	Camshaft (Steel)	203017	1	1
1-5-1	Camshaft (Cast Iron)	207218	1	1
1-5-11	Thrustplate	200114	1	1
	Bolt, 5/16"-18 x 5/8" Hx. Hd.	208	2	2
	Lockwasher	191	2	2
	1.510 - CAMSHAFT BEARINGS			
1-5-18	Bearing, No. 1	200115	1	1
1-5-19	Bearing, No. 2	200116	1	1
1-5-20	Bearing, No. 3	200117	1	1
1-5-21	Bearing, No. 4	200118	1	1
	1.600 - TIMING GEAR			
1-4-18	Gear (on Crankshaft)	207170	1	1
1-4-27	Key, 1/4" x 1"	822	1	1
1-5-12	Gear (on Camshaft)	200119	1	1
1-5-10	Key, 5/32" x 5/8"	823	1	1
1-5-13	Lock	200121	1	1
1-5-14	Nut, 7/8"-18 Hx.	200122	1	1
	1.605 - TIMING CHAIN			
1-4-19	Chain	200123	1	1
	1.610 - TIMING CHAIN COVER			
1-5-15	Cover (incl. Seal)	200126	1	1
	Bolt, 5/16"-18 x 7/8" Hx. Hd.	209	1	1
	Lockwasher, 5/16" Med.	240	1	1
	Bolt, 5/16"-18 x 11/16" Hx. Hd.	397	4	4
	Lockwasher, 5/16" Hy.	191	4	4
	Nut, 5/16"-18 Hx.	205	4	4
	Bolt, 5/16"-18 x 7/8" Hx. Hd.	209	3	3
	Lockwasher, 5/16" Hy.	191	3	3
	Bolt, 5/16"-18 x 7/8" Hx. Hd.	209	1	1
	Lockwasher, 5/16" Hy.	191	1	1
1-1-43	Gasket	200128	1	1
	1.720 - VALVES			
1-5-9	Valve, Intake	203325	6	6
1-5-2	Valve, Exhaust	203326	6	6
1-5-3	Guide, .0005 Oversize (marked "A")	205702	*	*
1-5-3	Guide, .0055 Oversize (marked "L")	205703	*	*
1-5-4	Spring, Intake and Exhaust	200133	12	12

* As Required

