

FIGURE 3-1—INTAKE AND EXHAUST MANIFOLDS—4 CYLINDER—EXPLODED VIEW

KEY	PART NAME	GROUP	KEY	PART NAME	GROUP
1	Screw, Heat Control Valve Counterweight.	5.020	15	Locknut, Exhaust Pipe to Manifold	5.040
2	Counterweight, Heat Control Valve	5.020	16	Lockwasher, Exhaust to Intake Manifold	3.000
3	Key, Heat Control Valve Counterweight.	5.020	17	Bolt, Exhaust to Intake Manifold	3.000
4	Washer, Heat Control Valve Thermostat	5.010	18	Bolt, Exhaust Pipe.	5.040
5	Thermostat, Heat Control Valve.	5.010	19	Manifold, Intake	3.000
6	Stop, Heat Control Valve Counterweight.	5.020	20	Gasket, Exhaust to Intake Manifold	3.000
7	Shaft, Heat Control Valve	5.010	21	Stud, Carburetor to Manifold	3.690
8	Manifold, Exhaust	5.000	22	Gasket, Carburetor to Manifold	3.690
9	Gasket, Manifold to Block.	5.000	23	Lockwasher, Carburetor to Manifold	3.690
10	Stud, Manifold to Block, 1-3/4"	3.000	24	Jam Nut, Carburetor to Manifold	3.690
11	Stud, Manifold to Block, 2-1/8"	3.000	25	Bushing, Heat Control Valve Shaft.	5.010
12	Stud, Manifold to Block, 1-1/2"	3.000			
13	Nut, Manifold to Block	3.000			
14	Valve, Heat Control.	5.010			

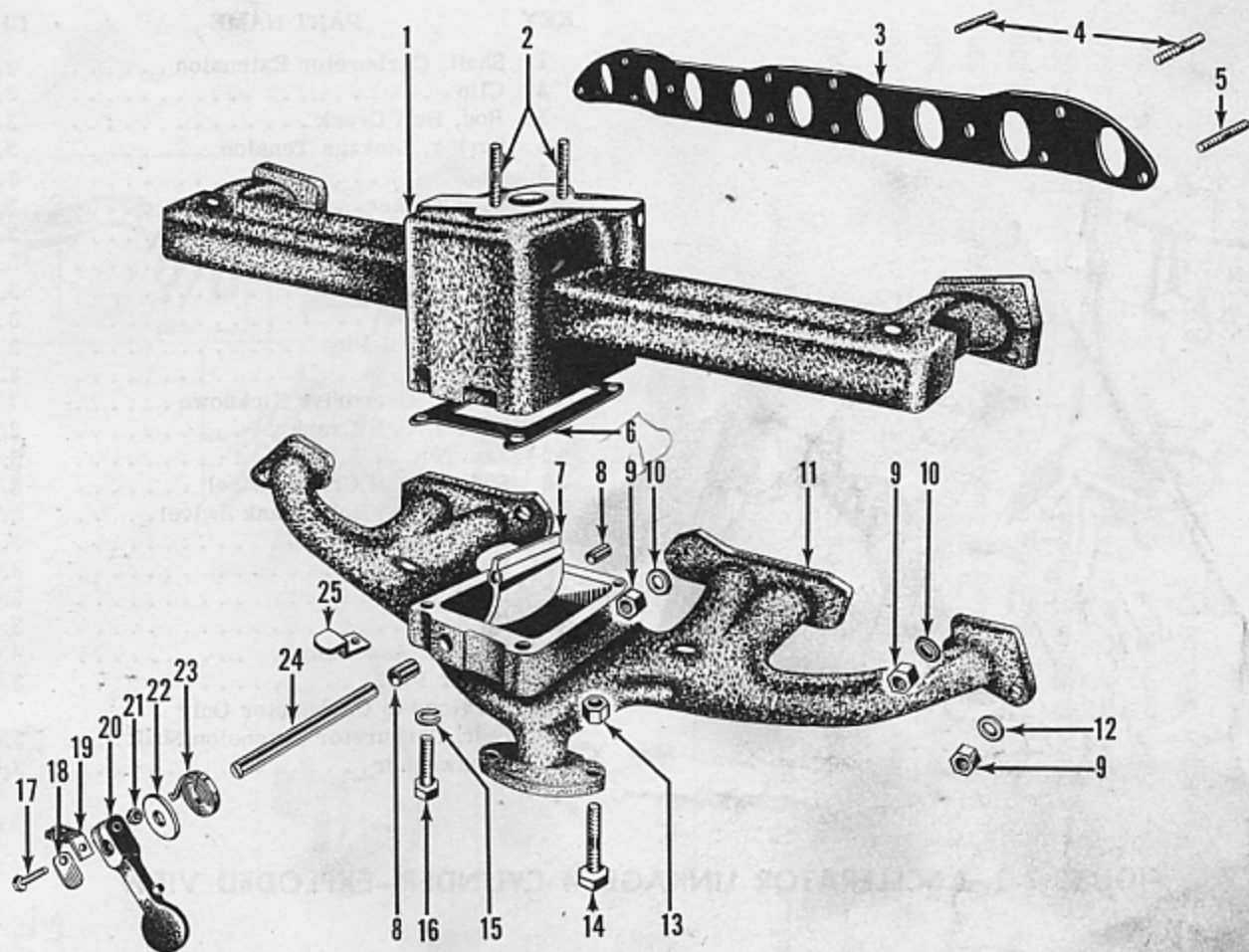
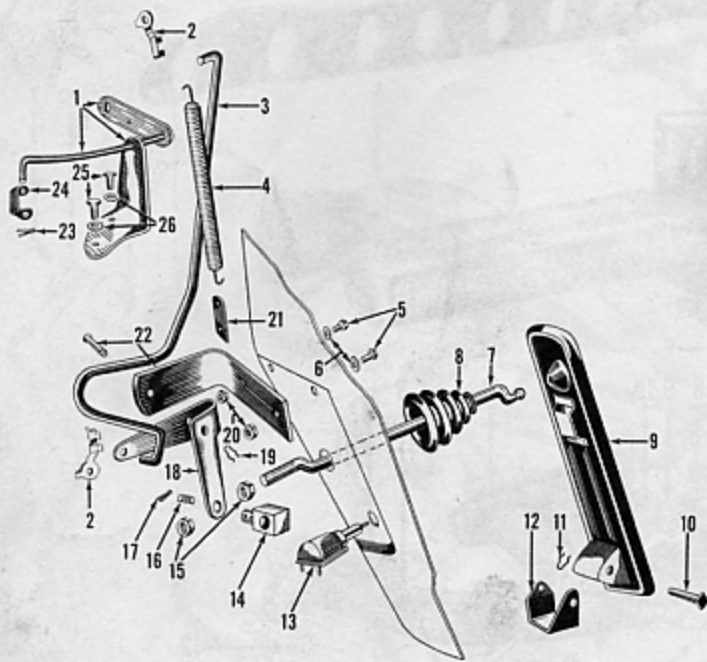


FIGURE 3-2—INTAKE AND EXHAUST MANIFOLD—6 CYLINDER—EXPLODED VIEW

KEY	PART NAME	GROUP	KEY	PART NAME	GROUP
1	Manifold, Intake	3.000	15	Lockwasher, Intake to Exhaust Manifold	3.000
2	Stud, Carburetor to Manifold	3.690	16	Bolt, Intake to Exhaust Manifold.	3.000
3	Gasket, Manifold to Block	3.000	17	Screw, Heat Control Valve Counterweight.	5.020
4	Stud, Manifold to Block.	3.000	18	Key, Heat Control Valve Counterweight.	5.020
5	Stud, Manifold to Block, Ends	3.000	19	Stop, Heat Control Valve Counterweight.	5.020
6	Gasket, Exhaust to Intake Manifold	3.000	20	Counterweight, Heat Control Valve.	5.020
7	Valve, Heat Control.	5.010	21	Nut, Heat Control Valve Counterweight	5.020
8	Bushing, Heat Control Valve	5.010	22	Washer, Heat Control Thermostat	5.010
9	Nut, Manifold to Block	3.000	23	Thermostat, Heat Control Valve.	5.010
10	Retainer, Manifold to Block.	3.000	24	Shaft, Heat Control Valve	5.010
11	Manifold, Exhaust	5.000	25	Bracket, Heat Control Valve Stop.	5.020
12	Flatwasher, End Stud, Manifold to Block	3.000			
13	Locknut, Exhaust Pipe to Manifold	5.040			
14	Bolt, Exhaust Pipe to Manifold.	5.040			



KEY	PART NAME	GROUP
1	Shaft, Carburetor Extension	3.450
2	Clip	3.410
3	Rod, Bell Crank	3.410
4	Spring, Linkage Tension	3.400
5	Bolt	3.090
6	Lockwasher	3.090
7	Rod, Pedal	3.085
8	Boot, Pedal Rod	3.070
9	Pedal	3.070
10	Pin, Pivot	3.070
11	Clip, Pivot Pin	3.070
12	Bracket	3.070
13	Switch, Overdrive Kickdown	7.806
14	Swivel, Bell Crank	3.090
15	Jam Nut	3.085
16	Spring, Bell Crank Swivel	3.090
17	Cotter Pin, Bell Crank Swivel	3.090
18	Bell Crank	3.090
19	Retainer	3.090
20	Nut	3.090
21	Clip	3.400
22	Bracket Assembly	3.090
23	Cotter Pin	3.450
24	Serviced in Carburetor Only	
25	Bolt, Carburetor Extension Shaft	3.450
26	Lockwasher	3.450

FIGURE 3-3—ACCELERATOR LINKAGE—4 CYLINDER—EXPLODED VIEW

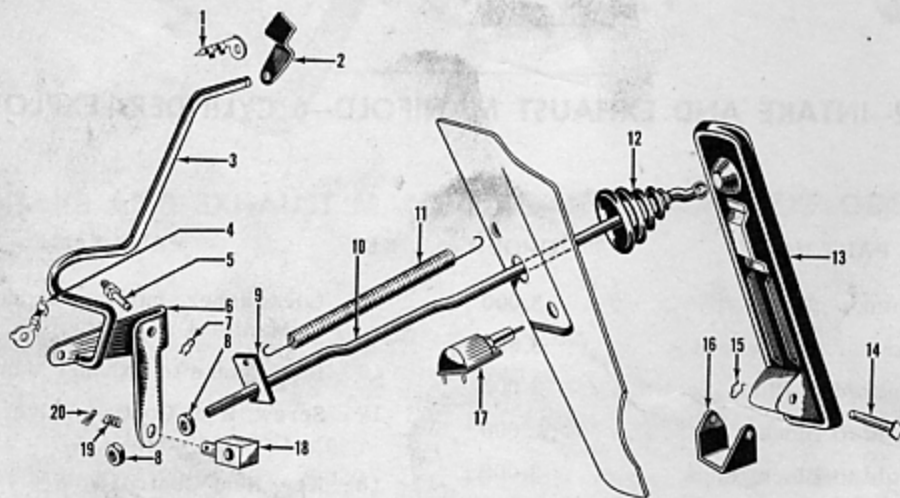


FIGURE 3-4—ACCELERATOR LINKAGE—6 CYLINDER—EXPLODED VIEW

KEY	PART NAME	GROUP	KEY	PART NAME	GROUP
1	Clip	3.410	11	Spring, Tension	3.400
2	Serviced in Carburetor only		12	Boot	3.070
3	Rod, Bell Crank	3.410	13	Pedal	3.070
4	Clip	3.410	14	Pin	3.070
5	Stud, Bell Crank	3.090	15	Clip	3.070
6	Bell Crank	3.090	16	Bracket	3.070
7	Retainer, Bell Crank Stud	3.090	17	Switch, Overdrive Kickdown	7.806
8	Nut	3.085	18	Swivel, Bell Crank	3.090
9	Clip, Tension Spring	3.400	19	Spring, Bell Crank Swivel	3.090
10	Rod, Pedal	3.085	20	Cotter Pin	3.090

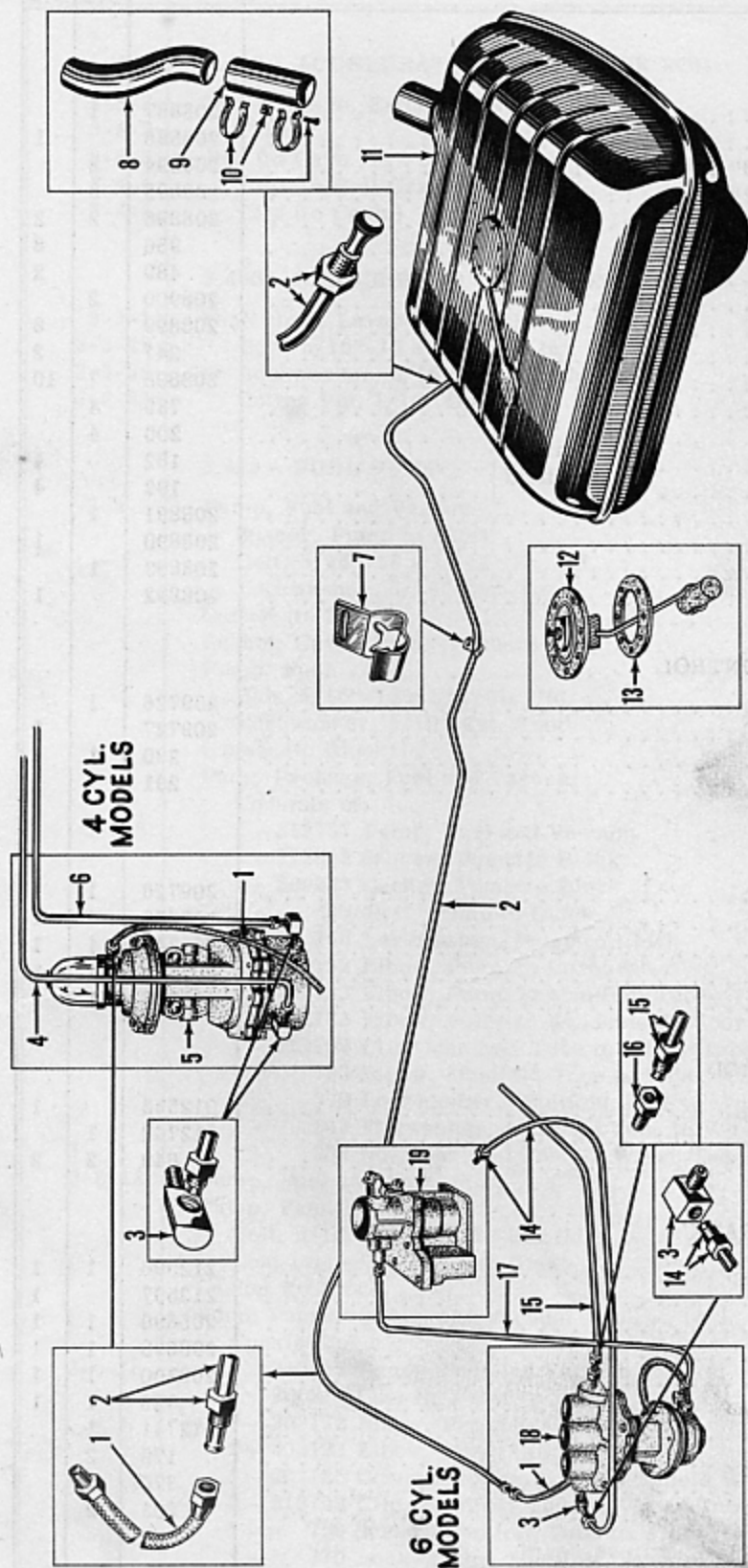


FIGURE 3-5—FUEL SYSTEM—4 AND 6 CYLINDER

KEY	PART NAME	GROUP	KEY	PART NAME	GROUP
1	Hose, Fuel Tank Line to Pump	3.550	11	Tank, Fuel.	3.520
2	Tube Assembly, Fuel Tank to Hose.	3.550	12	Gauge, Fuel, Tank Unit.	3.580
3	Elbow	3.560	13	Gasket, Fuel Gauge to Tank.	3.580
4	Tube Assembly, Pump to Windshield Wiper Tube	30.364	14	Tube Assembly, Pump to Intake Manifold.	3.560
5	Pump, Fuel and Vacuum.	3.470	15	Tube, Pump to Windshield Wiper	30.364
6	Tube Assembly, Pump to Intake Manifold.	3.560	16	Connector	3.560
7	Clip, Fuel Line to Frame	3.550	17	Tube Assembly, Pump to Carburetor	3.560
8	Tube, Fuel Tank Filler.	3.530	18	Pump, Fuel and Vacuum.	3.470
9	Hose, Fuel Tank Filler Tube	3.530	19	Carburetor.	3.690
10	Clamp.	3.530			

FUEL

FIGURE NUMBER	GROUP, PART NAME and DESCRIPTION	PART NUMBER	USED PER CAR MODEL	
			513	514
3.000 - INTAKE MANIFOLD				
3-1-19	Manifold (less Studs)	208887	1	
3-2-1	Manifold (less Studs)	208886		1
3-1-11	Stud, 3/8"-16 x 3/8"-24 x 2 1/8"	208894	2	
3-1-12	Stud, 3/8"-16 x 3/8"-24 x 1 1/2"	208895	3	
3-1-10	Stud, 3/8"-16 x 3/8"-24 x 1 3/4"	208896	2	2
3-2-4	Stud, 3/8"-16 x 3/8"-24 x 1 15/16"	956		8
	Dowel, 1/4" x 1/2"	489		2
	Retainer.	208900	2	
3-2-10	Retainer.	208899		8
3-2-12	Flatwasher, 13/32" Sm.	247		2
3-1-13	Nut	208898	7	10
3-1-17	Bolt, 5/16"-18 x 1" Hx. Hd.	735	4	
3-1-16	Lockwasher, 5/16" Int. Tooth	200	4	
3-2-16	Bolt, 3/8"-16 x 1 1/8" Hx. Hd.	182		4
3-2-15	Lockwasher, 3/8" Med.	192		4
3-1-9	Gasket (to Block)	208891	1	
3-2-3	Gasket (to Block)	208890		1
3-1-20	Gasket (to Exhaust Manifold)	208893	1	
3-2-6	Gasket (to Exhaust Manifold)	208892		1
3.020 - CARBURETOR CHOKE CONTROL				
	Control	209726	1	
	Control	209727		1
	Jam Nut, 3/8"-24 Hx.	290	1	1
	Lockwasher, 3/8" Ext. Tooth.	291	1	1
3.070 - ACCELERATOR PEDAL				
3-3-9	Pedal	209728	1	1
3-3-10	Pin, Pivot	207453	1	1
3-3-11	Clip, Pivot Pin	203746	1	1
3-3-12	Bracket (to Floor Pan)	209729	1	1
3-3-8	Boot	201908	1	1
3.085 - ACCELERATOR PEDAL ROD				
3-4-10	Rod	212595		1
3-3-7	Rod	212740	1	
3-3-15	Jam Nut, 1/4"-28 Hx.	649	2	2
3.090 - ACCELERATOR BELL CRANK				
3-3-18	Bell Crank	212596	1	1
3-4-5	Stud.	212597		1
3-3-19	Retainer	205690	1	1
3-3-14	Swivel	208698	1	1
3-3-16	Spring	208700	1	1
3-3-17	Cotter Pin, 3/64" Dia.	925	1	1
3-3-22	Bracket (incl. Pin)	212741	1	
3-3-5	Bolt, 1/4"-20 x 1/2" Hx. Hd.	179	2	
3-3-6	Lockwasher, 1/4" Ext. Tooth.	370	2	
3-3-20	Nut, 1/4"-20 Hx.	203	2	
3.400 - ACCELERATOR LINKAGE TENSION SPRING				
3-3-4	Spring	207457	1	1
3-3-21	Clip	212598	1	1

FUEL

3

FIGURE NUMBER	GROUP, PART NAME and DESCRIPTION	PART NUMBER	USED PER CAR MODEL	
			513	514
3.410 - ACCELERATOR BELL CRANK ROD				
3-3-3	Rod (to Carb. Extension Shaft)	212742	1	
3-3-2	Clip	200485	2	
3-4-3	Rod (to Carb.)	212599		1
3-4-4	Clip (to Bell Crank)	200485		1
3-4-1	Clip (to Carb.)	201919		1
3.450 - CARBURETOR EXTENSION SHAFT				
3-3-1	Shaft (incl. Lever and Bracket).	212743	1	
3-3-25	Bolt, 5/16"-18 x 5/8" Hx. Hd.	208	2	
3-3-26	Lockwasher, 5/16" Ext. Tooth	348	2	
3-3-23	Cotter Pin, 1/16" Dia.	472	1	
3.470 - FUEL PUMP				
3-5-5	Pump, Fuel and Vacuum	212737	1	
	Spacer, Pump to Block	212815	1	
	Bolt, 5/16"-18 x 1 1/2" Hx. Hd.	330	2	
	Lockwasher, 5/16" Ext. Tooth	348	2	
	Gasket (to Block)	200283	1	
	Gasket, Cover Plate (Vacuum Side)	206858	1	
	Pump, Fuel.	212376	1	
	Bolt, 5/16"-18 x 3/4" Hx. Hd.	183	2	
	Lockwasher, 5/16" Ext. Tooth	348	2	
	Gasket (to Block)	200283	1	
	Pump Package, Fuel and Vacuum	212735	1	
	Consists of:			
3-5-5	1 - 212737 Pump, Fuel and Vacuum			
	1 - 212815 Spacer, Pump to Block			
	2 - 200283 Gasket, Pump to Block			
	2 - 330 Bolt, Pump to Block			
	2 - 348 Lockwasher, Pump to Block			
	1 - 202132 Elbow, Pump to Carburetor			
	1 - 202123 Elbow, Pump to Manifold Tube			
	1 - 202123 Elbow, Pump to Windshield Wiper Tube			
	1 - 212709 Clip, Manifold Tube to Wiper Tube			
	1 - 759 Screw, Manifold Tube to Wiper Tube Clip			
	1 - 370 Lockwasher, Manifold Tube to Wiper Tube Clip			
	1 - 243 Flatwasher, Manifold Tube to Wiper Tube Clip			
	1 - 203 Nut, Manifold Tube to Wiper Tube Clip			
3-5-18	Pump, Fuel and Vacuum	212611		1
	Pump, Fuel.	212377		1
	Bolt, 5/16"-18 x 1 1/8" Hx. Hd.	296		2
	Lockwasher, 5/16" Ext. Tooth	348		2
	Gasket (to Block)	200283		1
	Pump Package, Fuel and Vacuum	212738		1
	Consists of:			
3-5-18	1 - 212611 Pump, Fuel and Vacuum			
	1 - 200283 Gasket, Pump to Block			
	1 - 202132 Elbow, Pump to Carburetor			
	2 - 202123 Elbow, Pump to Manifold Tube			
	1 - 202125 Connector, Pump to Windshield Wiper Tube			
	2 - 212709 Clip, Manifold Tube to Wiper Tube			
	1 - 759 Screw, Manifold Tube to Wiper Tube Clip			
	1 - 370 Lockwasher, Manifold Tube to Wiper Tube Clip			
	1 - 243 Flatwasher, Manifold Tube to Wiper Tube Clip			
	1 - 203 Nut, Manifold Tube to Wiper Tube Clip			

FUEL

FIGURE NUMBER	GROUP, PART NAME and DESCRIPTION	PART NUMBER	USED PER CAR MODEL	
			513	514
	3.472 - FUEL PUMP CAM LEVER			
	Lever (use on 212377 Pump)	213143		1
	Lever (use on 212611 Pump)	213144		1
	Spring	213145		1
	Pin	213146		1
	Retainer	213147		1
	Plug	213148		1
	3.474 - FUEL PUMP BODY SCREWS AND STRAINERS (212377 AND 212611 PUMPS)			
	Strainer, Fuel	213149		1
	Strainer, Vacuum	213150		1
	Spring, Vacuum Diaphragm	213151		1
	Screw with L/W, Fuel Valve Housing Cover	213152		2
	Screw with L/W, Fuel and Vacuum Valve Housing	213153		*
	3.480 - FUEL PUMP REPAIR KIT			
	Repair Kit (use on 212376 Fuel Pump)	213154	1	
	Repair Kit (use on 212737 Fuel and Vacuum Pump)	213155	1	
	Repair Kit (use on 212377 Fuel Pump)	213156		1
	Repair Kit (use on 212611 Fuel and Vacuum Pump)	213157		1
	3.490 - FUEL PUMP BOWL			
	Bowl	201577	1	
	Gasket	201578	1	
	Screen	213162	1	
	Bail (incl. Screw, Nut and Seat)	203260	1	
	3.500 - FUEL PUMP DIAPHRAGM KIT			
	Diaphragm Kit (Fuel Side) (use on 212376 Pump)	213158	1	
	Diaphragm Kit (Fuel Side) (use on 212737 Pump)	213159	1	
	Diaphragm Kit (Vacuum Side)	213160	1	
	Diaphragm Kit (use with 212376 Pump)	203344	1	
	Diaphragm Kit (use with 212737 Pump)	213161	1	
	3.505 - FUEL PUMP OIL SEAL			
	Oil Seal	213163	1	
	Gasket	213164	1	
	Oil Seal (Fuel Side)	206701	1	
	Oil Seal (Vacuum Side)	206699	1	
	3.520 - FUEL TANK			
3-5-11	Tank	209730	1	1
	Bolt, Front, 3/8"-16 x 1" Hx. Hd.	181	2	2
	Bolt, Rear, 3/8"-16 x 1" Rd. Hd. Carriage	957	1	1
	Anti-Squeak, Front	209731	2	2
	Anti-Squeak, Rear	200459	1	1
	Locknut, 3/8"-16 Hx.	958	3	3
30-2-7	Cap	209732	1	1

FUEL

3

FIGURE NUMBER	GROUP, PART NAME and DESCRIPTION	PART NUMBER	USED PER CAR MODEL	
			513	514
3.530 - FUEL TANK FILLER TUBE				
3-5-8	Tube	209733	1	1
3-5-9	Hose, 2 1/4" I.D. x 3 7/8"	200462	1	1
3-5-10	Clamp, 2 5/8" Dia.	202129	2	2
3.550 - FUEL TANK TO FUEL PUMP LINE				
3-5-2	Tube (161" Roll) (incl. Nuts)	212612	1	1
	Nut, 1/2"-20 x 5/16" Inv. Fl. Tube	202133	2	2
	Clip	205311	1	1
	Bolt, 5/16"-12 x 5/8" Hx. Hd. Tap	284	1	1
3-5-7	Clip (Tube to Frame)	207470	4	4
3-5-1	Hose, Fuel Line to Pump.	212378	1	1
	Elbow (Pump End)	201823	1	
3.560 - FUEL PUMP LINES				
	Tube, Pump to Carb. (incl. Nuts)	212379	1	
3-5-17	Tube, Pump to Carb. (incl. Nuts)	212380		1
	Nut, 1/2"-20 Hx. x 5/16" Inv. Fl. Tube	202133	2	2
	Elbow, 1/2"-20 x 1/8" Pipe 90° x 5/16" Inv. Fl. Tube	202132	1	1
3-5-16	Connector, 1/2"-20 x 1/8" Pipe x 5/16" Inv. Fl. Tube	202880	1	1
3-5-6	Tube, Pump to Intake Manifold (incl. Nuts)	212736	1	
3-5-14	Tube, Pump to Intake Manifold (incl. Nuts)	212515		1
	Nut, 7/16"-24 Hx. x 1/4" Inv. Fl. Tube	202143	2	2
3-5-3	Elbow, 7/16"-24 x 1/8" Pipe 90° x 1/4" Inv. Fl. Tube	202123	2	2
3.580 - FUEL GAUGE - TANK UNIT				
3-5-12	Gauge	209683	1	1
	Screw, No. 10-32 x 7/16" Rd. Hd. Cr. Rec.	539	6	6
	Flatwasher, No. 10	200469	6	6
3-5-13	Gasket	200470	1	1
	Nut, Terminal. No. 10-32 Hx.	202	1	1
	Lockwasher, No. 10 Ext. Tooth	294	1	1
3.690 - CARBURETOR				
1-1-21	Carburetor, Carter Models YF 820S, SA, SB	212548	1	
	Carburetor, Carter Model YF 814S (use Carburetor, Part No. 212882)			
1-2-2	Carburetor, Carter Models YF 833S, SA, SB	212882		1
3-1-21	Stud	208896	2	2
3-1-23	Lockwasher, 3/8" Sm.	247	2	2
3-1-24	Jam Nut, 3/8"-24 Hx. Lt.	290	2	2
3-1-22	Gasket (to Manifold)	212009	1	1
	Body Flange Assembly (YF 820S, SA, SB Carburetors)	213283	1	
	Body Flange Assembly (YF 814S, YF833S, SA, SB Carburetors)	213284		1
	Float (YF 820S, SA, SB; 833S, SA, SB Carb.)	212944	1	1
	Float (YF 814S Carb.)	212945		1
	Pin, Float Lever Fulcrum	212946	1	1
	Needle and Seat, Float (YF 820S, SA, SB; 833S, SA, SB Carb.)	212908	1	1
	Needle and Seat, Float (YF 814S Carb.)	212986		1
	Metering Rod, Std.	212948	1	
	Metering Rod, 1st Lean	213024	1	
	Metering Rod, 2nd Lean	213025	1	
	Metering Rod, Std.	212949		1
	Metering Rod, 1st Lean	213026		1
	Metering Rod, 2nd Lean	213027		1

