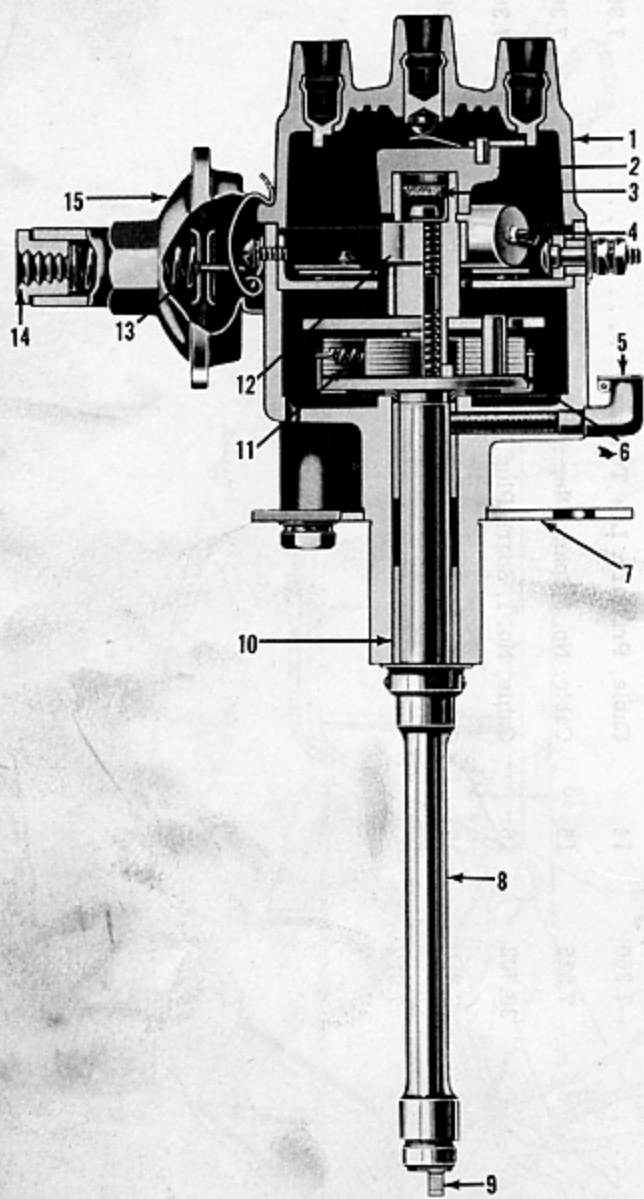


FIGURE 7-1—ELECTRICAL WIRING—INSTALLED VIEW

FIGURE 7-1—ELECTRICAL WIRING—INSTALLED VIEW

KEY	PART NAME	GROUP	KEY	PART NAME	GROUP
1	Cable, Headlight	7.546	10	Cable, Horn Blowing	7.536
2	Strap, Battery Ground	7.510	11	Cable, Oil Pressure Gauge-Engine Unit.	7.662
3	Cable, Battery to Solenoid.	7.510	12	Cable, No. 6, Spark Plug.	7.360
4	Harness, Chassis Wiring.	7.700	13	Cable, No. 2, 4 and 5, Spark Plug.	7.360
5	Cable, Secondary, High Tension.	7.360	14	Cable, Primary, Low Tension.	7.360
6	Cable, Horn Relay to Horn	7.525	15	Cable, No. 3 Spark Plug	7.360
7	Harness, Body Wiring	30.702	16	Cable, No. 1, Spark Plug.	7.360
8	Cable, Overdrive Rail Switch to Governor	7.810	17	Cable, Parking Light	7.568
9	Harness, Overdrive Wiring.	7.812			



**FIGURE 7-2—DISTRIBUTOR—
SECTIONAL VIEW**

KEY	PART NAME	GROUP
1	Cap, Distributor	7.302
2	Rotor, Distributor	7.332
3	Felt, Cam and Shaft	7.332
4	Condenser, Distributor.	7.318
5	Oiler, Distributor	7.302
6	Governor Weight, Drive Shaft	7.324
7	Arm, Distributor Advance.	7.308
8	Shaft and Governor, Distributor	7.324
9	Collar, Distributor Drive Shaft	7.330
10	Bushing, Distributor Drive Shaft	7.302
11	Spring Set, Shaft and Governor Weight.	7.324
12	Cam and Shaft, Distributor	7.332
13	Spring, Distributor Vacuum Chamber	7.338
14	Plug, Distributor Vacuum Chamber	7.338
15	Chamber, Distributor Vacuum.	7.334

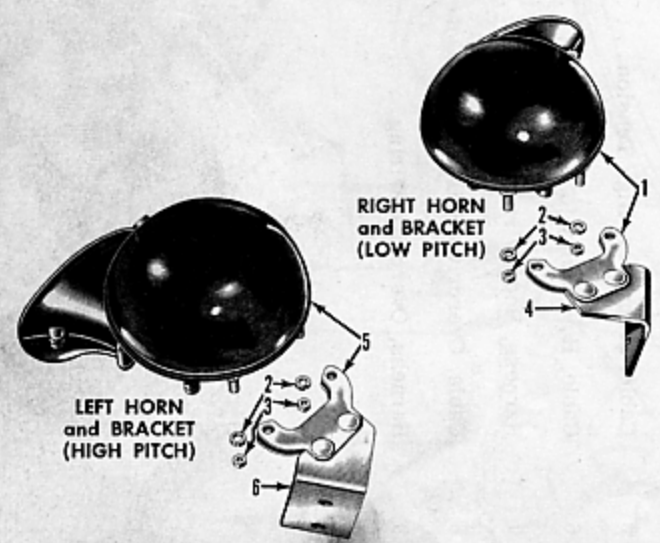


FIGURE 7-3—HORNS

KEY	PART NAME	GROUP
1	Horn Assembly, Right, Low Pitch.	7.520
2	Lockwasher, Horn to Bracket	7.520
3	Nut, Horn to Bracket	7.520
4	Bracket, Horn Mounting, Right.	7.520
5	Horn Assembly, Left, High Pitch	7.520
6	Bracket, Horn Mounting, Left	7.520

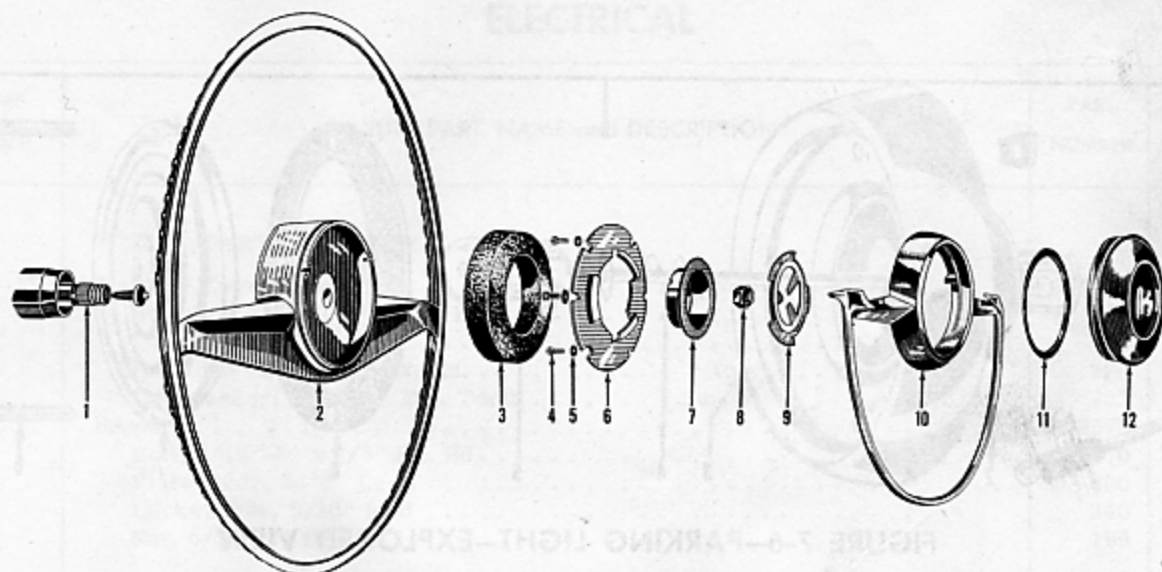


FIGURE 7-4—HORN BLOWING MECHANISM—EXPLODED VIEW

KEY	PART NAME	GROUP	KEY	PART NAME	GROUP
1	Cable, Horn Blowing	7.536	7	Cup, Horn Blowing Ground.	7.527
2	Wheel Assembly, Steering.	14.126	8	Nut, Wheel to Steering Gear Shaft. . .	14.126
3	Pad, Contact (Rubber)	7.527	9	Plate, Contact.	7.527
4	Screw, Spacer to Horn Blowing Ring. .	7.527	10	Ring, Horn Blowing	7.527
5	Lockwasher, Spacer to Horn Blowing Ring	7.527	11	Retainer, Horn Blowing Medallion . .	7.527
6	Spacer, Horn Blowing Plate.	7.527	12	Medallion.	7.527

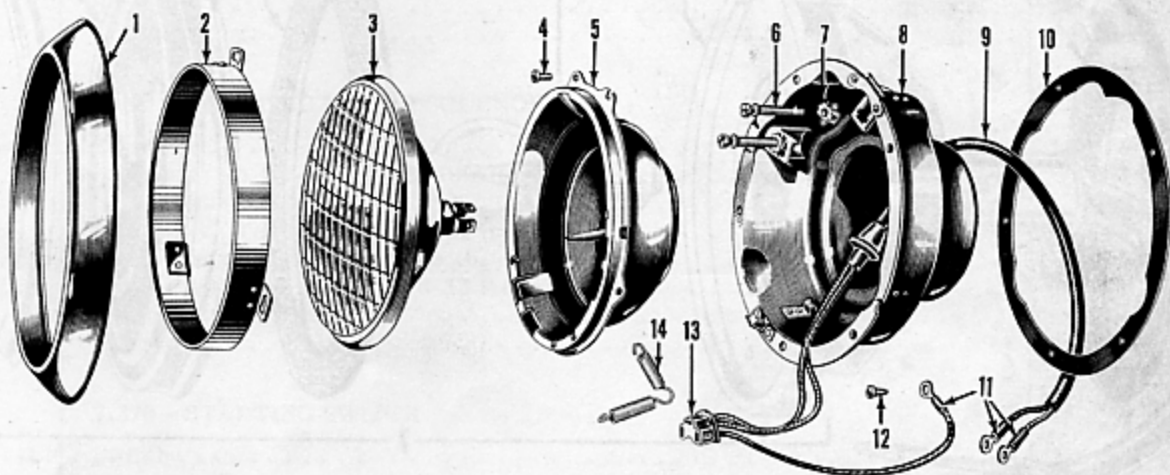


FIGURE 7-5—HEADLIGHT—EXPLODED VIEW

KEY	PART NAME	GROUP	KEY	PART NAME	GROUP
1	Door, Headlight.	7.540	8	Body, Headlight.	7.540
2	Retaining Ring, Sealed Beam	7.540	9	Cable	7.546
3	Sealed Beam Unit	7.540	10	Gasket, Headlight to Fender	7.540
4	Screw, Retaining Ring to Seat	7.540	11	Sleeve, Cable	7.546
5	Seat, Sealed Beam Unit.	7.540	12	Screw, Ground	7.546
6	Screw, Sealed Beam Adjusting.	7.540	13	Connector, Cable.	7.546
7	Nut, Sealed Beam Adjusting Screw . .	7.540	14	Spring, Adjusting.	7.540

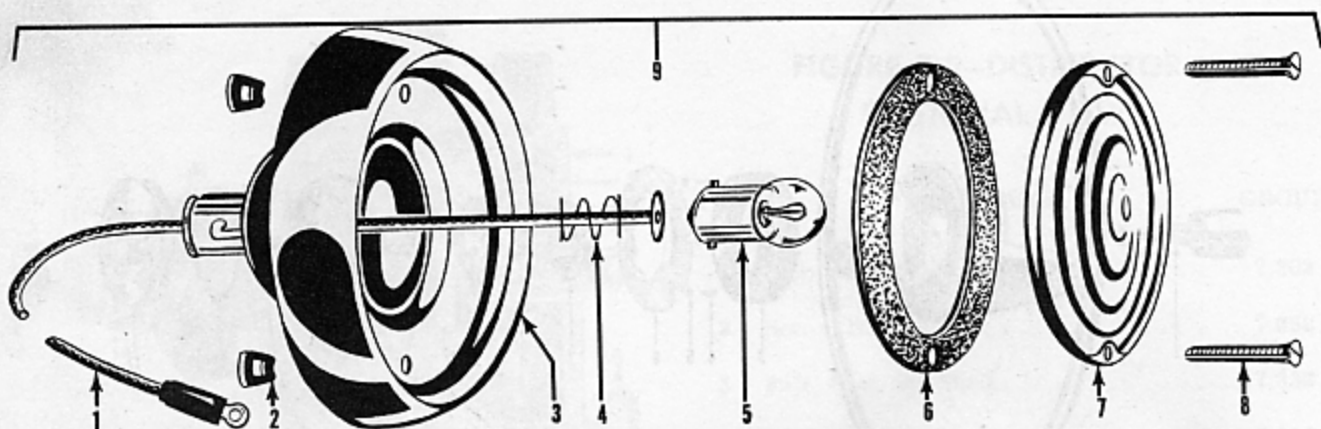


FIGURE 7-6—PARKING LIGHT—EXPLODED VIEW

KEY	PART NAME	GROUP	KEY	PART NAME	GROUP
1	Cable, Parking Light	7.568	5	Bulb, Parking Light	7.564
2	Nut, Parking Light Mounting	7.560	6	Gasket, Parking Light Lens.	7.563
3	Body, Parking Light (serviced in Parking Light 209987)	7.560	7	Lens, Parking Light.	7.563
4	Spring, Parking Light Cable Socket.	7.568	8	Screw, Parking Light Mounting	7.560
			9	Light, Parking	7.560

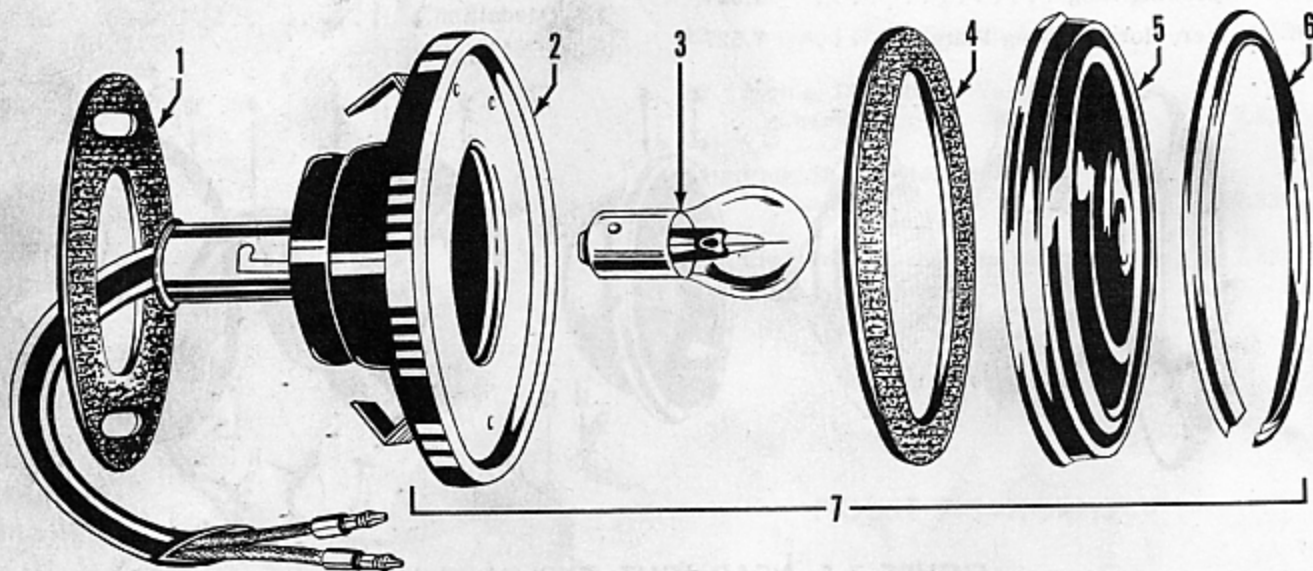


FIGURE 7-7—TAIL AND STOP LIGHT—EXPLODED VIEW

KEY	PART NAME	GROUP
1	Pad, Tail Light to Body	7.570
2	Body Assembly, Tail Light	7.571
3	Bulb, Tail Light	7.574
4	Gasket, Tail Light Lens	7.572
5	Lens, Tail Light	7.572
6	Retainer, Tail Light Lens	7.572
7	Light, Tail and Stop	7.570

ELECTRICAL

7

FIGURE NUMBER	GROUP, PART NAME and DESCRIPTION	PART NUMBER	USED PER CAR MODEL	
			513	514
	7.222 - STARTING MOTOR			
1-1-15	Starting Motor	212546	1	1
	Bolt, 3/8"-16 x 1 1/4" Hx. Hd	241		2
	Lockwasher, 3/8" Med	192		2
	Bolt, 3/8"-16 x 3/4" Hx. Hd. { to	220	1	
	Lockwasher, 3/8" Int. Ext. Tooth { Support }	221	1	
1-1-11	Support	209575	1	
	Bolt, 5/16"-24 x 7/8" Hx. Hd	270	1	
	Flatwasher, 5/16" Lg	300	1	
	Lockwasher, 5/16" Med	240	1	
	Nut, 5/16"-24 Hx	189	1	
	7.224 - STARTING MOTOR ARMATURE			
	Armature	212553	1	1
	7.236 - STARTING MOTOR BRUSH SET			
	Brush Set	212814	1	1
	7.238 - STARTING MOTOR COVER BAND			
	Band	212555	1	1
	7.244 - STARTING MOTOR BENDIX DRIVE			
	Bendix Drive Complete	212554	1	1
	Spring	201419	1	1
	Lock Ring	206273	1	1
	7.265 - STARTING MOTOR SOLENOID			
1-1-16	Solenoid	212556	1	1
	Screw, No. 10-32 x 5/16" Rd. Hd. Sl	266	2	2
	Lockwasher, No. 10	259	2	2
	Nut, Switch Terminal, 5/16"-24 Hx.	189	2	2
	Lockwasher, 5/16" Int. Tooth.	200	2	2
	Nut, Relay Terminal, No. 10-32 Hx.	202	1	1
	Lockwasher, No. 10	254	1	1
	Connector	212557	1	1
	7.270 - STARTING SWITCH			
19-1-1	Switch	212059	1	1
	7.300 - DISTRIBUTOR			
1-1-18	Distributor	212563	1	
	Bolt, 1/4"-20 x 9/16" Hx. Hd	394	1	
	Flatwasher, 1/4"	243	1	
1-2-11	Distributor	212564		1
	Bolt, 5/16"-18 x 1/2" Hx. Hd	322		1
	Lockwasher, 5/16" Med	240		1
	Flatwasher, 5/16" Sm.	225		1
	Nut, Terminal, No. 10-32 Hx	202	1	1
	Lockwasher, No. 10 (Spring Type)	254	1	1
	Flatwasher, No. 10 Plain	248	1	1

ELECTRICAL

FIGURE NUMBER	GROUP, PART NAME and DESCRIPTION	PART NUMBER	USED PER CAR MODEL	
			513	514
	7.302 - DISTRIBUTOR CAP			
7-2-1	Cap.	212577	1	
	Cap.	212576		1
	Base	212578	1	
	Base	213082		1
7-2-10	Bushing	200938	2	2
7-2-5	Oiler	200941	1	1
	Wick	200940	1	1
	7.308 - DISTRIBUTOR ADVANCE ARM			
7-2-7	Arm	212579	1	
	Arm	212580		1
	Bolt, 1/4"-20 x 5/8" Hx. Hd.	257	1	1
	Flatwasher, 1/4"	243	1	1
	Lockwasher, 1/4"	190	1	1
	7.310 - DISTRIBUTOR BREAKER PLATE			
	Plate Complete	212581	1	1
	Screw, No. 8-32 x 5/16" Rd. Hd.	581	2	2
	Lockwasher, No. 8 (Spring Type)	253	2	2
	7.316 - DISTRIBUTOR BREAKER POINT SET			
	Point Set	212592	1	1
	Contact Lead.	212591	1	1
	Ground Lead.	212590	1	1
	Screw, No. 8-32 x 3/16" Fil Hd. (Contact Lead)	200955	1	1
	Screw, No. 8-32 x 1/4" Fil. Hd. (Contact Lead)	917	1	1
	Washer (Contact Lead)	212589	1	1
	Lockwasher, No. 8 (Spring Type) (Contact Lead)	253	1	1
	Screw, No. 6-32 x 3/16"	212588	1	1
	Washer, No. 6 (Contact Arm Spring)	200957	1	1
	7.318 - DISTRIBUTOR CONDENSER			
7-2-4	Condenser	212594	1	1
	Screw, No. 6-32 x 5/32" Fil. Hd. Sl.	200962	1	1
	Lockwasher, No. 6.	204031	1	1
	7.324 - DISTRIBUTOR DRIVE SHAFT AND GOVERNOR			
7-2-8	Drive Shaft.	212607	1	
	Drive Shaft.	212606		1
	Grommet, Oil Seal (used with Shaft less Spiral Groove)	212913	1	1
7-2-6	Governor Weight	212605	2	2
	Spring Set, Governor Weight	212604	1	
7-2-11	Spring Set, Governor Weight	212603		1
	Thrustwasher, Upper	212602	1	1
	Thrustwasher, Upper	212601	1	1
	Thrustwasher, Lower	200943	1	1
	Spring, Anti-Rattle	200948	1	
	7.330 - DISTRIBUTOR DRIVE SHAFT COLLAR			
7-2-9	Collar	212608	1	1
	Pin	200946	1	1

ELECTRICAL

7

FIGURE NUMBER	GROUP, PART NAME and DESCRIPTION	PART NUMBER	USED PER CAR MODEL	
			513	514
	7.332 - DISTRIBUTOR CAM			
	Cam and Shaft	212614	1	
7-2-12	Cam and Shaft	212613		1
	Spacer	200966	1	1
	Snap Ring	200967	1	1
7-2-3	Felt	200968	1	1
7-2-2	Rotor	212632	1	1
	7.334 - DISTRIBUTOR VACUUM CHAMBER			
1-1-17	Chamber	212634	1	
7-2-15	Chamber	212633		1
	Screw, No. 10-32 x 1/4" Fil. Hd. Sl.	200977	2	2
	Lockwasher, No. 10	259	2	2
	7.338 - DISTRIBUTOR VACUUM CHAMBER SPRING			
	Spring (Black)	204764	1	
7-2-13	Spring (Black)	212635		1
	Washer, .010.	202744	*	*
	Washer, .032.	202743	*	*
	Washer, .065.	202745	*	*
7-2-14	Plug	212641	1	1
	Gasket	212640	1	1
	Clip, Vacuum Control Arm	212639	1	1
	7.340 - DISTRIBUTOR VACUUM CHAMBER TUBE			
	Tube	212060	1	
	Tube	212061		1
	Nut, 3/8"-24 Hx. 3/16" Inv. Fl. Tube.	202142	2	2
	Connector, 3/8"-24 x 1/8" Pipe 3/16" Inv. Fl. Tube.	202127	1	1
	7.344 - DISTRIBUTOR MAIN DRIVE SHAFT			
	Spring	209602	1	1
	7.346 - IGNITION COIL			
1-1-19	Coil	204932	1	1
	Stud	208943	2	2
	Flatwasher, 1/4"	243	2	2
	Spacer	212062	2	2
	Lockwasher, 1/4" Med	190	2	2
	Nut, 1/4"-28 Hx.	261	2	2
	Nut, Terminal, No. 10-32 Hx	202	2	2
	Lockwasher, No. 10 Ext. Tooth.	294	2	2
	7.350 - IGNITION SWITCH			
19-1-8	Switch	212063	1	1
	Bezel	202929	1	1
	Nut, Terminal, No. 10-32 Hx	202	2	2
	Lockwasher, No. 10 Ext. Tooth.	294	2	2
	7.352 - IGNITION SWITCH LOCK CYLINDER AND KEY			
	Cylinder and Key	212702	1	1
	Key, Blank, for Code No. C.H. 501 to 750.	203882	*	*

*As Required

ELECTRICAL

FIGURE NUMBER	GROUP, PART NAME and DESCRIPTION	PART NUMBER	USED PER CAR MODEL	
			513	514
	7.352 - IGNITION SWITCH LOCK CYLINDER AND KEY (Cont'd)			
	Key, Cut, Code No. C.H. 501 to 750	203887	*	*
	Cylinder and Key Kit (incl. Ignition Lock Cylinder, Door Lock Cylinder and Keys).	213096	1	1
	7.360 - IGNITION CABLES			
	Cable, Primary (Low Tension)	212064	1	
7-1-14	Cable, Primary (Low Tension)	200802		1
	Cable, Secondary (High Tension)	212065	1	
7-1-5	Cable, Secondary (High Tension)	212066		1
	Nipple	201171	2	2
7-1-16	Cable, No. 1 Spark Plug	212505		1
	Cable, No. 1 Spark Plug	212503	1	
7-1-13	Cable, No. 2 Spark Plug	212506		1
	Cable, No. 2 Spark Plug	212502	1	
7-1-15	Cable, No. 3 Spark Plug	212504		1
	Cable, No. 3 Spark Plug	212501	1	
7-1-13	Cable, No. 4 Spark Plug	212506		1
	Cable, No. 4 Spark Plug	212501	1	
7-1-13	Cable, No. 5 Spark Plug	212506		1
7-1-12	Cable, No. 6 Spark Plug	212509		1
	Nipple	201171	4	6
	Retainer Complete, Ignition Cables	212513		1
	Bracket, Ignition Cables Support	212511	1	
	Grommet	212512	1	
	Cable Set, Ignition	213520	1	
	Cable Set, Ignition	213521		1
	7.375 - SPARK PLUG			
	Spark Plug (14 M.M.)	200019	4	6
	Gasket (14 M.M.)	202939	4	6
	7.400 - GENERATOR			
1-1-3	Generator	212558	1	1
	Bolt	209706	2	
	Insulator	209707	2	
	Washer	209708	2	
	Washer (1 1/8" O.D.)	209709	2	
	Locknut, 5/16"-24 Hx.	326	2	2
	Bolt, 5/16"-24 x 1" Hx. Hd	210		2
	7.402 - GENERATOR ARMATURE			
	Armature	212559	1	1
	7.420 - GENERATOR BRUSH			
	Brush Set	205857	1	1
	7.426 - GENERATOR COVER BAND			
	Band	212561	1	1
	7.434 - GENERATOR DRIVE PULLEY			
	Drive Pulley	212562	1	1

FIGURE NUMBER	GROUP, PART NAME and DESCRIPTION	PART NUMBER	USED PER CAR MODEL	
			513	514
	7.460 - GENERATOR ADJUSTING LINK			
	Link	212067	1	
	Link	212068		1
	Bolt, 5/16"-18 x 7/8" Hx. Hd. { to }	209	1	1
	Lockwasher, 5/16" Ext. Tooth { Generator }	348	1	1
	Lockwasher, 5/16" Sm. { }	225	1	1
	Bolt, 5/16"-18 x 1 1/8" Hx. Hd. { to }	296	1	
	Bolt, 5/16"-18 x 1 3/4" Hx. Hd. { Block }	587		1
	7.465 - GENERATOR BRACKET			
1-1-8	Bracket	212069	1	
	Bolt, 3/8"-16 x 7/8" Hx. Hd. { to }	268	2	
	Lockwasher, 3/8" Med. { Block }	192	2	
1-2-9	Bracket	209576		1
	Bolt, 5/16"-18 x 3/4" Hx. Hd. { to }	183		2
	Lockwasher, 5/16" Med. { Block }	240		2
	7.470 - GENERATOR VOLTAGE REGULATOR			
	Regulator	201343	1	1
	Screw, No. 12-14 x 5/8" Pan Hd. Cr. Rec. Tap	497	3	3
	Screw, Terminal, No. 10-32 x 5/16" Rd. Hd. Cr. Rec.	266	3	3
	Lockwasher, No. 10 Int. Tooth	259	3	3
	7.500 - STORAGE BATTERY			
	Battery, serviced at any Battery Service Station			
18-2-12	Retainer	207763	1	1
18-2-11	Bolt, 3/8"-16 x 7 1/2" Carriage	967	2	2
	Bolt, 3/8"-16 x 2 3/4" Rd. Hd. Carriage	981	2	2
18-2-13	Wing Nut, 3/8"-16	269	2	2
	Brace (approx. 10 1/2" Long)	212070	1	1
	Bolt, 5/16"-18 x 5/8" Hx. Hd.	208	1	1
	Lockwasher, 5/16" Ext. Tooth	348	1	1
	Nut, 5/16"-18 Hx.	205	1	1
18-2-10	Brace, Front (approx. 4" Long)	212894	1	1
18-2-14	Brace, Rear (approx. 7" Long)	212895	1	1
	Bolt, 1/4"-20 x 1/2" Hx. Hd.	179	2	2
	Lockwasher, 1/4" Ext. Tooth	370	2	2
	Nut, 1/4"-20 Hx.	203	2	2
	7.510 - BATTERY CABLE			
7-1-2	Cable, Battery Ground	212072	1	1
	Bolt, 5/16"-18 x 1 1/4" Sq. Hd. { to }	201345	1	1
	Nut, 5/16"-18 Hx. { Battery }	201346	1	1
	Bolt, 5/16"-18 x 7/8" Hx. Hd. { to }	209	1	1
	Lockwasher, 5/16" Ext. Tooth { Ground }	348	1	1
	Lockwasher, 5/16" Int. Ext. Tooth { Terminal }	226	1	1
	Nut, 5/16"-18 Hx. { }	205	1	1
7-1-3	Cable, Battery to Starter Solenoid	212073	1	1
	Bolt, 5/16"-18 x 1 1/4" Sq. Hd.	201345	1	1
	Nut, 5/16"-18 Hx.	201346	1	1

ELECTRICAL

FIGURE NUMBER	GROUP, PART NAME and DESCRIPTION	PART NUMBER	USED PER CAR MODEL	
			513	514
	7.520 - HORNS			
7-3-1	Horn, Low Pitch, Right (incl. Bracket)	212074	1	1
7-3-5	Horn, High Pitch, Left (incl. Bracket)	212075	1	1
7-3-2	Lockwasher, 1/4"	190	2	2
7-3-3	Nut, 1/4"-28 Hx.	261	2	2
7-3-4	Bracket, Right (used with Low Pitch).	212076	1	1
7-3-6	Bracket, Left (used with High Pitch)	212077	1	1
	Bolt, 1/4"-20 x 5/8" Rd. Hd. Cr. Rec	505	2	2
	Lockwasher, 1/4" Ext. Tooth	370	2	2
	Speednut.	207546	2	2
	Cable, Right to Left Horn	212078	1	1
	Clip (on Dash Panel).	212079	4	4
	7.525 - HORN RELAY			
	Relay.	212080	1	1
	Screw with L/W.	212663	2	2
7-1-6	Cable, Relay to Horn	212081	1	1
	Sleeve, 3/16" I.D. x 1"	200997	2	2
	7.527 - HORN BLOWING MECHANISM			
7-4-12	Medallion.	212082	1	1
7-4-11	Retainer.	212083	1	1
	Bezel, Horn Medallion	212084	1	1
	Screw, No. 6-32 x 1/4" Rd. Hd. Cr. Rec	671	3	3
	Lockwasher, No. 6 Ext. Tooth	518	3	3
7-4-10	Ring, Horn	212085	1	1
7-4-4	Screw, No. 6-32 x 1/4" Rd. Hd. Cr. Rec	671	3	3
7-4-5	Lockwasher, No. 6 Ext. Tooth	518	3	3
7-4-7	Cup, Ground	212086	1	1
7-4-6	Spacer, Contact Plate	212088	1	1
7-4-9	Plate, Contact	212087	1	1
7-4-3	Pad, Contact (Red Rubber) (used with Horn Ring).	207776	1	1
	Pad, Contact (Black Rubber) (used with Bezel)	207775	1	1
	Washer, Contact Horn Blowing Terminal	212775	1	1
	7.536 - HORN BLOWING RING CABLE			
7-1-10	Cable	212818	1	1
	Sleeve, 9/64" I.D. x 1"	200998	1	1
	Washer, Terminal	207778	1	1
	Plate, Terminal.	207779	1	1
	7.540 - HEADLIGHT			
	Headlight	207780	2	2
7-5-8	Body, Headlight.	201523	2	2
	Screw, No. 12-11 x 1/2" Rd. Hd. Cr. Rec	765	10	10
	Lockwasher, 1/4" Ext. Tooth	370	10	10
7-5-10	Gasket (to Fender).	200806	2	2
7-5-1	Door	200807	2	2
	Screw, No. 10-32 x 1/2" Ov. Hd.	200808	2	2
7-5-3	Sealed Beam Unit.	200810	1	1
7-5-5	Seat (incl. Screws).	200811	1	1
7-5-14	Spring	200813	2	2
7-5-2	Retaining Ring.	200812	1	1
7-5-4	Screw, No. 8-32 x 5/16" Fil. Hd. Sl	201436	6	6

ELECTRICAL

7

FIGURE NUMBER	GROUP, PART NAME and DESCRIPTION	PART NUMBER	USED PER CAR MODEL	
			513	514
	7.540 - HEADLIGHT (Cont'd)			
7-5-6	Screw, Beam Adjusting	200814	2	2
7-5-7	Nut, 1/4"-28	200815	2	2
	7.546 - HEADLIGHT CABLE			
7-1-1	Cable	207781	1	1
7-5-11	Sleeve, 9/64" I.D. x 1"	200998	*	*
7-5-13	Connector (incl. Terminals)	206899	2	2
7-5-12	Screw, Ground	202722	1	1
	Grommet (located in Left Shroud)	206336	1	1
	7.550 - HEADLIGHT CABLE TERMINAL BLOCK			
	Block (3 Post)	201598	1	1
	Screw, No. 14-14 x 1/2" Washer Head	207542	2	2
	Nut, Terminal, No. 10-32 Hx	202	3	3
	Lockwasher, No. 10 Ext. Tooth	294	3	3
	7.553 - HEADLIGHT SWITCH			
	Switch	212091	1	1
	Nut	212092	1	1
	Screw, Terminal, No. 8-32 x 1/4" Rd. Hd. Cr. Rec.	357	5	5
	Lockwasher, No. 8 Int. Tooth	273	5	5
	Fuse (30 Amp.)	202899	1	1
19-1-2	Knob	212093	1	1
	7.554 - HEADLIGHT DIMMER SWITCH			
	Switch	204545	1	1
	Bolt, 1/4"-20 x 3/8" Rd. Hd. Cr. Rec	474	2	2
	Lockwasher, 1/4" Ext. Tooth	370	2	2
	Screw, Terminal, No. 8-32 x 1/4" Rd. Hd. Cr. Rec	357	2	2
	Lockwasher, No. 8 Int. Tooth	273	2	2
	Baffle (Rubber)	212533	1	1
	7.556 - HEADLIGHT BEAM INDICATOR LIGHT SOCKET			
	Socket	212094	1	1
	Spring	200995	1	1
	Bushing	200994	1	1
	Terminal	200992	1	1
	Bulb, 6-8V, 1 C.P., S.C.	201462	1	1
	7.560 - PARKING LIGHT			
7-6-9	Light	209987	2	2
7-6-8	Screw, No. 8-32 x 1 1/4" Ov. Hd. Sl.	940	4	4
7-6-2	Nut	207399	4	4
30-1-3	Housing, Right (Chrome) (in Grille)	212096	1	1
30-1-46	Housing, Left (Chrome) (in Grille)	212095	1	1
	7.563 - PARKING LIGHT LENS			
7-6-7	Lens	209989	2	2
7-6-6	Gasket	209996	2	2

*As Required

ELECTRICAL

FIGURE NUMBER	GROUP, PART NAME and DESCRIPTION	PART NUMBER	USED PER CAR MODEL	
			513	514
	7.564 - PARKING LIGHT BULB			
7-6-5	Bulb, 6-8V, 3C.P., S.C.	201600	2	2
	7.568 - PARKING LIGHT CABLE			
7-1-17	Cable (incl. Terminals)	209990	2	2
	Sleeve, 9/64" I.D. x 1"	200998	*	*
7-6-4	Spring	200860	2	2
	Clip (on Grille)	205359	2	2
	Grommet (on Grille Support)	202160	1	1
	7.570 - TAIL LIGHT			
7-7-7	Light, Tail and Stop	209991	2	2
7-7-1	Pad	212097	2	2
	7.571 - TAIL LIGHT BODY			
7-7-2	Body (incl. Socket and Cable)	209992	2	2
	7.572 - TAIL LIGHT LENS			
7-7-5	Lens	209993	2	2
7-7-6	Retainer	209994	2	2
7-7-4	Gasket	209995	2	2
	7.574 - TAIL LIGHT BULB			
7-7-3	Bulb, 6-8V, 2 1/3 C.P., D.C.	204579	2	2
	7.643 - INSTRUMENT LIGHTS SOCKET			
	Socket, Light	200993	1	1
	Socket, Oil Pressure and Battery Charge Indicator Light	200521	2	2
	Spring	200995	*	*
	Bushing	200994	*	*
	Terminal	200992	*	*
	Sleeve, 9/64" I.D. x 1"	200998	*	*
	Bulb, 6-8V, 2 C.P., S.C.	201502	4	4
	7.650 - STOP LIGHT SWITCH			
	Switch	201466	1	1
	7.652 - CIGAR LIGHTER			
	Nut, Terminal, No. 8-32 Hx.	272	1	1
	Lockwasher, No. 8 Int. Tooth.	273	1	1
19-1-10	Knob and Element	212100	1	1
	Base and Clamp	201504	1	1
	Element	202042	1	1
	Cable, Feed	212101	1	1
	7.660 - FUEL GAUGE TANK UNIT CABLE			
	Cable	212102	1	1
	Grommet (located on Rear Floor Pan)	212539	1	1
	Clip (located on Fuel Tank Flange)	205359	1	1

*As Required

ELECTRICAL

7

FIGURE NUMBER	GROUP, PART NAME and DESCRIPTION	PART NUMBER	USED PER CAR MODEL	
			513	514
	7.662 - OIL PRESSURE GAUGE ENGINE UNIT CABLE			
7-1-11	Cable (13" Long)	212103	1	1
	Clip (on Cowl Panel).	212104	1	1
	7.700 - CHASSIS WIRING HARNESS			
7-1-4	Harness	212105	1	1
	Terminal, Eyelet Type, No. 8 Hole (Two) 10-14 Gauge Wire	845	2	2
	Terminal, Socket Type, 14-16 Gauge Wire	201458	4	4
	Terminal, Cap Type, 14-18 Gauge Wire	200992	5	5
	Terminal, Eyelet Type, No. 8 Hole, 14-16 Gauge Wire	860	4	4
	Terminal, Eyelet Type, No. 10 Hole, 10-12 Gauge Wire	799	4	4
	Terminal, Eyelet Type, No. 10 Hole, 10-12 Gauge Wire	819	3	3
	Terminal, Eyelet Type, No. 10 Hole, 14-16 Gauge Wire	798	9	9
	Terminal, Plug Type, 14-16 Gauge Wire	201214	1	1
	Terminal, Eyelet Type, 10-12 Gauge Wire	950	2	2
	Terminal, Slotted Type, 10-12 Gauge Wire	949	1	1
	Terminal, Eyelet Type, 10-12 Gauge Wire	948	3	3
	Terminal, Eyelet Type, 5/16" Hole, 10-12 Gauge Wire	993	1	1
	Sleeve, 15/64" I.D. x 1"	200999	3	3
	Sleeve, 9/64" I.D. x 1"	200998	14	14
	Sleeve, 3/16" I.D. x 1"	200997	11	11
	Grommet (on Cowl)	207921	1	1
	Clip	205336	1	1
	Screw, No. 10-12 x 3/8" Rd. Hd. Rec. Tap	609	1	1
	Nut	207093	1	1
	Clip (on Fender Mounting Bolts)	207920	2	2
	Clip (on Cowl Panel)	212468	2	2
	Clip (on Body Brace)	212466	1	1
	Palnut, 7/16"-20	212467	2	2
	7.800 - OVERDRIVE SOLENOID			
9-2-30	Solenoid	212518	1	1
	Bolt, 5/16"-18 x 5/8" Hx. Hd.	208	2	2
	Lockwasher, 5/16" Ext. Tooth	348	2	2
9-2-29	Oil Seal	200914	1	1
	7.802 - OVERDRIVE RAIL SWITCH			
9-2-52	Switch	200915	1	1
	Screw, No. 10-24 x 1/2" Rd. Hd. Cr. Rec.	473	2	2
	Lockwasher, No. 10 Med.	254	2	2
9-2-53	Gasket	200918	1	1
	7.804 - OVERDRIVE SOLENOID RELAY			
	Relay	207923	1	1
	Screw, No. 14-10 x 1/2" Rd. Hd. Cr. Rec.	619	2	2
	Fuse (20 Amp.)	201818	1	1
	7.806 - OVERDRIVE KICKDOWN SWITCH			
3-3-13	Switch	207924	1	1
	Nut, 7/16"-20 Hx.	203387	1	1
	Lockwasher, 7/16" Ext. Tooth	637	1	1
	Screw, Terminal, No. 8-32 x 1/4" Rd. Hd. Cr. Rec	357	4	4

ELECTRICAL

FIGURE NUMBER	GROUP, PART NAME and DESCRIPTION	PART NUMBER	USED PER CAR MODEL	
			513	514
	7.806 - OVERDRIVE KICKDOWN SWITCH (Cont'd)			
	Lockwasher, No. 8 Int. Tooth.	273	4	4
	Button Plug, Overdrive Kickdown Switch Mounting Hole (for use when Overdrive is not specified)	212739	1	1
	7.810 - OVERDRIVE RAIL SWITCH TO GOVERNOR CABLE			
7-1-8	Cable.	203324	1	1
	7.812 - OVERDRIVE WIRING HARNESS			
7-1-9	Harness (Lead to Starter Solenoid 38")	212106	1	1
	Harness (Lead to Starter Solenoid 17")	212964	1	1
	Connector (to Overdrive Relay) (incl. 6" of Cables)	209997	1	1
	Clip, Harness Overdrive Wiring (located on left side of Dash Panel)	205336	1	1
	Screw, No. 10-12 x 3/8" Rd. Hd. Cr. Rec. Tap	609	1	1
	Clip, Harness Overdrive Wiring (located in Accelerator Push Rod Hole)	205693	1	1
	Clip, Harness to Overdrive Cable.	203018	1	1