

Fig. 11—Standard Transmission

- | | | |
|---|---|--------------------------------------|
| 205797—1949-50, Mod. 491, 501 | 21* COUNTERSHAFT | 204307—1949-50, all models, |
| 212319—1951-54, all models, | 201312—1947-54, all models | ratio 3.73:1 |
| shaft only | | 207980—1951-54, all models, |
| | | ratio 4.55 |
| 13 SNAP RING, SECOND AND HIGH | 22 BOLT, RETAINER | Note: Gears available for other axi |
| SYNCHRONIZER | 717—1949, Mod. 491, %x1% | ratios. |
| 201282—1947-54, all models | 268—1947-54, all models, %x7% | |
| | 181—1947-54, all models, %x1 | |
| 14 THRUSTWASHER, COUNTERSHAFT | 23 LOCKWASHER | 33 SEAL, MAIN SHAFT OIL |
| GEAR CLUSTER, Front | 24 LOCKPLATE | 201311—1947-50, all models |
| 201314—1947-54, all models | | 207960—1951-54, all models |
| 15* GEAR CLUSTER, COUNTERSHAFT | 25* SHAFT, REVERSE IDLER GEAR | 34 FLANGE, PROPELLER SHAFT |
| 201313—1947-54, all models | 201322—1947-54, all models | 201022—1947-48, model K100 |
| | | 201803—1947-50, all models |
| 16 THRUSTWASHER, CLUSTER GEAR | 26 BUSHING, REVERSE IDLER GEAR | 208973—1951-54, all models, |
| Rear | 201321—1947-54, all models | slip yoke and plug |
| 201315—1947-51, all models, | 27* GEAR ASSY, REVERSE IDLER, | 35 FLATWASHER |
| 1.15/16 in. O.D. | Incl. Bushing | 36 LOCKWASHER |
| 201316—1947-54, all models, | 201320—1947-54, all models | 37 NUT |
| 1.19/32 in. O.D. | | 38 SHOE, LOW AND REVERSE |
| 17 THRUSTWASHER, CLUSTER GEAR | 28 SNAP RING, MAIN SHAFT BEARING | SHIFTING |
| Rear | 201302—1947-54, all models | 201324—1947-54, all models |
| See item 16. | | 39 LEVER AND SHAFT, LOW AND |
| 18 WASHER, COUNTERSHAFT GEAR | 29* BEARING, MAIN SHAFT | REVERSE SHIFTING, Inner |
| BEARING | 201301—1947-51, all models | 204844—1947-54, all models |
| 201319—1947-54, all models | 201274—1951-54 | 40 SPRING SHIFTING LEVER POPPET |
| | | BALL |
| 19 SPACER, COUNTERSHAFT GEAR | 30 GASKET, MAINSHAFT BEARING | 201330—1947-54, all models |
| BEARING | RETAINER | 41 PIN, SHIFTING LEVER POPPET |
| 201818—1947-54, all models | 201309—1947-54, all models | BALL |
| | | 203076—1947-48, all models |
| 20* BEARING, COUNTERSHAFT GEAR | 31 RETAINER, MAIN SHAFT BEARING | 204846—1949-54, all models |
| Roller | 201307—1947-50, all models ex. | |
| 201317—1947-54, all models | 491 | |
| | 205800—1949-50, mod. 491, 501 | |
| | 208712—1951-54, all models | |
| | 32 GEAR, SPEEDOMETER DRIVE | |
| | 202315—1947-48, all models, | |
| | ratio 3.73:1 | |

continued

STANDARD TRANSMISSION
 —continued

- 42 **FLATWASHER**
201339—1947-54, all models...
- 43 **LOCKWASHER**
240—1947-54, all models.....
- 44 **NUT**
205—1947-54, all models.....
- 45 **LEVER ASSY., LOW AND REVERSE SHIFTING, Outer**
201337—1947-48, all models...
204885—1949-50, all models...
207963—1951-54, all models...
- 46 **BALL, SHIFTING LEVER POPPET**
201329—1947-54, all models...
- 47 **SLEEVE, SHIFTING LEVER POPPET BALL**
201331—1947-54, all models, not marked, 1.299 long.....
201332—1947-54, all models, marked "A," 1.295 long.....
201333—1947-54, all models, marked "B," 1.291 long.....
201334—1947-54, all models, marked "C," 1.287 long.....
201335—1947-54, all models, marked "B," 1.303 long.....
- 48 **INSULATOR, SHIFTING LEVER, Outer**
201340—1947-54, all models...
- 49 **LEVER ASSY., SECOND AND HIGH, Outer**
201338—1947-48, model K100...
202317—1947-48, all models...
204884—1949-50, all models...
207964—1951-54, all models...
- 50 **SEAL, SHIFTING LEVER OIL, Inner**
200903—1947-54, all models...
- 51 **LEVER AND SHAFT, SECOND AND HIGH**
204845—1947-48, all models...
204845—1949-54, all models...
- 52 **FORK, SECOND AND HIGH SHIFTING**
201325—1947-54, all models...
- 53 **PIN**
201327—1947-54, all models...
- 54 **CASE ASSY.**
201268—1947-50, all models...
207957—1951-54, all models...
201269—1951-54, all models, overdrive.....
- 55 **PLUG, EXPANSION**
201271—1947-48, all models...
672—1949-54, all models.....
- 56 **RETAINER, DRIVE PINION BEARING**
201276—1947-54, all models...
- 57 **SNAP RING, DRIVE PINION BEARING**
201282—1947-54, all models, .0625 thick, 1 15/64 in. I.D....
- 58 **SNAP RING, DRIVE PINION BEARING**
201286—1947-54, all models, .086 thick, 2 11/16 in. I.D....

- 59* **BEARING, DRIVE PINION**
201274—1947-54, all models...
- 60 **SLINGER, DRIVE PINION BEARING**
201287—1947-54, all models...
- 61 **NOT SERVICED SEPARATELY**
See Item 64
- 62 **GASKET, DRIVE PINION BEARING RETAINER**
201278—1947-54, alt mod., .009
201279—1947-54, alt mod., .0135
201280—1947-54, alt mod., .018
201281—1947-54, alt mod., .025
- 63 **PLUG, FILLER AND DRAIN**
201270—1947-54, all models...
- 64* **PINION ASSY., DRIVE, Inc. Bearing**
201273—1947-54, all models...

- 5 **BAFFLE, MAIN SHAFT BEARING**
201306—1947-54, all models...
- 6 **GASKET**.....
- 7 **ADAPTER, OVERDRIVE HOUSING**
201308—1947-54, all models...
- 8 **GEAR AND BLOCKING RING, STATIONARY**
200870—1947-54, all models...
- 9 **PLATE, STATIONARY GEAR COVER**
200877—1947-54, all models...
- 10 **SNAP RING, STATIONARY GEAR COVER PLATE**
200878—1947-54, all models, .0625 thick.....
200879—1947-54, all models, .0625 thick.....
200880—1947-54, all models, .0625 thick.....
- 11 **GEAR, STATIONARY**
200871—1947-54, all models...
200873—1947-54, alt mod, gear only.....
- 12 **CAGE ASSY., STATIONARY GEAR PINION, Complete with Parts**
200882—1947-54, all models...
- 13 **CAM ASSY., FREE WHEELING, Incl. Rollers, Retainer, Springs, Clips**
200883—1947-54, all models...
- 14 **CLIP, FREE WHEELING CAM**
200884—1947-54, all models...
- 15 **RETAINER, FREE WHEELING CAM BEARING**
200886—1947-54, all models...

Transmission Overdrive

See Fig. 12

- 1 **SHAFT, Incl. Synchronizer, 2nd Speed Idler, Low and Reverse Gear**
201289—1947-54, all models...
201291—1947-54, all mod., shaft only.....
- 2 **SNAP RING, MAIN SHAFT BEARING**
201282—1947-54, all mod., .086 thick, 1 15/64 in. O.D.....
Note: Other thickness available.
- 3* **BEARING, MAIN SHAFT**
201301—1947-54, all models...
- 4 **SNAP RING, See Item 2**

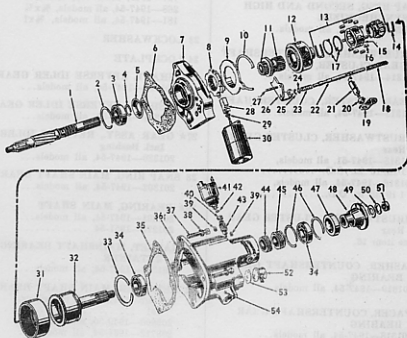


Fig. 12—Overdrive

- BEARING, FREE WHEELING CAM
Roller
200888—1947-54, all models...
- 17 SPRING, CAM BEARING RETAINER
200888—1947-54, all models...
- 18 SPRING, CONTROL SHAFT
RETRACTOR
200900—1947-54, all models...
- 19 LEVER, CONTROL SHAFT
203544—1949-51, all models...
207978—1951-54
- 20 OIL SEAL, SHIFT CONTROL SHAFT
200903—1947-54, all models...
- 21 SHAFT, SHIFT CONTROL
200902—1947-54, all models...
- 22 RAIL, OVERDRIVE SHIFT FORK
204849—1949-54, all models...
- 23 SPRING, CONTROL SHAFT LOCK UP
204856—1949-54, all models...
- 24 CUP, LOCK UP SPRING
204855—1949-54, all models...
- 25 "C" WASHER SHIFT FORK
204850—1949-54, all models...
- 26 FORK, SHIFT
204848—1949-54, all models...
- 27 GUIDE, SHIFT FORK
200901—1947-54, all models...
- 28 PAWL, STATIONARY GEAR
204847—1947-54, all models...
- 29 OIL SEAL, SOLENOID
200914—1947-54, all models...
- 30 SOLENOID
212518—1947-51, all models...
212518—1951-54
- 31 RING GEAR
200891—1947-50, all models...
208325—1951-54, all models...
- 32 MAINSHAFT ASSY., Incl. Ring Gear
and Snap Rings
200898—1947-50, all models...
212320—1951-54, all models...
- 33 SNAP RING, RING GEAR
200892—1947-54, all models...
- 34 BEARING, MAIN SHAFT
200893—1947-50, all models...
207966—1951-54, all models...
- 35 GASKET
- 36 HOUSING
200885—1947-50, all models...
208065—1951-54, all models...
- 37 BOLT
200866—1947-54, all models...
- 38 LOCKWASHER
- 39 PLUG, FILLER AND DRAIN
121—1947-54, all mod.
- 40 SLEEVE, GOVERNOR PINION
200905—1947-54, all mod.

- 41* GOVERNOR
209597—1947-54, all mod.
- 42 RETAINER, GOVERNOR PINION
SLEEVE
200906—1947-54, all mod.
- 43* PINION, GOVERNOR, 15 teeth
200909—1947-54, all mod.
- 44* GEAR, GOVERNOR, 7 teeth
200190—1947-50, all mod.
207970—1951-54, all mod.
- 45 GEAR, SPEEDOMETER DRIVE
204308—1947-50, all mod.,
4.27:1 ratio
207981—1951-54, all mod.
- 46 SNAP RING, MAIN SHAFT BEARING
201396—1947-50, .062
201396—1947-50, .065
201397—1947-50, .068
- 46 SNAP RING, MAIN SHAFT BEARING
201398—1947-50, .071
207969—1951-54, .087
207970—1951-54, .090
207971—1951-54, .093
207972—1951-54, .096
- 47 OIL SEAL, MAIN SHAFT
201311—1947-50, all mod.
207965—1951-54, all mod.
- 48 FLANGE PROPELLER SHAFT, Front
201022—1947, mod. K100
201803—1948-50, all mod.
208073—1951-54, all mod, yoke
and plug
- 49 FLATWASHER
201342—1947-50, all mod.
Note: Not listed for 1951.
- 50 LOCKWASHER
336—1947-50, all mod.
- 51 NUT
201341—1947-50, all mod.
- 52 SWITCH, SHIFT FORK BALL
200915—1947-54, all mod.
- 53 GASKET, FORK RAIL SWITCH
200918—1947-54, all mod.
- 54 PIN, SHIFT CONTROL SHAFT
201327—1947-54, all mod.

Hydrumatic Parts Reverse Assembly, Front Clutch Unit, Rear Clutch Unit

See Fig. 13

Note: The following parts are for K50,
K61 and K62 transmission models.

- TRANSMISSION ASSY., less torus and
flywheel
209347—1951, K50
209347—1951, K61
209414—1952-54, K52
- 1 SEAL, REAR BEARING OIL
209043—1951, K50
209354—1951-54, K51-K52
- 2 RETAINER ASSY., REAR BEARING
209040—1951, K50
209352—1951-54, K51-K52
- 3 RING, REVERSE UNIT BEARING
SNAP
209147—1951, K50
209381—1951-54, K51-K52
- 4 BEARING, REVERSE UNIT SHAFT
209146—1951, K50
209380—1951-54, K51-K52
- 5 SUPPORT, REVERSE UNIT GEAR
209145—1951, K50
- 6 GEAR, REVERSE UNIT INTERNAL
209143—1951, K50
209368—1951-54, K51-52
- 7 RING REVERSE UNIT GEAR SNAP
209144—1951, K50
209378—1951-54, K51-K52
- 8 PLANET CARRIER, REVERSE UNIT
209141—1951, K50
209365—1951-54, K51-K52
- 9 BALL, OIL PUMP AND GOVERNOR
DRIVE GEAR
895—1951-54, all mod., 3/16 in.
diam.
- 10 GEAR, OIL PUMP AND GOVERNOR
DRIVE
209136—1951-54, all mod.

continued

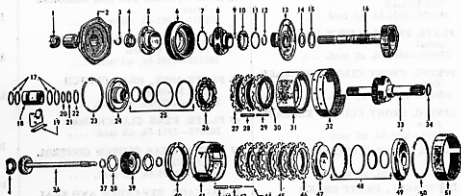


Fig. 13

KAISER CHASSIS PARTS

HYDRAMATIC PARTS—continued

- 11 RING, OIL PUMP AND GOVERNOR DRIVE SNAP
209137—1951-54, all mod.
- 12 RING, PLANET CARRIER SNAP
209142—1951-54, all mod.
- 13 GEAR ASSY., REVERSE UNIT CENTER, incl. flange & bushing
209138—1951-54, all mod.
- 14 THRUST WASHER, REVERSE CENTER GEAR, steel
209139—1951-54, all mod.
- 15 THRUST WASHER, REVERSE CENTER GEAR, bronze
209140—1951-54, all mod.
- 16 SHAFT AND PLANET GEAR ASSY., REVERSE OUTPUT
209135—1951, K50, incl. bushing
209364—1951-54, K51-K52
- 17 RING, OIL DELIVERY SLEEVE OIL SEAL
209080—1951-54, all mod.
- 18 SLEEVE, FRONT DRUM OIL DELIVERY, incl. bushing
209079—1951-54, all mod.
- 19 LOCK PLATE, SLEEVE CAP BOLT
209081—1951-54, all mod.
- 20 RING, FRONT CLUTCH DRUM, REAR SNAP
209020—1951-54, all mod.
- 21 THRUST WASHER, FRONT CLUTCH DRUM, REAR, steel
209071—1951-54, all mod.
- 22 THRUST WASHER, FRONT CLUTCH DRUM, REAR, bronze
209067—1951-54, all mod.
- 23 RING, FRONT CLUTCH CONTROL ANNULAR PISTON, SNAP
209077—1951-54, all mod.
- 24 DRUM ASSY., FRONT CLUTCH
209070—1951-54, all mod.
- 25 PACKAGE, EXPANDER AND SEAL Clutch Control Piston
209078—1951-54, all mod.
- 26 PISTON, FRONT CLUTCH CONTROL ANNULAR
209076—1951-54, all mod.
- 27 PLATE, FRONT CLUTCH DRIVE Steel
209073—1951-54, all mod.
- 28 SPRING, FRONT CLUTCH RELEASE Outer
209075—1951-54, all mod.
- 29 SPRING, FRONT CLUTCH RELEASE Inner
209074—1951-54, all mod.
- 30 PLATE, FRONT CLUTCH DRIVE Incl. Facings
209072—1951-54, all mod.
- 31 DRUM ASSY., FRONT BRAKE Incl. Pins
209069—1951-54, all mod.
- 32 BAND AND LINING, FRONT CLUTCH SERVO
209082—1951-54, all mod.
- 33 CARRIER ASSY., FRONT PLANET Incl. Shaft, Pinion, Bearings
209068—1951-54, all mod.
- 34 THRUST WASHER, FRONT DRIVE GEAR, REAR, Bronze
209007—1951-54, all mod.
- 35 THRUST WASHER, MAINSHAFT
209127—1951-54, all mod., .057 thick
209128—1951-54, all mod., .065 thick
209129—1951-54, all mod., .073 thick
209130—1952-54, all mod., .081 thick
209131—1951-54, all mod., .089 thick
209132—1951-54, all mod., .097 thick
209133—1951-54, all mod., .105 thick
209134—1951-54, all mod., .113 thick
- 36 SHAFT AND GEAR, MAIN
209126—1951-54, all mod.
- 37 RING, REAR CLUTCH HUB, SNAP
209029—1951-54, all mod.
- 38 THRUST WASHER, REAR CLUTCH HUB, Bronze
209103—1951-54, all mod.
- 39 HUB, REAR CLUTCH
209102—1951, all mod.
209484—1952-54
- 40 GEAR, REAR DRUM INTERNAL
209098—1951, all mod.
209409—1952-54
- 41 DRUM ASSY., REAR BRAKE Incl. Pins
209097—1951, all mod.
209408—1951, K51
- 42 SPRING, REAR CLUTCH RELEASE Outer
209075—1951-54, all mod.
- 43 SPRING, REAR CLUTCH RELEASE Inner
209074—1951-54, all mod.
- 44 PIN, REAR CLUTCH RELEASE SPRING GUIDE
209101—1951-54, all mod.
- 45 PLATE ASSY., REAR CLUTCH Incl. Facings
209072—1951-54, all mod.
- 46 PLATE, REAR CLUTCH, Steel
209073—1951-54, all mod.
- 47 PISTON, REAR CLUTCH CONTROL ANNULAR
209100—1951-54, all mod.
- 48 PACKAGE, EXPANDER AND SEAL Clutch Control Piston
209078—1951-54, all mod.
- 49 DRUM ASSY., REAR CLUTCH Incl. Bushing
209099—1951-54, all mod.
- 50 RING, REAR CLUTCH ANNULAR PISTON, SNAP
209077—1951-54, all mod.
- 51 BAND AND LINING, REAR CLUTCH SERVO
209104—1951, all mod.
209436—1952-54

Hydraulic Parts Governor, Front and Rear Servo, Pump and Oil Pan

See Fig. 14

- 1 PLUG, GOVERNOR OIL DELIVERY SLEEVE
209165—1951, K60
- 2 SLEEVE, GOVERNOR OIL DELIVERY
209164—1951, K60
- 3 PIPE, CONTROL VALVE TO GOVERNOR
209172—1951-54, all mod.
- 4 RING, GOVERNOR OIL SEAL
209163—1951-54, all mod.
- 5 GOVERNOR ASSY.
209342—1951, all mod.
209449—1952-54
- 6 STOP, GOVERNOR PLUNGER Incl. Bushing
209106—1951, all mod.
209450—1952-54
- 7 PACKAGE, FLANGE AND PIN Governor
209162—1951-54, all mod.
- 8 PIPE, REAR OIL PUMP TO FRONT SERVO DISCHARGE
209125—1951, all mod.
209448—1952-54
- 9 PUMP ASSC., REAR OIL
209157—1951-54, all mod.
- 10 COVER, REAR OIL PUMP
209158—1951-54, all mod.
- 11 SPRING, REAR SERVO PISTON Inner
209123—1951, all mod., ¼ in.
- 12 PISTON, REAR SERVO ACCUMULATOR
209116—1951-54, all mod.
- 13 RING, REAR SERVO ACCUMULATOR PISTON
209117—1951-54, all mod.
- 14 CHECK VALVE AND RIVET, REAR SERVO ACCUMULATOR
209115—1951, all mod.
209440—1952-54
- 15 PLUNGER, ACCUMULATOR CHECK VALVE
209114—1951-54, all mod.
- 16 BODY ASSY., Incl. Check Valve
209113—1951, K50
- 209363—1951, K51
- 209439—1952-54

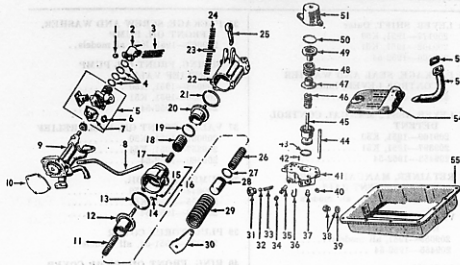


Fig. 14—Governor, Front and Rear Servo, Pump and Oil Pan

- 17 SPRING, REAR SERVO PISTON APPLY
209119—1951-54, all mod.....
- 18 SPRING, REAR SERVO BOOSTER PISTON
209112—1951-54, all mod.....
- 19 RING, REAR SERVO BOOSTER PISTON
209110—1951-54, all mod.....
- 20 PISTON, REAR SERVO BOOSTER
209109—1951-54, all mod.....
- 21 RING, REAR SERVO BOOSTER
209111—1951-54, all mod.....
- 22 BODY ASSY., REAR SERVO, Incl. Plug
209108—1951, K50
209362—1951, K51
209438—1952-54, K52
- 23 PIN, REAR CLUTCH SERVO BAND LEVER, Actuating
209346—1951-54, all mod.....
- 24 BEARING, REAR SERVO BAND ACTUATING LEVER
209225—1951-54, all mod.....
- 25 LEVER, REAR CLUTCH SERVO BAND ACTUATING
209105—1951-54, all mod.....
- 26 SPRING REAR SERVO COMPENSATOR PISTON, Outer
209122—1951, all mod, 3/8 in...
209412—1952-54
- 27 RING, REAR SERVO COMPENSATOR PISTON
209121—1951, all mod.....
- 28 PISTON, REAR SERVO COMPENSATOR
209120—1951-52
209411—1951-54, K51-K52

- 29 SPRING, REAR SERVO ACCUMULATOR PISTON, Main
209118—1951-54, all mod.....
- 30 RETAINER, REAR SERVO COMPENSATOR PISTON SPRING
209124—1951-54, all mod.....
- 31 SEAT, REAR PUMP DISCHARGE VALVE
209095—1951, all mod.....
209434—1952-54
- 32 BALL, REAR PUMP DISCHARGE CHECK VALVE
894—1951-54, all mod.....
- 33 SPRING, REAR PUMP DISCHARGE CHECK VALVE
209095—1951, all mod.....
209438—1952-54
- 34 PLUG, FRONT SERVO DOWNSHIFT 4th to 3rd VALVE
878—1951-54, all mod.....
- 35 VALVE, FRONT SERVO DOWNSHIFT 4th to 3rd
209093—1951, all mod.....
209433—1952-54
- 36 RETAINER
209094—1951-54
- 37 PLUG, FRONT SERVO BODY
209024—1951-54, all mod.....
- 38 PLUG AND GASKET, OIL PAN
209036—1951-54, all mod.....
- 39 GASKET, OIL PAN PLUG
209037—1951-54, all mod.....
- 40 PLUG, FRONT SERVO BODY
527—1951-54, all mod.....
- 41 BODY, FRONT SERVO
209084—1951, all mod.....
209428—1952-54

- 42 DOWEL, FRONT SERVO BODY
893—1951, all mod.....
1016—1952-54
- 43 RING, FRONT SERVO BAND APPLY PISTON
209089—1951, all mod.....
209431—1952-54
- 44 PIPE, FRONT OIL PUMP TO FRONT SERVO
209051—1951-54, all mod.....
- 45 PISTON ASSY., FRONT SERVO BAND APPLY
209087—1951, all mod.....
209492—1952-54 package
- 46 SPRING, FRONT SERVO RETRACTING
209090—1951, all mod.....
209491—1952-54
- 47 RETAINER, FRONT SERVO RETRACTING SPRING
209092—1951
- 48 SPRING, FRONT SERVO BOOSTER
209091—1951
209491—1952-54
- 49 PISTON, FRONT SERVO BAND RELEASE
209086—1951, all mod.....
209492—1952-54, package
- 50 RING, FRONT SERVO BAND RELEASE PISTON
209088—1951-54, all mod.....
- 51 CYLINDER, FRONT SERVO
209085—1951
209429—1952-54
- 52 GASKET
209483—1952-54
- 53 PIPE ASSY., FRONT OIL PUMP INLET, INCL. FLANGE
209033—1951
209422—1952-54
- 54 SCREEN, OIL
209056—1951
209424—1952-54
- 55 PAN, OIL
209034—1951-54

Hydramatic Parts Control Valve, Torus and Case Assemblies

See Fig. 15

- 1 GASKET, OIL PAN
209035—1951-54, all mod.....
- 2 CASE
209029—1951, K50
209348—1951, K51
209415—1952-54

continued

KAISER CHASSIS PARTS

HYDRAMATIC PARTS—continued

See Fig. 15

- 3 GASKET, REAR BEARING RETAINER
209042—1951, K50
209353—1951-54, K51-K52
- 4 GASKET, CASE SIDE COVER
209033—1951, K50
209351—1951, K51
209417—1952-54
- 5 INDICATOR ASSY., OIL LEVEL,
Incl. Breather
209038—1951-54, all mod.....
- 6 PLUG, CASE
209024—1951-54, all mod., 1/4 in.
- 7 ANCHOR REVERSE
209152—1951, K50, all mod....
- 8 LOCK REVERSE ANCHOR BOLT
209154—1951
- 9 BOLT, REVERSE ANCHOR
209153—1951, all mod.....
- 10 SPRING, REVERSE ANCHOR
RETRACTING
209155—1951, K50, all mod....
- 11 SHIM, REVERSE SHIFTER
BRACKET TO CASE
209150—1951, K50, all mod....
- 12 BRACKET AND CRANK, REVERSE
SHIFTER
209149—1951, K50, all mod....
- 13 ROLLER, REVERSE SHIFTER
CRANK
209156—1951-54, all models....
- 14 PISTON, REVERSE SHIFTER
BRACKET BLOCKER
209151—1951, K50
209385—1951-54, K51-K52
- 15 CONTROL VALVE ASSY., OIL
209167—1951, K50
209395—1951, K51
209451—1952-54
- 16 VALVE, MANUAL CONTROL
209168—1951, K50
209396—1951, K51
209452—1952-54
- 17 LEVER AND SHAFT, THROTTLE
CONTROL, Inner
209173—1951-54, all models....
- 18 BALL, MANUAL CONTROL VALVE
DETENT
902—1951, K50, all models....
- 19 SPRING, MANUAL CONTROL VALVE
DETENT BALL
209171—1950, K50, all models
- 20 COVER, CASE SIDE
209031—1951, K50
209349—1951, K51
209416—1952-54
- 21 BOLT
- 22 BOLT, SHIFT LEVER CLAMP, Outer
210—1951-54, all models.....
- 23 LEVER, THROTTLE CONTROL
209176—1951, all models.....
209465—1952-54

- 24 LEVER, SHIFT, Outer
209177—1951, K50
209402—1951, K51
209406—1952-54
- 25 PACKAGE, SEAL AND WASHER
CONTROL LEVER, Inner
209175—1951-54
- 26 LEVER ASSY., MANUAL CONTROL
DETENT
209169—1951, K50
209397—1951, K51
209453—1952-54
- 27 RETAINER, MANUAL CONTROL
VALVE DETENT BALL
209170—1951, K50, all models
- 28 VALVE, OIL PRESSURE
REGULATOR
209058—1951, all models.....
209455—1952-54
- 29 GASKET
- 30 SPRING, OIL PRESSURE
REGULATOR VALVE
209060—1951, K50
209359—1951, K51
209457—1952-54
- 31 PLUG ASSY., OIL PRESSURE
REGULATOR VALVE
209061—1951, K50
209350—1951, K51
209425—1952-54
- 32 WASHER
209045—1951-54, all models....
- 33 GEAR ASSY., FRONT UNIT DRIVE
209064—1951, all models.....
209427—1952-54
- 34 GASKET, FRONT OIL PUMP
COVER TO CASE
209048—1951-54, all models....
- 35 PACKAGE, SCREW AND WASHER,
FRONT OIL PUMP
209063—1951, K50, all models...
- 36 SPRING, FRONT OIL PUMP
RELIEF VALVE
209058—1951, K50
209358—1951, K51
209481—1952-54
- 37 VALVE, FRONT OIL PUMP RELIEF
209057—1951, K50
209357—1951, K51
209480—1952-54
- 38 PUMP, FRONT OIL
209044—1951, K50
209355—1951, K51
209418—1952-54
- 39 PLUG, TORUS COVER
209024—1951-54, all models...
- 40 RING, FRONT OIL PUMP COVER
OIL SEAL
209047—1951, all models.....
209421—1952-54
- 41 OIL SEAL, FRONT OIL PUMP
COVER
209046—1951-54, all models...
- 42 COVER, TORUS
209021—1951, all models.....
209467—1952-54
- 43 GASKET
209025—1951-54, all models...
- 44 TORUS, DRIVING, Rear
209015—1951-54, all models...
- 45 RING, DRIVING TORUS SNAP
209020—1951-54, all models...
- 46 RING, DRIVEN TORUS RETAINING
209019—1951, K50, all models
209345—1952-54
- 47 RETAINER, TORUS CHECK VALVE
209017—1951-52, all models....

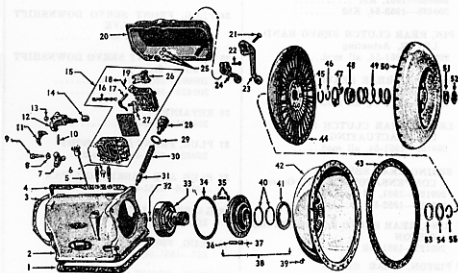


Fig. 15—Control Valve, Torus and Case Assembly

- 48 CHECK VALVE, TORUS
209016—1951, K50
209344—1951-54, K51-K52
- 49 SPRING, TORUS CHECK VALVE
209018—1951-54, all models.....
- 50 TORUS, DRIVEN, Front
209014—1951-54, all models....
- 51 WASHER, DRIVEN TORUS
LOCKING
209027—1951-54
- 2 NUT, DRIVEN TORUS
209026—1951-54, all models....
- 13 THRUSTWASHER, FRONT DRIVE
GEAR, Bronze
209066—1951-54, all models....
- 54 THRUSTWASHER, FRONT DRIVE
GEAR, Steel
209065—1951-54, all models....
- 55 RING, FRONT DRIVE GEAR SNAP
209020—1951-54, all models....

Gear Shift and Throttle Controls—Hydraulic

See Fig. 16

- 1 BRACKET, CARB. EXTEN. SHAFT TO
CYLINDER HEAD
209271—1951, all models.....
213402—1952-54
- 2 BOLT, THROTTLE CONTROL BEL-
CRANK, Upper
257—1951-54, all models.....
- 3 BELLCRANK, THROTTLE CONTROL
Upper
209270—1951, all models.....
209468—1952-54
- 4 SHAFT, CARBURETOR EXTENSION
209280—1951, all models.....
213401—1952-54
- 5 NUT
- 6 BOLT
- 7 KNOB, GEAR SHIFT LEVER, Upper
209192—1951-54, all models....
- 8 LEVER, GEAR SHIFT, Upper
209191—1951-54, all models....
- 9 PIN, GEAR SHIFT LEVER, Upper
897—1951-54, all models.....
- 10 RETAINER, GEAR SHIFT LEVER
ANTI-RATTLE WASHER
209194—1951-54, all models....
- 11 BRACKET, GEAR SHIFT LEVER
Upper
209198—1951-54, all models....
- 12 PLATE, GEAR SHIFT SHAFT
BRACKET, Upper
209199—1951-54, all models....

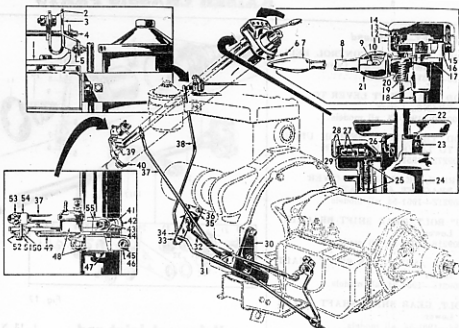


Fig. 16

- 13 SCREW, GEAR SHIFT SHAFT,
BRACKET PLATE, Upper
209395—1951-54, all models....
- 14 COVER AND LENS, GEAR SHIFT
LEVER INDICATOR
209201—1951-54
Lens, "N"—209202
Lens, "DR"—209203
Lens, "LO"—209204
Lens, "R"—209205
- 15 SCREW, COVER AND LENS
209306—1951-54, all models....
- 16 LINK BLOCK ASSY., GEAR SHIFT
LEVER INDICATOR
209210—1951-54, all models....
- 17 SCREW
- 18 SHAFT ASSY., GEAR SHIFT
209211—1951-54, all models....
- 19 RETAINER, GEAR SHIFT LEVER
SPRING, Upper
209196—1951-54, all models....
- 20 SPRING, GEAR SHIFT LEVER
Upper
209195—1951-54, all models....
- 21 COVER, GEAR SHIFT LEVER, Upper
209193—1951-54, all models....
- 22 RING, HORN BLOWING RING TRIM
207771—1951-54, all models....
- 23 SCREW, HORN BLOWING RING
TRIM RING
875—1951-54, all models.....
- 24 JACKET, STEERING COLUMN, Less
Bearing and Prime
209283—1951, all models.....
213263—1952-54
- 25 CABLE ASSY., GEAR SHIFT LEVER
INDICATOR LIGHT
209200—1951-54, all models....
- 26 RETAINER, STEERING COLUMN
JACKET BEARING
209324—1951-54, all models....
- 27 LIGHT AND SHIELD ASSY., GEAR
SHIFT LEVER INDICATOR
209209—1951-54, all models....
- 28 INDICATOR AND LIGHT ASSY.,
GEAR SHIFT LEVER
214547—1951-54, all models....
- 29 BULB, INDICATOR LIGHT, 6-SV,
1 C.P., S.C.
201462—1951-54, all models....
- 30 INSULATOR, ENGINE SUPPORT
REAR, Left
209285—1951-54, all models....
- 31 ROD ASSY., THROTTLE CONTROL
LOWER BELLCRANK TO TRANS.
209277—1951, all mod., incl.
pivot
209469—1952-54
- 32 SPRING, THROTTLE PULL BACK
209276—1951, all models.....
208700—1952-54
- 33 BELLCRANK, THROTTLE CONTROL
LOWER
209274—1951
- 34 SWIVEL, THROTTLE CONTROL UP-
PER TO LOWER BELLCRANK ROD
209273—1951
- 35 BRACKET ASSY., THROTTLE CON-
TROL BELLCRANK, Lower
209275—1951, all models.....

continued

GEAR SHIFT—continued

- 36 BOLT, THROTTLE CONTROL BELL-CRANK BRACKET, Lower
188—1951, all models.....
- 37 ROD, GEAR SHIFT LEVER TO TRANS., Lower
209260—1951-54, all models....
- 38 ROD, THROTTLE CONTROL UPPER TO LOWER BELL-CRANK
209272—1951.....
- 39 SPRING, GEAR SHIFT LOWER BRACKET ANTI-RATTLE
209212—1951-54, all models....
- 40 "U" BOLT, GEAR SHIFT BRACKET Lower
209216—1951-54, all models....
- 41 LEVER ASSY., GEAR SHIFT SHAFT Lower
209218—1951-54, all models....
- 42 BOLT, GEAR SHIFT SHAFT LEVER Lower
184—1951-54, all models.....
- 43 WASHER, GEAR SHIFT BRACKET SEAL, Lower
209214—1951-54, all models....
- 44 SEAL, GEAR SHIFT BRACKET TO LEVER, Lower
209213—1951-54, all models....
- 45 NUT, GEAR SHIFT BRACKET "U" BOLT, Lower
261—1951-54, all models.....
- 46 BRACKET, GEAR SHIFT, Lower
209215—1951-54, all models....
- 47 BOLT, GEAR SHIFT NEUTRALIZER SWITCH
322—1951-54, all models.....
- 48 SWITCH, GEAR SHIFT NEUTRALIZER
209217—1951-54, all models....
- 49 ROD, NEUTRALIZER SWITCH TO LEVER
209221—1951-54, all models....
- 50 BUSHING, GEAR SHIFT SHAFT LEVER, Lower
209220—1951-54, all models....
- 51 WASHER, GEAR SHIFT LEVER TO TRANS. ROD, Lower
209223—1951-54, all models....
- 52 SPRINGWASHER, GEAR SHIFT LEVER TO TRANS. ROD, Lower
209197—1951-54, all models....
- 53 JAM NUT, GEAR SHIFT LEVER TO TRANS. ROD TRUNNION, Lower
412—1951-54, all models.....
- 54 TRUNNION, GEAR SHIFT LEVER TO TRANS. ROD, Lower
209222—1951-54, all models....
- 55 KEY, GEAR SHIFT LEVER, Lower
209219—1951-54, all models....

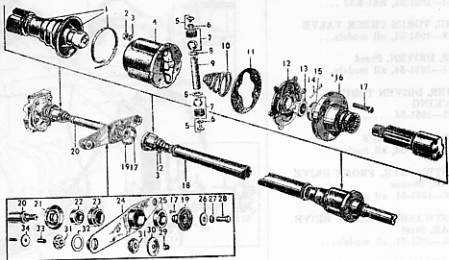


Fig. 17

Universal Joint and Propeller Shaft

See Fig. 17

- 1 BOOT AND CLAMPS
201764—1947-49, all models,
leather
201765—1947-49, all models,
rubber
- * KIT, UNIVERSAL REPAIR
201033—1947-48, Model K100...
201775—1947-50, all models...
208075—1951-54, all models...
- 2 NUT, PROPELLER SHAFT REAR
201859—1947-50, all models...
- 3 LOCKWASHER, PROPELLER SHAFT REAR
192—1947-50, all models.....
- 4 BODY, JOINT
201766—1947-50, all models...
- 5 BUTTON ASSY., JOINT CENTERING
Incl. spring
201770—1947-50, all models...
- 6 SPRING, JOINT CENTERING
201771—1947-50, all models...
- 7 BALL AND ROLLERS
201769—1947-50, all models...
- 8 THRUSTWASHER
201768—1947-50, all models...
- 9 PIN
201767—1947-50, all models...
- 10 SPRING, COMPENSATING
201772—1947-50, all models...
- 11 GASKET.....
- 12 COVER, JOINT BODY
201774—1947-50, all models...
- 13 NUT, FLANGE, Rear
200423—1947-50, all models...
208017—1951-54, all models....
- 14 COTTER PIN, FLANGE, Rear
397—1947-50, all models, 7/64
in. x 1 1/2 in.....
- 15 FLATWASHER.....
- 16 FLANGE, REAR COMPANION
201002—1947-48, Model K100...
- 16 FLANGE, REAR COMPANION
201779—1947-50, all models...
208074—1951-54, all models....
- 17 BOLT, REAR FLANGE BODY
201020—1947-48, Model K100,
5/16 in. x 3/4 in.....
201857—1949-50, all models...
- 18 SHAFT AND JOINTS, REAR PROPELLER
201019—1947-48, Model K100...
201761—1947-50, all models...
- 19 FLANGE, CENTER
201023—1947-48, Model K100...
201804—1947-50, all models...
- 20 SHAFT AND JOINT, FRONT PROPELLER
201017—1947-48, Model K100,
std.....
201760—1947-50, all mod., std.
202101—1949-50, all models,
overdrive.....
208014—1951-54, std., all mod.
208016—1951-54, all mod., Hyd.
- 21 SHIELD, CENTER SUPPORT BEARING, Front
201040—1947-50, all models....
- 22 BEARING, CENTER SUPPORT
201038—1947-50, all models....
- 23 INSULATOR, CENTER BEARING
201039—1947-50, all models...

- 24 SUPPORT, CENTER BEARING
201836—1947-50, all models...
- 25 SHIELD, CENTER SUPPORT BEARING, Rear
201041—1947-51, all models...
- 26 FLATWASHER, CENTER COMPANION FLANGE
201024—1947-50, all models...
- 27 LOCKWASHER, CENTER COMPANION FLANGE
193—1947-50, all models.....
- 28 BOLT
- 29 LOCKNUT, CENTER BEARING SUPPORT
202140—1947-50, all models...
- 30 FLATWASHER, CENTER BEARING SUPPORT, Outer
201037—1947-0, all models,
1 3/32 in. x 1 1/2 in. x 3/32 in.
- 31 INSULATOR, CENTER BEARING SUPPORT
202297—1947-50, all models...
- 32 FLATWASHER, CENTER BEARING SUPPORT, Inner
201839—1947-50, all models,
1 9/32 in. x 1 1/2 in. x 3/32 in.
- 33 BUSHING, CENTER BEARING SUPPORT
202299—1947-50, all models...
- 34 SPACER, CENTER BEARING SUPPORT
*202298—1947, all mod.

Rear Axle and Springs

See Fig. 18

- REAR WHEEL
214409—1947-54
- SPRING, REAR
204365—1947-48, all models,
heavy duty
- 208608—1947-50, all mod., 8
leaf; incl. bush.
- 204365—1949-50, all models,
heavy duty; yellow
- 208618—1949-50, conv. & Vir-
ginia, 18 leaf, orange
- 208083—1951-54, all mod., 6
leaf; brown
- 1 PLUG, GREASE
527—1947-54, all models.....
- 2 HOUSING ASSY.
200368—1947-49, all mod., 60
in. axle
- 213757—1952-53
- 206379—1949-51, all mod., 58 1/2
in. axle
- 208023—1951-54, with oval
shaped cover
- 206309—1951-54, with hexagon
shaped cover
- 3 COTTER PIN
337—1947-54, all mod., 7/64 in.
x 1 1/2 in.

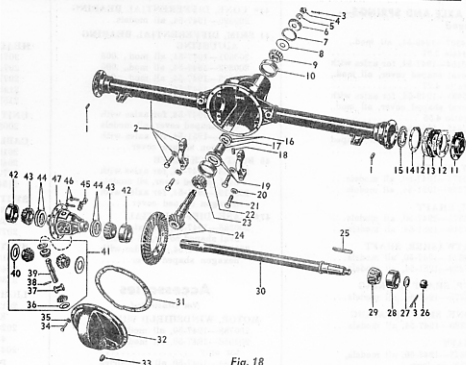


Fig. 18

- 4 NUT
200423—1947-51, all models...
208017—1951-54
- 5 FLATWASHER
200424—1947-54, all models...
- 6 SEAL, PINION BEARING OIL
200420—1947-54, all models...
- 7 GASKET, PINION BEARING OIL SEAL
200421—1947-54, all models...
- 8 SLINGER, PINION BEARING OIL
200419—1947-54, for axles with
oval shaped cover, all models
209321—1951-54, for axles with
hexagon shaped cover.....
- 9* BEARING CONE, PINION, Front
200418—1947-54, all models...
- 10* BEARING CUP, PINION, Front
200417—1947-54, all models...
- 11 SEAL, SHAFT OUTER OIL
200386—1947-50, all models...
207241—1951-54, all models...
- 12 GASKET, SHAFT OIL SEAL
200435—1947-54, all models...
- 13 RETAINER, SHAFT BEARING
200385—1947-54, all models...
- 14 SHIM, SHAFT BEARING ADJUSTING
200381—1947-54, all mod., .003
200382—1947-54, all mod., .005
200383—1947-54, all mod., .010
200384—1947-54, all mod., .030
- 15 SEAL, SHAFT INNER OIL
200378—1947-54, all models...
- 16 SHIM, PINION BEARING
ADJUSTING, Front
200413—1947-54, all mod., .003
200414—1947-54, all mod., .005
200415—1947-54, all mod., .010
200416—1947-54, all mod., .030
- 17 SPACER, PINION BEARING
200142—1947-54, for axles with
oval shaped cover, all models
- 18 PLUG, HOUSING DRAIN
339—1947-54, all models.....
- 19 SHIM, PINION BEARING
ADJUSTING, Rear
200407—1947-54, all mod., .003
200408—1947-54, all mod., .005
200409—1947-54, all mod., .010
- 20 LOCKWASHER
200397—1947-48, all models...
528—1949-54, all models.....
- 21 BOLT
208396—1947-54, all mod., 1/2
in. x 2 1/4 in.
- 22* CUP, PINION BEARING
200410—1947-54, all models...
- 23* CONE, PINION BEARING
200411—1947-54, all models...
- 24* GEAR AND PINION SET
Note: Other ratios are available.
202989—1947-50, Mods. K100,
101, 481, 482; 1950-52, all
mod., ratio 4.69.....
202518—1947-50, all mod.,
ratio 3.73

continued

**REAR AXLE AND SPRINGS—
continued**

- 204367—1949-51, all mod.,
ratio 3.91
- 200404—1947-54, for axles with
oval shaped cover, all mod.,
ratio 4.27
- 205655—1949-54, for axles with
oval shaped cover, all mod.,
ratio 4.55
- 212845—1951-54, 4.09 ratio for
axles with hexagon shaped
cover
- 25 KEY, SHAFT**
200374—1947-50, all models...
207238—1951-54, all models...
- 26 NUT, SHAFT**
200375—1947-50, all models...
207240—1951-54, all models...
- 27 FLAT WASHER, SHAFT**
200376—1947-50, all models...
207239—1951-54, all models...
- 28* CUP, SHAFT BEARING**
200379—1947-54, all models...
- 29A CONE, SHAFT BEARING**
200380—1947-54, all models...
- 30A SHAFT**
200375—1947-50, all models,
31% in. long
- 206380—1949-50, all models, 31
in. long
- 207237—1951-54, all models,
30 45/64 in.
- 31 GASKET, HOUSING COVER**
200371—1947-54, for oval
shaped cover, all models...
209313—1951-54, for hexagon
shaped cover
- 32 COVER, HOUSING**
200869—1947-54, oval shaped
cover, all models
- 209311—1951-54, hexagon
shaped cover
- 33 PLUG, HOUSING FILLER**
838—1947-54, all models...
- 34 BOLT**
200370—1947-54, for oval
shaped cover, all models...
209312—1951-54, for hexagon
shaped cover
- 35 LOCKWASHER**
- 36 THRUST WASHER**
200399—1947-54, all models...
- 37 THRUST BLOCK, SHAFT**
200377—1947-54, all models...
- 38 LOCKPIN, PINION GEAR SHAFT**
200403—1947-54, all models...
- 39 SHAFT, PINION GEAR**
200402—1947-54, all models...
- 40 THRUST WASHER, SIDE PINION**
200401—1947-54, all models...
- 41* KIT, GEAR AND PINION**
202052—1947-54, all models...
- 42* CUP, DIFFERENTIAL BEARING**
200389—1947-54, all models...

- 43* CONE, DIFFERENTIAL BEARING**
200390—1947-54, all models...

**44 SHIM, DIFFERENTIAL BEARING
ADJUSTING**

- 200391—1947-54, all mod., 003
200392—1947-54, all mod., 005
200393—1947-54, all mod., 010
200394—1947-54, all mod., 030

45 LOCKPLATE

- 200406—1947-54, for axles with
oval shaped cover, all models
209320—1951-54, for axles with
hexagon shaped cover

46 BOLT, LOCKPLATE

- 200405—1947-54, for axles with
oval shaped cover, all models
209319—1951-54, for axles with
hexagon shaped cover

47* CASE, DIFFERENTIAL

- 200388—1947-54, for axles with
oval shaped cover, all models
209315—1951-54, for axles with
hexagon shaped cover

Accessories*Not Illustrated*

- MOTOR, WINDSHIELD WIPER**
200788—1947-50, all models...
202083—1947-50, all mod., mo-
tor only
- 202084—1947-50, all mod., drive
only
- 212824—1951-54, all mod.,
vacuum motor
- 208092—1951-54, all mod., mo-
tor and bracket, electric...
208096—1951-54, all mod.,
bracket only, electric.....
- ARM**
200742—1947-50, all mod., R...
200744—1947-50, all mod., L...
209600—1951-54, all mod., R,
vacuum
- 208342—1951-54, all mod., L...
- BLADE**
212155—1947-50, all models...
212979—1951, all models...
100310—1952-54, package
- VACUUM TANK**
201634—1947-48, Mod. K100...
201854—1947-48, Mod. K100,
check valve
- WASHER, WINDSHIELD**
100105—1947-50, all models,
package
- 100169—1951-54, package
- 202778—1947-50, all models, jet
212470—1951-54

Back-up Light*Not Illustrated*

- PACKAGE LIGHT**
100101—1949-50, Mod. 491, 501,
492, 502, R; 1951, all mod., L
100100—1949-50, Mod. 491, 501,
492, 502, L; 1951, all mod., R
100221—1951
- 100228—1952-54
- VALVE, VACUUM ANTENNA**
206538—1949-54, all models...

Headlights*Not Illustrated***HEADLIGHT**

- 207140—1947-48, all models...
207140—1949-50, all models...
207780—1951-52, all models...
214345—1953
- 215762—1954, K645

UNIT, SEALED BEAM

- 200810—1947-54, all models...

CABLE, HEADLIGHT

- 201524—1947-48, all models...
204530—1949-50, all models...
207781—1951-53, all models...
215483—1954, K645

SWITCH, HEADLIGHT

- 200819—1947-48, all models...
203830—1949-50, all models...
207782—1951-54, all models...

SWITCH, DIMMER

- 201605—1947-48, all models...
204545—1949-52, all models...
213077—1953-54

LIGHT, PARKING AND DIRECTIONAL

- 201525—1947-48, Mod. K100,
K481
- 202095—1947-48, Mod. K101,
482
- 204565—1949-50, Mod. 401, 501,
parking light only
- 204566—1949-50, Mod. 492, 502
207367—1951, all models...
213686—1952-53, L

CABLE, PARKING LIGHT

- 215774—1954, K545
- 215775—1954, K545, brkt....

LENS

- 200856—1947-48, all models...
204575—1949-50, Mod. K491,
492
- 207369—1951, all models...
213688—1952-53
- 215772—1954, K545

GASKET, LENS

- 200857—1947-48, all models...
204576—1949-50, Mod. K491,
492
- 207370—1951, all models...
213691—1952-54

FLASHER, DIRECT SIGNAL

- 215800—1954, K545

**Tail, Stop and Directional
Light***Not Illustrated***LIGHT, Right**

- 202638—1947-48, Mod. K101,
K482, R*
- 201529—1947-48, Mod. K100,
K481, R*
- 204584—1949-50, Mod. 491, 501,
492, 502, R*
- 207375—1951, all models, less
bulb and cable, R*
- 213692—1952-53, R*
- 215777—1954, K545, R*

PAD, TAIL LIGHT

- 215779—1954, K645, R*

FRAZER CHASSIS PARTS

389

* Indicates a part which is interchangeable with other models and makes

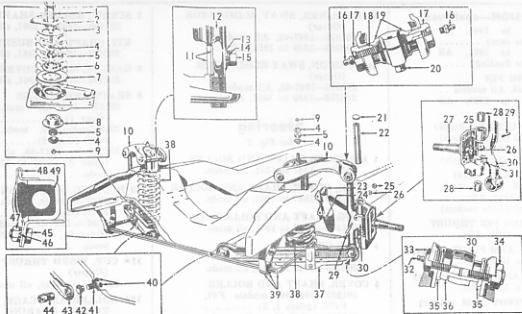


Fig. 1

Front Suspension

See Fig. 1

- | | | |
|---|---|---|
| <p>FRONT WHEEL
214409—1947-51</p> <p>FRONT WHEEL BEARING
201163—1947-48, cone, in.
204634—1949-51, cone, in.
201165—1947-48, cone, out.
204636—1949-51, cone, out.
201162—1947-48, cup, in.
204635—1949-51, cup, in.
201164—1947-48, cup, out.
204637—1949-51, cup, out.</p> <p>1 SHOCK ABSORBER
205577—1947-48, All models ..
205577—1949 to 1951, All models ..
 (Except conv.) ..
205726—1949 to 1951, Models
 496, 516 ..</p> <p>2 SEAT, SPRING (Upper)
204357—1947-48, All models ..
204357—1949 to 1951, All</p> <p>3 INSULATOR, SPRING (Upper)
201112—1947 to 1951, All</p> <p>4 RETAINER, SHOCK ABSORBER
CUSHION
202867—1947 to 1949, All models
 (1/2" I.D.) ..
201015—1947 to 1951, All models
 (13/32" I.D.) ..</p> <p>5 CUSHION, SHOCK ABSORBER
201014—1947-48, All models ..
206651—1949, All models ..
206651—1950-51, All models ..</p> <p>6 SUPPORT, SHOCK CUSHION
204854—1947-48, All models ..
204854—1949 to 1951, All
 models ..</p> | <p>7 INSULATOR, SPRING (Lower)
202245—1947-48, All models ..
204355—1949 to 1951, All</p> <p>8 SEAT, SHOCK CUSHION (Lower)
201491—1947 to 1951, All</p> <p>9 LOCKNUT, SHOCK ABSORBER
202237—1947 to 1951, All</p> <p>10 ARM, SUSPENSION (Upper)
201096—1947 to 1951, All</p> <p>11 SHIM, UPPER ARM PIVOT (Inner)
203854—1947-48, All models
 All models (1/4") ..
203855—1949 to 1951, All
 models (1/16") ..</p> <p>12* PIVOT, UPPER ARM (Inner)
201097—1947 to 1951, All</p> <p>KIT, PIVOT REPAIR
205780—1949 to 1951, All</p> <p>13 FLATWASHER, UPPER ARM PIVOT
(Inner)
222—1947 to 1951, All models
 (1/2") ..</p> <p>14 LOCKWASHER, UPPER ARM PIVOT
(Inner)
479—1947 to 1951, All models
 (1/2") ..</p> <p>15* BOLT, UPPER ARM PIVOT (Inner)
201098—1947, All models
 (Early cars) ..
202067—1947, All models (Late
 cars) ..
203283—1948 to 1951, All ..</p> <p>16 OILER, UPPER ARM PIVOT (Outer)
202139—1947 to 1951, All</p> | <p>17* BUSHING, UPPER ARM PIVOT
(Outer)
201123—1947 to 1951, All
 models ..</p> <p>18* KIT, UPPER ARM PIVOT (Outer)
205779—1947 to 1951, All</p> <p>19 SEAL, UPPER ARM PIVOT (Outer)
201123—1947 to 1951, All</p> <p>20 BOLT, KNUCKLE SUPPORT
484—1947 to 1951, All models ..</p> <p>21 PLUG, KNUCKLE EXPANSION
476—1947 to 1951, All models ..</p> <p>22 KING PIN, KNUCKLE
201130—1947 to 1951, All
 models ..
205777—1947 to 1951, All
 models ..</p> <p>23 BUMPER, UPPER ARM
207143—1947 to 1949, All
 models ..
207143—1950-51, All models ..</p> <p>24 BUMPER, LOWER ARM
202946—1947 to 1951, All
 models ..</p> <p>25 NUT, LOCKPIN
188—1947 to 1951, All models ..</p> <p>26 LOCKWASHER, LOCKPIN
192—1947 to 1951, All models ..</p> <p>27 KNUCKLE, STEERING (Left)
201123—1947 to 1940, All
 models ..
205152—1950-51, All models ..</p> <p>28 BUSHING, KING PIN
201132—1947 to 1948, All
 models (Early cars) ..</p> |
|---|---|---|

continued

FRONT SUSPENSION—continued

- 203032—1947 to 1948, All models (Late cars)
203516—1949 to 1951, All models (Free floating)
- 25 LOCK PIN, KING PIN
202707—1947-48, All models ..
203003—1949 to 1951, All models
- 20 SUPPORT, KNUCKLE (Right)
201119—1947-48 (Early models);
1949 to 1952, All models ..
201119—1947-48 (Late models)
- SUPPORT, KNUCKLE (Left)
201120—1947-48 (Early models);
1949 to 1951, All
- 201120—1947-48 (Late models)
- 1* BEARING, KING PIN THRUST
201133—1947 to 1951, All
- 2 OILER, LOWER ARM PIVOT (Outer)
202121—1947 to 1951, All
- 33* KIT, LOWER ARM PIVOT (Outer)
205781—1947 to 1951, All
- 34 NUT, LOWER PIVOT ARM (Outer)
203876—1947-48, All models ..
203876—1949 to 1951, All
- 35 SEAL, LOWER ARM PIVOT (Outer)
201127—1947 to 1951, All models
- 36* BUSHING, LOWER ARM PIVOT (Outer)
201126—1947 to 1951, All
- ARM, LOWER (Right)
201103—1947-48, All models ..
204351—1949 to 1951, All
- ARM, LOWER (Left)
201104—1947-48, All models ..
204352—1949 to 1951, All
- 18 SPRING, FRONT COIL
201111—1947-48, All models (Std.)
- 204354—1949 to 1951, All models (Std.)
- 19 BAR, SWAY ELIMINATOR
201114—1947-48, All models ..
205305—1949 to 1951, All
- 10 LOCKNUT, LOWER ARM PIVOT (Inner)
202296—1947 to 1951, All
- * KIT, LOWER ARM PIVOT (Inner)
205782—1947 to 1951, All
- 1 SEAL, LOWER ARM BUSHING
201109—1947 to 1951, All
- 1 ARM, LOWER (Right)
201103—1947-48, All models ..
204351—1949 to 1951, All
- 1* BUSHING, LOWER ARM (Inner)
201109—1947 to 1951, All
- 5 BOLT, RETAINER, SWAY ELIMINATOR
327—1947-48, All models
- 374—1949 to 1951, All models ..
- 16 LOCKWASHER, RETAINER BOLT
192—1947-48, All models
- 240—1949 to 1951, All models ..
- 17 NUT, RETAINER BOLT
188—1947-48, All models
- 189—1949 to 1951, All models ..

- 48 RETAINER, SWAY ELIMINATOR (Outer)
101015—1947-48, All models ..
204359—1949 to 1951, All
- 49 CUSHION, SWAY ELIMINATOR (Outer)
201014—1947-48, All models ..
204358—1949 to 1951, All

Steering

See Fig. 2

- 1 LOCKNUT, SHAFT AND ROLLER
201200—1947 to 1951, all mods.
- 3 LOCK, PLATE, SHAFT AND ROLLER
201199—1947 to 1951, all mods.
- 3 PLUG, SHAFT AND ROLLER OIL
201204—1947 to 1951, all mods.
- 4 BOLT, COVER
202758—1947-48, all mods
- 202758—1949 to 1951, all mods ..
- 5 COVER, SHAFT AND ROLLER
201202—1947-48, models F47,
F47C (gears 1, 2)
- 202761—1947-48, all mods ..
(Gear 3) 1949 to 1951, all
mods.
- 6 THRUSTWASHER, SHAFT AND ROLLER
201201—1947-48, Models F47,
F47C (Gears 1, 2)
- 202760—1947-48, all models
(Gear 3), 1949 to 1951, all
models

- 7 SCREW, ROLLER SHAFT ADJUSTING
201198—1947 to 1951, all mods.
- KIT, SHAFT AND BUSHING
206407—1947 to 1951, all mods.
- 8 GASKET, SHAFT COVER
201203—1947 to 1951, all mods.
- 9 SHAFT AND ROLLER
201195—1947-48, mod. F47
(Gear 1)
- 202851—1947-48, mods. F47,
F47C (Gear 2)
- 202769 — 1947-48, all mods.
(Gear 3), 1949 to 1951, all
mods.
- 10 BUSHING, ROLLER SHAFT
202849—1947-48, mods. F47,
F47C (Gear 2)
- 201196—1947-48, mod. F47
(Gear 3), 1949 to 1951, all
mods.
- 11* CUP, WORM THRUST BEARING (Upper)
201188—1947-48, all mods.
- 12* ROLLER AND CAGE, WORM THRUST BEARING
201187—1947 to 1951, all mods.
- 13 COLUMN AND WORM
201185—1947-48, models F47,
F47CF
- 202764—1947-48, all mods.
205342—1949 to 1951, all mods.
- 14* CUP, WORM THRUST BEARING (Lower)
201189—1947 to 1951, all mods.

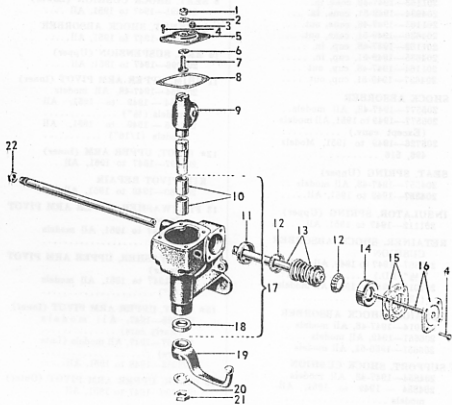


Fig. 2—Steering Gear

- 15 SHIM**
 201190—1947 to 1951, all mods., (.002)
 201191—1947 to 1951, all mods., (.005)
 201192—1947 to 1951, all mods., (.010)
- 16 COVER ASSY., HOUSING END**
 201198—1947 to 1951, all mods.
- 17 HOUSING ASSEMBLY**
 201184—1947-48, mod. F47 (Gear 1)
 202848—1947-48, mods. F47, F47C (Gear 2)
 202767—1947-48, all mods., (Gear 3)
 204878—1949 to 1951, all mods.
- 18 SEAL, ROLLER SHAFT**
 214414—1947-48, all mods., (Gear 1, 8), 1949 to 1951, all models
 202862—1947-48, mods. F47, F47C (Gear 2)

- 19 ARM, PITMAN**
 201215—1947-48, mods. F47, F47C (Gear 1, 2)
 202674—1947-48, all mods., (Gear 3); 1949, all mods. (early cars)
 206755—1949, all mods. (late cars) 1950-51, all mods.....
- 20 LOCKWASHER, LEVER ARM**
 201216—1947 to 1951, all mods. (%")
- 21 NUT, PITMAN LEVER ARM**
 201217—1947-48, all mods. (%")
 201217—1949 to 1951, all mods. (%")
- 22 NUT, STEERING WHEEL**
 201906—1947 to 1951, all mods. (%")
- WHEEL STEERING**
 201977—1947-48, mods. F47, F485 (sandstone beige)
 205856, 204871—1949 to 1951, all mods. (black)
 Notes: Wheel numbers vary with different colors.

Steering Linkage

See Fig. 3

- 1 OILER, DRAG LINK SOCKET**
 202121—1947 to 1951, All models (Straight)
 202675—1947 to 1951, All models (90°)
- 2 PLUG, DRAG LINK SOCKET**
 202078—1947 to 1951, All models
- 3 SPRING, DRAG LINK SOCKET**
 201225—1947 to 1951, All models
- 4 BUMPER, DRAG LINK SOCKET**
 201224—1947 to 1951, All models
- 5 BEARING, DRAG LINK SOCKET**
 201226—1947 to 1951, All models
- 6 SEAT, DRAG LINK SOCKET**
 201223—1947 to 1951, All models
- 7 COTTER PIN**
 496—1947 to 1951, All models ($\frac{1}{8}$ " x $1\frac{1}{2}$ ")
- 8 SOCKET, DRAG LINK**
 201220—1947-48, Model F47, (Early cars)
 202077—1947-48, All models (Late cars); 1949 to 1951, All models
- 9 BOLT, DRAG LINK CLAMP**
 201222—1947 to 1951, All models
- 10 CLAMP, DRAG LINK**
 201221—1947 to 1951, All models
- 11 LOCKWASHER**
 191—1947 to 1951, All models ($\frac{5}{16}$ ")
- 12 NUT**
 486—1947-48, All models
 189—1949 to 1951, All models
- 13 SERVICE ONLY IN DRAG LINK ASSY.**
- 14 BUSHING, IDLE LEVER (Upper)**
 201233—1947 to 1951, All models
- 15 SEAL, IDLE LEVER**
 201232—1947 to 1951, All models
- 16 LEVER, IDLER**
 201220—1947-48, Model F47 (Early cars)
 212890—1947-48, All models (Late cars); 1949, All models (Early cars)
 212890—1949, All models (Late cars)
 212890—1950-51, All models.....

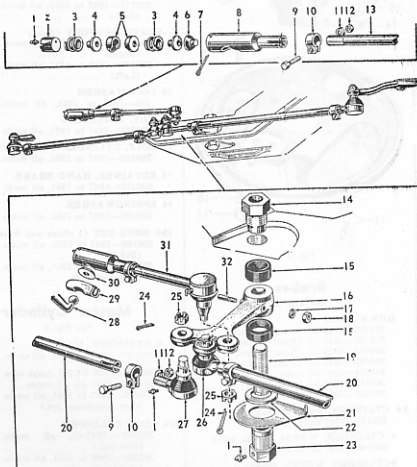


Fig. 3—Steering Linkage

continued

STEERING LINKAGE—continued

- 17 LOCKWASHER
192—1947 to 1949, All models .
- 18 NUT
188—1947 to 1949, All models .
- 19 KIT, IDLER LEVER PIN
205784—1947 to 1951, All models
- 20 TIE ROD ASSY.
201235—1947 to 1951, All models
- 21 LOCK, IDLER LEVER BUSHING
203944—1947 to 1949, All models
203944—1950-51, All models
- 22 WASHER, IDLER LEVER
202094—1947 to 1951, All models
- 23 BUSHING, IDLER LEVER (Lower,
201234—1947 to 1949, All models
201234—1950-51, All models (Bearing)
- 24 COTTERPIN, TIE ROD
480—1947 to 1951, All models (3/32 x 1")
- 25 NUT, TIE ROD
486—1947 to 1951, All models
- 26* END TIE ROD L.H. THREAD
201236—1947 to 1951, All models
- 27* END, TIE ROD, R.H. THREAD
201237—1947 to 1951, All models
- 28 ARM, PITMAN
201215—1947-48, Models F47, F47C (Gears 1, 2)
202674—1947-48, all models (Gear 3); 1949, all models (early cars)
205756—1949, all models (late cars); 1950-51, all models
- 29 SHIELD, DRAG LINK
201520—1947 to 1951, all mod.
- 30 COVER, DRAG LINK
201519—1947 to 1951, all mod.
COVER, IDLE LEVER
201219—1947 to 1951, all mod.
- 31 LINK ASSEMBLY, DRAG
201218—1947-48, model F47 (early cars)
205756—1947-48, all models (late cars); 1949, all models (early cars)
202854—1947-48, models F47, 47C (Gear 2)
205756—1949, all models (late cars); 1950-51, all models
- 32 LOCKPIN, IDLE LEVER
203007—1947-48, all models (23/64 in. dia.)
206194—1947-48, all models (% in. dia.); 1949, all mod. (small dia.)
206194—1949, all models (large dia.)

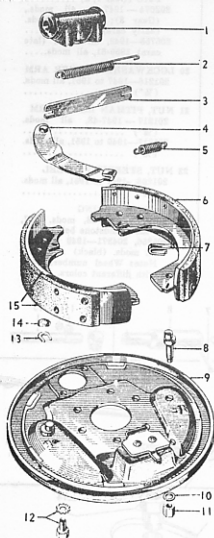


Fig. 4

Brakes

See Fig. 4

- HUB & DRUM
201162—1947-48 (front; studs)
203123—1947-48 (front; bolts)
204632—1949-50 (front; studs)
204633—1949-51 (front; bolts)
201154—1947-48 (rear; studs)
203125—1947-50 (rear; bolts)
207340—1951 (rear)
- 1* CYLINDER, WHEEL (Front right)
200197—1947 to 1951, all mod.
- * CYLINDER, WHEEL (Front left)
200198—1947 to 1951, all mod.
- * CYLINDER, WHEEL (Rear)
200199—1947 to 1951, all mod.
- * KIT, CYLINDER REPAIR (Front)
201044—1947 to 1951, all mod.
- * KIT, CYLINDER REPAIR (Rear)
201043—1947 to 1951, all mod.

- 2 SPRING, PULL BACK (Cylinder end)
200188—1947 to 1951, all mod.
- 3 LINK, HAND BRAKE LEVER
200194—1947 to 1951, all mod.
- 4 LEVER, HAND BRAKE
200190—1947 to 1951, all mod. (Right)
200191—1947 to 1951, all mod. (Left)
- 5 SPRING, PULL BACK (Anchor end)
200189—1947 to 1951, all mod.
- 6* LINING SET
200181—1947 to 1951, all mod. (Std.)
203091—1947 to 1951, all mod. (.030, oversize)
- 7 CLIP, HOLD DOWN
200187—1947 to 1951, all mod.
- 8 CAM, ADJUSTING
203234—1947 to 1951, all mod.
- 9 PLATE, SUPPORT (Front)
200176—1947 to 1951, all mod. (Right)
200177—1947 to 1951, all mod. (Left)
- PLATE, SUPPORT (Rear)
200178—1947 to 1951, all mod. (Right)
200179—1947 to 1951, all mod. (Left)
- 10 LOCKWASHER
192—1947 to 1951, all mod.
- 11 NUT, ADJUSTING
203285—1947 to 1951, all mod.
- 12 BOLT, CYLINDER (with L/W)
200196—1947 to 1951, all mod.
- 13 RETAINER, HAND BRAKE
200192—1947 to 1951, all mod.
- 14 SPRINGWASHER
200193—1947 to 1951, all mod.
- 15* SHOE SET (4 shoes and lining)
200180—1947 to 1951, all mod. (Std.)
203090—1947 to 1951, all mod. (.030 oversize)

Master Cylinder

See Fig. 5

- * CYLINDER, MASTER
212327—1947 to 1951, all mod.
- 1 ROD, PISTON PUSH (cast iron cyl.)
201628—1947-48, all mod.
203336—1947 to 1951, all mod. (cast aluminum cyl.)
- 2* BOOT CYLINDER
201629—1947-48, all mod. (iron cyl.)
203337—1949 to 1951, all mod. (aluminum cyl.)
- 3* KIT, REPAIR
203338—1947-48, all mod. (iron cyl.)
203338—1947 to 1951, all mod. (aluminum cyl.)

- 4 RETAINER, PISTON STOP
201627—1947 to 1951, all mods.
- 5 PLATE, PISTON STOP
201626—1947 to 1951, all mods.
- 6 PISTON ASSEMBLY
201625—1947-48, all mods.
(iron cyl.)
203335—1947 to 1951, all mods.
(aluminum cyl.)
- 7* CUP, PISTON
201624—1947 to 1951, all mods.
- 8 SPRING ASSEMBLY
201623—1947 to 1951, all mods.
- 9 VALVE, CHECK
201622—1947 to 1951, all mods.
- 10 SERVICED ONLY IN MASTER
CYLINDER ASSY.

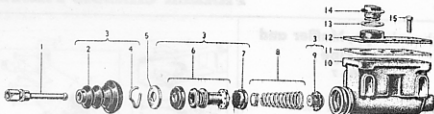


Fig. 5—Master Cylinder

- 11 GASKET COVER
203330—1949 to 1951, all mods.
(aluminum cyl.)
- 12 COVER
203329—1947 to 1951, all mods.
- 13 GASKET, FILLER HOLE PLUG
201621—1947-48, all mods.
(iron cyl.)

- 203334—1949 to 1951, all mods.
(aluminum cyl.)
- 14 PLUG, FILLER HOLE
201620—1947-48, all mods.
(iron cyl.)
- 203333—1949 to 1951, all mods.
(aluminum cyl.)

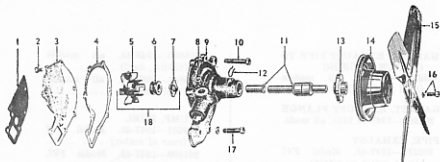


Fig. 6—Water Pump

Cooling System

- RADIATOR ASSY.
202906—1947-48, all models.
204360—1949 to 1951, all mods.
- CAP, FILLER
204639—1947-48, all models.
204406—1947 to 1951, all mods.
- THERMOSTAT
200160—1947 to 1951, all models (std.)
202349—1947 to 1951, all models (permanent anti-freeze)
- RING, ADAPTER
200161—1947 to 1951, all mods.
- HOSE, RADIATOR
200452—1947-48, all models (inlet)
200450—1947-48, all models (tube)
204412—1949 to 1951, all models (inlet)
200451—1947 to 1951, all models (outlet)
204404—1949 to 1951, all models (tube)

- CLAMP, HOSE
202128—1947 to 1951, all models (1 1/2 in.)
- ELBOW, WATER OUTLET
204402—1947 to 1951, all mods.
200336—1947 to 1951, all models (gasket)
- GAUGE, WATER TEMPERATURE (Engine Unit)
200453—1947-48, all models.
204640—1949 to 1951, all mods.
- PUMP ASSEMBLY, WATER
200147—1947 to 1951, all mods.
- 1 GASKET, PUMP TO BLOCK
200148—1947 to 1951, all mods.
- 2 BOLT, COVER
215—1947 to 1949, all models.
208—1950-51, all models.
- 3 COVER, PUMP
200166—1947 to 1951, all mods.

- 4 GASKET, COVER
200157—1947 to 1951, all mod.
- 5 IMPELLER
202829—1947 to 1951, all models (seal and washer)
- 6 SEAL, PUMP SHAFT
200163—1947 to 1951, all mod.
- 7 WASHER, PUMP SHAFT (Carbon)
202771—1947 to 1951, all mod.
- 8 PLUG, PUMP BODY
200061—1947 to 1949, all mod.
- 9 BODY, PUMP
200149—1947 to 1951, all mod.
- 10 BOLT, PUMP
215—1947 to 1951, all models (3/8 in. x 2 1/4 in.)
- 11 SHAFT AND SLEEVE, PUMP
202822—1947 to 1949, all mod.
202822—1950-51, all models.
- 12 SNAP RING, PUMP SHAFT
200154—1947 to 1951, all mod.
- 13 HUB, PUMP PULLEY
200146—1947 to 1951, all mod.
- 14 PULLEY, PUMP
200145—1947 to 1951, all mod.
- 15 BLADE, FAN
200144—1947-51, all models.
- 16 BOLT, FAN
200352—1947 to 1949, all models (5/16 in. x 3/4 in.)
208—1950-51, all models (5/16 in. x 3/4 in.)
- 17 BOLT, PUMP
211—1947 to 1951, all models (3/4 in. x 1 1/4 in.)
- 18 KIT, PUMP REPAIR
204484—1947 to 1951, all mod.

Exhaust Pipe, Muffler and Tail Pipe

See Fig. 7

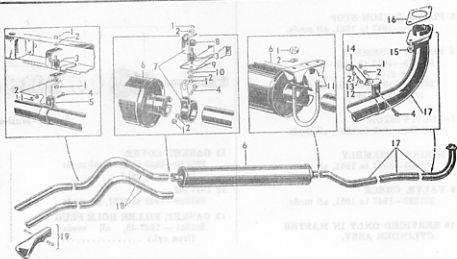


Fig. 7—Muffler, Exhaust and Tail Pipes

1 NUT
205—1947 to 1951, all models
(5/16")

2 LOCKWASHER
240—1947 to 1951, all models
(5/16")

3 INSULATOR, CLAMP TO BRACKET
203134—1947 to 1951, all models

4 BOLT, CLAMP
295—1947 to 1951, all models

5 CLAMP, TAIL PIPE TO FRAME
203135—1947-48, all models...
203385—1947-48, Model F486;
1949 to 1951, all models...
200435—1949 to 1951, Models
495 (Conv.)

6 MUFFLER
200440—1947-48, all models...
204785—1949, Mod. 495 (single
manifold)
205711—1949 to 1951, Con-
vertibles only
203382—1947-48, Model F486;
1949 to 1951, all models (Ex-
Conv., dual manifold)

**7 CLAMP, MUFFLER TO FRAME
BRACKET**
201386—1947-48, Models F47,
F47C (early cars)
203129—1947-48, all models
(late cars)
203382—1947-48, Model F486;
1949-51, all models

8 SPACER, CLAMP TO INSULATOR
203131—1947 to 1951, all models

**9 BRACKET, FRAME TO MUFFLER
CLAMP**
201876—1947 to 1951, all models

10 FLATWASHER, INSULATOR
300—1947 to 1951, all models

**11 CLAMP, EXHAUST PIPE TO
MUFFLER**
200489—1947 to 1949, all models.
206861—1950-51, all models...

12 CLAMP, EXHAUST PIPE HANGER
200489—1947 to 1951, all models

**13 BOLT, HANGER TO CLUTCH
HOUSING**
208—1947 to 1951, all models

**14 HANGER, EXHAUST PIPE TO
CLUTCH HOUSING**
201377—1947-48, Model F47...

**15 HANGER, EXHAUST PIPE TO
CLUTCH HOUSING**
203881—1947-48, all models
(dual manifold)

16 GASKET, EXHAUST FLANGE
201852—1947 to 1951, all models

17 PIPE, EXHAUST
200211—1947-48, Model F47
(front outlet manifold)
201547—1947-48, all models
(rear outlet manifold)
208459—1947-48, Model 486;
1949-51, all models
209669—1949 to 1951, all conv.

18 PIPE, TAIL
200442—1947-48, all models...
204786—1947 to 1951, all models.
(ex. conv.)
205712—1949 to 1951, all conv.

19 DEFLECTOR
200023—1947 to 1951, all models.
(flat type)
204787—1949 to 1951, all models.
(round type)

203850—1948-49, all models
(685SA, dual)
206641—1950-51, all models
(723S, dual)

*** PUMP, FUEL**
200281—1947-48, Model F47
(rear of motor)
201509—1947-48, Model F47,
F47C (front of motor)
213138—1947 to 1951, all mod-
els (fuel and vac.)

KIT, PUMP REPAIR
201782—1947-48, Model F47
(Pump 200281)
201784—1947-48, Model F47,
F47C (Pump 201509)
208659—1947-48, all models
(Pump 202319), 1949 to 1951,
all models

KIT, DIAPHRAGM
201783—1947-48, Model F47
(Pump 200281)
201785—1947-48, all models
(Pump 201509), 1949 to
1951, all models (Pump
202319, fuel side)
202376—1947 to 1951, all mod-
els (Pump 202319, vac. side)

Carburetor and Fuel Pump

Not Illustrated

CARBURETOR

204108—1947 to 1950, all mod-
els (622SA or SB, single)
206171—1948 to 1951, all mod-
els (685SA, dual)
206171—1951, all models
(723S, dual)

KIT, CARBURETOR REPAIR

204105—1947 to 1949, all mod-
els (622SA or SB, single)

TANK, FUEL

201374—1947-48, Model F47
(early cars)
200457—1947-48, all models
(late cars), 1949, all models
200457—1950-51, all models...

TUBE, FLEXIBLE

200465—1947-48, all models...
205254—1949 to 1951, all models

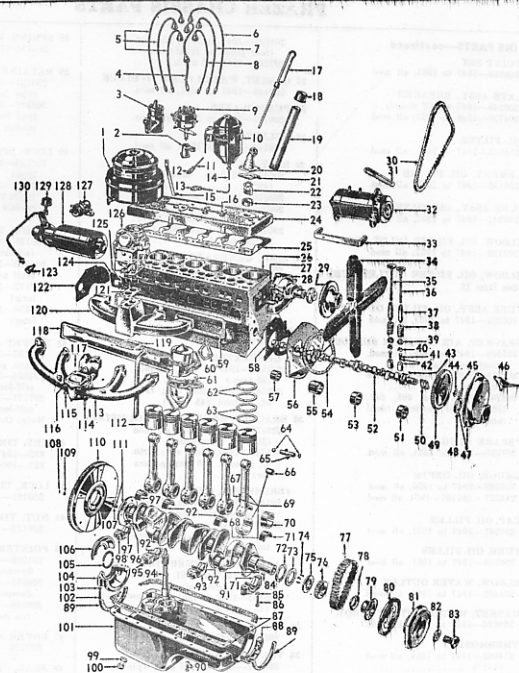


Fig. 8

See Fig. 8

- CLEANER, AIR**
 200618—1947-48, all mod.; 1949, mod. 495 (single manifold) . . .
 205253—1949, mod. 495, 496; 1949-51, all models, dual manifold

Engine Parts

- 2 ADAPTER, DISTRIBUTOR MOUNTING**
 200162—1947 to 1950, all mod.
 215024—1951, all models
- 3* COIL IGNITION**
 200256—1947-48, all models . . .
 204932—1949 to 1951, all mod.

- 4 to 8 CABLE SET, IGNITION**
 214081—1947 to 1951, all mod.
- 9* DISTRIBUTOR**
 200022—1947-48, all mod.
 204757—1949 to 1951, all mod.
CONDENSER
 200559—1947 to 1951, all mod.

continues

FRAZER CHASSIS PARTS

ENGINE PARTS—continued

- *POINT SET
200953—1947 to 1951, all mod.
- PLATE ASSY., BREAKER
200949—1947-48, all models...
204758—1949 to 1951, all mod.
- 10 OIL FILTER
215015—1947 to 1951, all mod.
- ELEMENT, OIL FILTER
200136—1947 to 1951, all mod.
- 11 TUBE ASSY., OIL FILTER INLET
200241—1947 to 1951, all mod.
- 12 ELBOW, OIL FILTER INLET TUBE
202123—1947 to 1951, all mod.
- 13 ELBOW, OIL FILTER OUTLET TUBE
See Item 12
- 14 TUBE ASSY., OIL FILTER OUTLET
200282—1947 to 1951, all mod.
- 15 BRACKET, AIR CLEANER SUPPORT
201566—1947 to 1949, all mod.
(single manifold)
203373—1947 to 1949, mod. F486
(dual manifold)
203255—1949, mod. 496, 496;
1950-51, all models (dual
manifold)
- 16* SPARK PLUG
201230—1947 to 1951, all mod.
- 17 GAUGE, OIL DEPTH
200282—1947 to 1950, all mod.
212827—207187—1951, all mod.
- 18 CAP, OIL FILLER
200261—1947 to 1951, all mod.
- 19 TUBE, OIL FILLER
200258—1947 to 1951, all mod.
- 20 ELBOW, WATER OUTLET
204402—1947 to 1951, all mod.
- 21 GASKET, WATER OUTLET ELBOW
200836—1947 to 1951, all mod.
- 22 THERMOSTAT
214063—1947 to 1951, all mod.
(151")
214064—1947 to 1951, all mod.
(170")
- 23 ADAPTER RING, THERMOSTAT
200161—1947 to 1951, all mod.
- 24 HEAD, CYLINDER
200057—1947 to 1950, all mod.
207353—1951, all models
- 25 GASKET, CYLINDER HEAD
200062—1947-48, all models
(steelbestos)
200062—1947 to 1951, all mod.
(copper asbestos)
- 26 BLOCK ASSY., CYLINDER
200051—1947-48, Model F47
(fuel pump at rear)
- 201946—1947 to 1950, all mod.
(fuel pump at front)
207259—1951, all models
- 27 GASKET, WATER PUMP TO BLOCK
200148—1947 to 1951, all mod.
- 28 PUMP, WATER
200147—1947 to 1951, all mod.
- 29 PULLEY, FAN
200144—1947 to 1951, all mod.
- 30 BELT, FAN
200444—1947-48, Model F47
(42")
203950—1947-48, all mod. (43")
203950—1949 to 1951 (4-door
and utility models 43")
205793—1949, mod. 496; 1950-
51, all models (44")
- 31 LINK, GENERATOR ADJUSTING
200171—1947 to 1950, all mod.
(35 amp. generator)
205740—1949, mod. 496; 1950-
51, all mod. (45 amp. genera-
tor)
- VOLTAGE REGULATOR
201343—1947-51
- 32* GENERATOR
200170—1947 to 1951, all mod.
(35 amp.)
205747—1949, mod. 496; 1950-
51, all mod. (45 amp.)
- 33 BRACKET, GENERATOR MOUNTING
200173—1947 to 1951, all mod.
(35 amp. generator)
205742—1949, mod. 496; 1950-
51, all mod. (45 amp. genera-
tor)
- *BRUSH SET, GENERATOR
201440—1947 to 1951, all mod.
(35 amp. generator)
205857—1949, mod. 496; 1950-
51, all mod. (45 amp. genera-
tor)
- *ARMATURE, GENERATOR
201444—1947 to 1951, all mod.
(35 amp. generator)
205851—1949 to 1951, mod. 496
(45 amp. generator)
- 34 FAN
200144—1947 to 1951, all mod.
- 35 VALVE, EXHAUST
200131—1947-48, all mod. (pin
type lock)
203526—1947-48, mod. 485, 486
(split type lock); 1949 to
1951, all models
- 36 VALVE, INTAKE
200130—1947-48, all mod. (pin
type lock)
203325—1947-48, mod. 485, 486
(split type lock); 1949 to
1951, all models
- 37 GUIDE, VALVE
205702—1947 to 1949, all mod.
(Std.)
205702—1949 to 1951, all mod.
(marked "A" 30065)
205703—1949 to 1951, all mod.
(marked "L" 0055)
- 38 SPRING, VALVE
200133—1947 to 1951, all mod.
- 39 RETAINER, VALVE SPRING
200134—1947-48, all mod. (pin
type lock)
203327—1947-48, all mod. (split
type lock); 1949 to 1951, all
models
- 40 LOCK, SPRING RETAINER
200135—1947-48, all mod. (pin
type)
203328—1947-48, mod. 485, 486
(split type); 1949 to 1951, all
models
- 41 SCREW, TAPPET
200138—1947 to 1950, all mod.
(adjustable)
204029—1949-50, all models
(self adjusting)
207172—1951, all mod. (27/32"
long)
207256—1951, all mod. (29/32"
long)
- 42 TAPPET ASSY., VALVE
200137—1947 to 1950, all mod.
(std. adjustable)
204024—1949-50, all mod. (std
self-locking)
207171—1951, all mod. (std.
self-locking)
- Note: Oversizes are available.
- 43 KEY, TIMING GEAR
823—1947 to 1949, all models...
823—1950-51, all models
- 44 LOCK, TIMING GEAR NUT
200121—1947 to 1951, all mod.
- 45 NUT, TIMING GEAR
200122—1947 to 1951, all mod.
- 46 POINTER, TIMING
201939—1947-48, all models (on
flywheel)
206551—1949, all models (on
damper 2 3/16")
200158—1947 to 1951, all mod.
(on damper 3 13/32")
- 47 COVER ASSY., TIMING CHAIN
200126—1947 to 1951, all mod.
- 48 SEAL, CRANKSHAFT OIL
200129—1947 to 1951, all mod.
- 49* GEAR, TIMING CAMSHAFT
200119—1947 to 1951, all mod.
- 50 THRUSTPLATE, CAMSHAFT
200114—1947 to 1951, all mod.
- 51 BEARING, CAMSHAFT No. 1
200115—1947 to 1951, all mod.
- 52* CAMSHAFT
200113—1947-48, all mod. (fuel
pump at rear)
203017—1947 to 1951, all mod.
(fuel pump at front)
- 53 BEARING, CAMSHAFT No. 2
200116—1947 to 1951, all mod.

54 GASKET, TIMING CHAIN COVER
200128—1947 to 1951, all mod.

55 BEARING, CAMSHAFT No. 3
200117—1947 to 1951, all mod.

56 PLATE, FRONT END CYLINDER
BLOCK
200053—1947-48, all models...
203889—1949 to 1951, all mod.

57 BEARING, CAMSHAFT No. 4
200118—1947 to 1951, all mod.

58 GASKET, BLOCK FRONT END PLATE
203890—1947-48, all models...
203890—1949 to 1951, all mod.

59 GASKET, TAPPET COVER
200143—1947 to 1951, all mod.

60 GASKET, FUEL PUMP TO BLOCK
200283—1947 to 1951, all mod.

61* PUMP, FUEL
200281—1947-48, model F47
(pump in rear)
201509—1947-48, models F47
F47C (pump in front).....
213138—1947 to 1951, all mod.
(fuel and vacuum)

62-63 RING SET, PISTON
203145—1947 to 1951, all mod.
(std. to .009)
Note: Oversizes available.

64 RING, PISTON PIN RETAINING
200110—1947 to 1951, all mod.

65 PIN, PISTON
200109—1947 to 1951, all mod.
(std.)
Note: Oversizes available.

66 BUSHING, CONNECTING ROD
200107—1947 to 1951, all mod.

67 BOLT, CONNECTING ROD
203309—1947-48, all models...
203309—1947-48, mod. 485, 486;
1949 to 1951, all models.....

68 LOCKNUT, CONNECTING ROD
203310—1947-48, all models...
203310—1947-48, mod. 485, 486;
1949 to 1951, all models.....

69* ROD ASSY., CONNECTING
200101—1947 to 1951, all mod.
(rods 1, 3, 5)
200102—1947 to 1951, all mod.
(rods 2, 4, 6)

70 BEARING, CONNECTING ROD
(Upper or Lower Set)
212996—1947 to 1951, all mod.
(rods 1, 3, 5, std.)
212997—1947 to 1951, all mod.
(rods 2, 4, 6, std.)
Note: Oversizes available

71 BEARING, CRANKSHAFT MAIN No. 1
200070—1947-48, all mod. (with
flange)
202686—1947 to 1951, all mod.
(without flange)

Note: Engine numbers followed
by letter "A" have .010 in-
dersize main bearings. Also
oversizes are available for
both types.

72 THRUSTWASHER, CRANKSHAFT
200065—1947 to 1950, all mod.
(flange)
Note: Not listed for 1951.

73 THRUSTWASHER, CRANKSHAFT
202685—1947 to 1950, all mod.
(without flange)
Note: Not listed for 1951.

74 PIN, CRANKSHAFT THRUST-
WASHER
202684—1947 to 1950, all mod
Note: Not listed for 1951.

75 THRUSTPLATE, CRANKSHAFT
200066—1947 to 1950, all mod.
Note: Not listed for 1951.

76* GEAR, CRANKSHAFT TIMING
200083—1947 to 1950, all mod.
207170—1951, all models.....

77* CHAIN, TIMING GEAR
200123—1947 to 1951, all mod.

78 SLINGER, CRANKSHAFT OIL
200069—1947 to 1950, all mod.
Note: Not listed for 1951.

79 HUB, CRANKSHAFT PULLEY
200086—1947 to 1951, all mod.

80 PULLEY, CRANKSHAFT
200085—1947 to 1951, all mod.

81 DAMPER, VIBRATION
200082—1947 to 1951, all mod.

82 LOCKWASHER, VIBRATION
DAMPER
200—1947 to 1949, all models...
348—1950-51, all models.....

83 BOLT, VIBRATION DAMPER
208—1947 to 1951, all models

84 KEY, CRANKSHAFT PULLEY HUB
200087—1947 to 1950, all mod.
822—1951, all models.....

85 FLATWASHER, MAIN BEARING
CAP
200081—1947 to 1951, all mod.

86 BOLT, MAIN BEARING CAP
200079—1947 to 1949, all mod.
(1, 2 and 3 caps)
200080—1947 to 1949, all mod.
(4 cap)

207155—1950-51, all mod. (1,
2 and 4 caps)
207155—1950-51, all mod. (Cap
3)

87 GASKET, OIL PAN SIDE
200266—1947 to 1950, all mod.
207186—1951, all models...

88 BLOCK, FRONT CRANKSHAFT
BEARING FILLER
200090—1947 to 1950, all mod.
207181—1951, all models.....

89 GASKET, OIL PAN END
200267—1947 to 1951, all mod

GASKET SET, OIL PAN
204505—1947 to 1950, all mod.
208593—1951, all models.....

90 BOLT, OIL PAN TO BLOCK
200853—1947 to 1951, all mod.

91 KEY, CRANKSHAFT TIMING GEAR
200084—1947 to 1950, all mod.
822—1951, all models.....

92 BEARING, CRANKSHAFT MAIN,
Nos. 2 and 3
200071—1947 to 1951, all mod.
Note: See note item 71.

93 CAP, MAIN BEARING, Nos. 1 and
2
202889—1947-48, all models
(Cap No. 1)
204641—1947 to 1950, all mod.
(Cap No. 2)
Note: 1949-50 Cap No. 1 fur-
nished with block only.
207151—1951, all mod. (Cap 1)
207182—1951, all mod. (Cap 2)

94 PUMP, OIL (Less Float)
200240—1947 to 1950, all mod.
207183—1951, all models.....

95 CAP, MAIN BEARING No. 3
204645—1947-48, all models...
204645—1949-50, all models...
207153—1951, all models.....

96 BOLT, FLYWHEEL CRANKSHAFT
200098—1947 to 1951, all mod.

97 BEARING, CRANKSHAFT MAIN
No. 4
200072—1947 to 1950, all mod.
207242—1951, all models.....

98 CAP, MAIN BEARING No. 4
204649—1949-50, all models...
204649—1947 to 1951, all mod.
207154—1951, all models.....

99 GASKET, OIL PAN DRAIN PLUG
200269—1947 to 1951, all mod.

100 PLUG, OIL PAN DRAIN
200268—1947 to 1951, all mod.

101 PAN, OIL
201961—1947 to 1950, all mod.
207185—1951, all models.....

102 BOLT, REAR BEARING FILLER
BLOCK
200094—1947 to 1950, all mod.
200691—1951, all models.....

103 LOCK WASHER, REAR BEARING
FILLER BLOCK
240—1947 to 1951, all models...

104 BLOCK, REAR BEARING FILLED
200093—1947 to 1951, all mod.
207147—1951, all models.....

105 OIL SEAL, REAR BEARING FILLER
BLOCK
204651—1947-48, all models...
204654—1949 to 1951, all mod.

FRAZER CHASSIS PARTS

ENGINE PARTS—continued

- 106 GUARD, REAR BEARING FILLER BLOCK
200096—1947 to 1950, all mod.
207148—1951, all models.....
- 107 BUSHING, CRANKSHAFT PILOT
200064—1947 to 1951, all mod.
- 108 NUT, FLYWHEEL TO CRANKSHAFT
200099—1947 to 1951, all mod.
- 09 LOCK WASHER, FLYWHEEL TO CRANKSHAFT
201—1947 to 1951, all models.....
- 110 FLYWHEEL ASSY. (Includes Ring Gear)
200097—1947 to 1950, all mod.
207149—1951, all models.....
- RING GEAR, FLYWHEEL
200100—1947 to 1950, all mod.
207150—1951, all models.....
- 111* CRANKSHAFT ASSY. (Includes Pilot Bushing)
200065—1947 to 1949, all mod.
207146—1950-51, all models.....
- 112* PISTON, (With Oil Holes in 3rd and 4th Grooves)
207247—1947 to 1949, all mod.
207247—1951, all models.....
- * PISTON (With Heat Dam and Holes in 3rd Groove and Slotted Oil Return in 4th Groove)
207247—1947 to 1950, all mod.
207247—1951, all models.....
- Note: Engine numbers followed by letters "A" or "N" have .020 oversize pistons. All other oversizes are available.
- 113 MANIFOLD ASSY., EXHAUST
200310—1947-48, Model F47 (front outlet).....

- 201965—1947-48, all models;
1949, Model 495 (single)....
- 203374—1947-48, Model 488;
1949 to 1951, all models
(dual).....
- 114 STUD, EXHAUST PIPE TO MANIFOLD
201970—1947-48, Model F47.
201855—1947 to 1951, all mod.
- 115 NUT, INTAKE TO EXHAUST MANIFOLDS
200278—1947-48, all models;
1949, Model 495 (single)....
- 203353—1947-48, Model 488;
1949 to 1951, all models
(dual).....
- 116 FLAT WASHER, INTAKE TO EXHAUST MANIFOLDS
200059—1947 to 1951, all mod.
- 117 STUD, INTAKE TO EXHAUST MANIFOLDS
200276—1947-48, all models;
1949, Model 495 (single)....
- 205510—1947-48, Model 488;
1949, all models (dual)....
- 205510—1950-51, all models
(dual).....
- 118 COVER, VALVE TAPPET
200140—1947-48, all models....
- 204112—1949 to 1951, all mod.
- 119 GASKET, INTAKE TO EXHAUST MANIFOLD
200319—1947-48, all models;
1949, Model 495 (single)....
- 203376—1947-48, Model 488;
1949 to 1951, all models
(dual).....
- 120 MANIFOLD ASSY., INTAKE
200274—1947-48, all models;
1949, Model 495 (single)....
- 203351—1947-48, Model 488;
1949 to 1951, all models
(dual).....

- 1949 to 1951, all models
(dual).....
- 121 GASKET, CARBURETOR TO INTAKE MANIFOLD
200437—1947-48, all models....
- 203355—1949 to 1951, all mod.
- 122 PLATE, CYLINDER BLOCK END (Rear)
200055—1947 to 1951, all mod.
- 123 ELBOW, OIL PRESSURE GAUGE TUBE, ENGINE UNIT
Part not listed for (Frazer).
- 124 GASKET, EXHAUST AND INTAKE TO BLOCK
200279—1947 to 1951, all mod.
- 125 STUD, CARBURETOR TO INTAKE MANIFOLD
200322—1947-48, all models....
- 205510—1950-51, all models....
- 126 CARBURETOR
Note: See carburetor list.
- 127* SOLENOID, STARTING MOTOR
201424—1947-48, all models....
- 204752—1949 to 1951, all mod.
- 128* MOTOR, STARTING
200620—1947-48, all models....
- 204753—1949 to 1951, all mod.
- * ARMATURE
201412—1947 to 1951, all mod.
- * BRUSH SET
201406—1947 to 1951, all mod.
- 129 GAUGE, OIL PRESSURE (Engine Unit)
Part not listed.
- 130 TUBE ASSY., OIL PRESSURE (Engine Unit)
Part not listed.

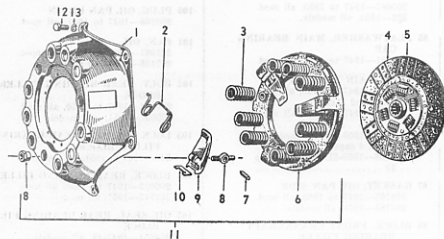


Fig. 9—Clutch

Clutch

See Fig. 9

- * COVER ASSY., PRESSURE PLATE
200204—1947 to 1949, all mod.
(9 springs).....
- 202971—1947 to 1950, all mod.
(3 springs).....
- 207333—1951, all mod. (3
springs).....
- 1* COVER, PRESSURE PLATE
200213—1947 to 1949, all mod.
(9 springs).....
- 202973—1947 to 1951, all mod.
(3 springs).....
- 2 SPRING, PRESSURE PLATE LEVEL
200212—1947 to 1950, all mod.
(9 springs).....
- 202980—1951, all mod. (3
springs).....
- * SPRING, PRESSURE PLATE
200206—1947 to 1949, all mod.
(9 springs).....

<p>202980—1947 to 1949, all mod. (3 springs)</p> <p>202976—1960-51, all mod. (3 springs)</p> <p>4 FACING SET</p> <p>200201—1947 to 1949, all mod. (9 springs)</p> <p>202981—1947 to 1951, all mod. (8 springs)</p> <p>5 *DISC AND FACINGS</p> <p>206428—1947 to 1949, all mod. (9 springs)</p> <p>206428—1947 to 1951, all mod. (3 springs)</p> <p>6 *PLATE, PRESSURE</p> <p>200205—1947 to 1949, all mod. (9 springs)</p> <p>202972—1947 to 1951, all mod. (Used with adj. screw spring # 202980)</p> <p>207334—1950-51, all mod. (Used with adj. screw clip # 207335)</p>	<p>7 PIN, PRESSURE PLATE LEVER</p> <p>200209—1947 to 1949, all mod. (9 springs)</p> <p>202975—1947 to 1951, all mod. (3 springs)</p> <p>8 EYEBOLT AND NUT ASSY., PRESSURE LEVER</p> <p>200210—1947 to 1949, all mod. (9 springs)</p> <p>202987—1947 to 1951, all mod. (3 springs) Nut</p> <p>9 LEVER, PRESSURE PLATE</p> <p>200207—1947 to 1949, all mod. (9 springs)</p> <p>202974—1947 to 1951, all mod. (3 springs)</p> <p>10 STRUT PRESSURE PLATE</p> <p>200208—1947 to 1949, all mod. (9 springs)</p> <p>11 *PLATE ASSY., PRESSURE Note: See top of clutch list</p> <p>12 BOLT, PRESSURE PLATE</p> <p>200109—1947 to 1951, all mod. (Both types)</p>	<p>13 LOCKWASHER, PRESSURE PLATE</p> <p>191—1947 to 1951, all mod. (Both types)</p> <p>*BEARING AND SLEEVE, RELEASE</p> <p>207257—1947 to 1951, all mod.</p> <p>*BEARING, RELEASE</p> <p>205745—1947 to 1951, all mod.</p> <p>*FORK, RELEASE</p> <p>200215—1947 to 1951, all mod.</p> <p>SHAFT, CLUTCH RELEASE FORK</p> <p>200218—1947-48, all mod.</p> <p>204238—1949 to 1951, all mod.</p> <p>SPRING, RELEASE BEARING</p> <p>200217—1947 to 1951, all mod.</p> <p>PEDAL, CLUTCH</p> <p>201062—1947-48, all mod.</p> <p>204231—1949 to 1951, all mod. (Ex. Conv.)</p> <p>205696—1949 to 1951, all con- vertibles</p> <p>SPRING, PEDAL RETURN</p> <p>201855—1947-48, all mod.</p> <p>204234—1949 to 1951, all mod.</p>
--	---	--

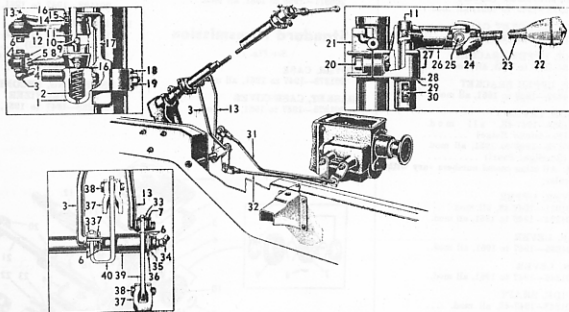


Fig. 10

Gear Shift Linkage—Standard Transmission

<p>See Fig. 10</p> <p>1 BRACKET, SHAFT LOWER</p> <p>201250—1947-48, all mod. (Incl. cap & pin)</p> <p>204295—1949 to 1951, all mod.</p> <p>2 SPRING, SHAFT LOWER BRACKET</p> <p>204290—1949 to 1951, all mod.</p> <p>3 ROD, LOW AND REVERSE (Upper)</p> <p>201251—1947-48, all mod.</p> <p>204297—1949 to 1951, all mod.</p>	<p>4 LEVER, LOW AND REVERSE (Lower)</p> <p>201252—1947-48, all mod.</p> <p>204293—1949 to 1951, all mod.</p> <p>5 INSULATOR, LEVER (Lower)</p> <p>201517—1947 to 1951, all mod.</p> <p>6 FLATWASHER, ROD INSULATOR</p> <p>225—1949, all mod.</p> <p>247—1950-51, all mod.</p>	<p>7 SPRING WASHER, ROD INSULATOR</p> <p>201963—1947 to 1951, all mod.</p> <p>8 OILER, LEVER (Lower)</p> <p>202121—1947 to 1951, all mod.</p> <p>9 PIN, SHAFT (Lower)</p> <p>201511—1947 to 1951, all mod.</p> <p>10 COVER</p> <p>201514—1947 to 1951, all mod.</p>
---	---	---

continues

FRAZER CHASSIS PARTS

GEAR SHIFT LINKAGE—continued

- 11 SHAFT
 - 201251—1947-48, all mod.
 - 204285—1949 to 1951, all mod.
- 12 LEVER, SECOND AND HIGH (Lower)
 - 201258—1947-48, all mod.
 - 204294—1949 to 1951, all mod.
- 13 ROD, SECOND AND HIGH (Upper)
 - 202320—1947-48, all mod.
 - 204298—1949-1951, all mod.
- 14 RETAINER, LEVER SEAL (Lower)
 - 201513—1947 to 1951, all mod.
- 15 SEAL, LEVER (Lower)
 - 201512—1947 to 1951, all mod.
- 16 SPRINGWASHER, LEVER
 - 201515—1947 to 1951, all mod.
- 17 RETAINER, LEVER (Lower)
 - 201516—1947-48, all mod.
 - 205390—1949 to 1951, all mod.
- 18 CAP, BRACKET (Lower)
 - 204296—1949 to 1951, all mod.
- 19 BOLT, BRACKET CAP
 - 587—1947 to 1951, all mod.
- 20 BOLT, UPPER BRACKET
 - 735—1947 to 1951, all mod.
- 21 CAP, UPPER BRACKET
 - 204292—1949 to 1951, all mod.
- 22 KNOB, LEVER
 - 201933—1947-48, all mod.
 - (Sandstone Beige)
 - 205172—1949 to 1951, all mod.
 - (Starlight Pearl)

Note: All other model numbers vary with wheel color
- 23 LEVER, UPPER
 - 201931—1947-48, all mod.
 - 204284—1949 to 1951, all mod.
- 24 CAP, LEVER
 - 204265—1947 to 1951, all mod.
- 25 PIN, LEVER
 - 201242—1947 to 1951, all mod.
- 26 GUIDE, SHAFT
 - 201247—1947-48, all mod.
 - 205417—1949 to 1951, all mod.
- 27 BRACKET, SHAFT (Upper)
 - 201245—1947-48, all mod. (Ex-F47C, F486)
 - 202464—1947-48, Models F47C, F486
 - 204291—1949 to 1951, all mod.
- 28 FLATWASHER, UPPER BRACKET TO GUIDE
 - 201250—1947-48, all mod.
 - 204287—1949 to 1951, all mod.
- 29 SNAPRING, GUIDE
 - 204288—1949, all mod. (.042) ..
 - 205402—1949 to 1951, all mod. (.002)
- 30 PIN, SHAFT TO GUIDE
 - 201511—1947 to 1951, all mod.
- 31 ROD, LOW AND REVERSE (Lower)
 - 204301—1949 to 1951, all mod.

- 32 ROD, SECOND AND HIGH (Lower)
 - 204302—1949 to 1951, all mod.
- 33 INSULATOR, ROD
 - 206649—1949 to 1951, all mod.
- 34 OILER, ROD BELLCRANK
 - 202121—1949 to 1951, all mod.
- 35 SNAP RING, BELLCRANK
 - 204304—1949 to 1951, all mod.
- 36 THRUSTWASHER, BELLCRANK ROD
 - 206120—1949 to 1951, all mod.
- 37 CLEVIS, LOWER ROD
 - 205340—1947 to 1951, all mod.
- 38 PIN, CLEVIS LOWER ROD
 - 200239—1947 to 1951, all mod.
- 39 BELLCRANK, ROD, SECOND AND HIGH
 - 202321—1947-48, all mod.
 - 204410—1949 to 1951, all mod.
- 40 BELLCRANK, ROD, LOW AND REVERSE
 - 204303—1949, all mod.
 - 206811—1950 to 1951, all mod.

- 3* GEAR, LOW AND REVERSE
 - 201300—1947 to 1951, all mod.
- 4* GEAR, SECOND SPEED IDLER
 - 201299—1947 to 1951, all mod.
- 5 RING, SECOND AND HIGH BLOCKING
 - 201298—1947 to 1951, all mod.
- 6 SNAP RING, SHIFTING PLATE
 - 201297—1947 to 1951, all mod.
- 7 HUB, SECOND AND HIGH SYNCHRONIZER
 - 201294—1947 to 1951, all mod.
- 8 PLATE, SECOND AND HIGH SYNCHRONIZER SHIFTING
 - 201296—1947 to 1951, all mod.
- 9 SLEEVE, SECOND AND HIGH SYNCHRONIZER
 - 201295—1947 to 1951, all mod.
- 10* SYNCHRONIZER UNIT, SECOND AND HIGH
 - 201293—1947 to 1951, all mod.
- 11 BEARING, MAIN SHAFT ROLLER
 - 201192—1947 to 1951, all mod.
- 12* SHAFT, MAIN
 - 201288—1947 to 1949, all mod.
 - (ex. F47C, 486)
 - 201290—1947-48, all (ex. F47C, 486); 1949, all mod.
- 13 SNAP RING, SECOND AND HIGH SYNCHRONIZER
 - 201282—1947 to 1951, all mod.

Standard Transmission

See Fig. 11

- 1 COVER, CASE
 - 201279—1947 to 1951, all mod.
- 2 GASKET, CASE COVER
 - 201276—1947 to 1951, all mod.

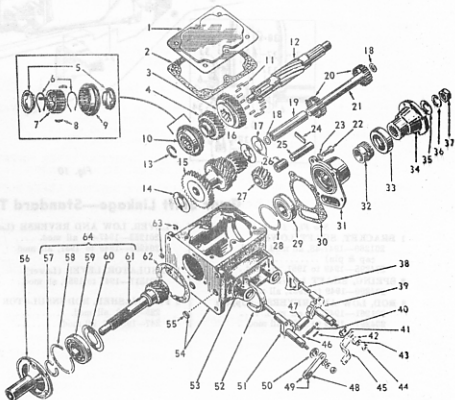


Fig. 11—Standard Transmission

FRAZER CHASSIS PARTS

401

- 14 THRUSTWASHER, COUNTERSHAFT GEAR CLUSTER (Front)
201314-1947 to 1951, all mod.
- 15* GEAR CLUSTER, COUNTERSHAFT
201313-1947 to 1951, all mod..
- 16 THRUSTWASHER, CLUSTER GEAR (Rear)
201316-1947 to 1951, all mod.
(1 15/16 in. O.D.)
- 201316-1947 to 1951, all mod
(1 29/32 in. O.D.)
- 17 THRUSTWASHER, CLUSTER GEAR (Rear)
See item 16.
- 18 WASHER, COUNTERSHAFT GEAR BEARING
201319-1947 to 1951, all mod..
- 19 SPACER, COUNTERSHAFT GEAR BEARING
201318-1947 to 1951, all mod..
- 20* BEARING, COUNTERSHAFT GEAR (Roller)
201317-1947 to 1951, all mod..
- 21* COUNTERSHAFT
201312-1947 to 1951, all mod..
- 22 BOLT, RETAINER
268-1947-48, all mod. (ex.
F47C, 486); 1949, all (% x
% in.)
- 181-1947-48, all mod. (ex.
F47C, 486, % x 1 in.)
- 182-1949 to 1951, all mod. (%
x 1 % in.)
- 23 LOCKWASHER
192-1947-48, all mod.
- 291-1949 to 1951, all mod.
- 24 LOCKPLATE, REVERSE IDLER GEAR SHAFT
201323-1947 to 1951, all mod..
- 25* SHAFT, REVERSE IDLER GEAR
201322-1947 to 1951, all mod..
- 26 BUSHING, REVERSE IDLER GEAR
201321-1947 to 1951, all mod.
- 27* GEAR ASSY., REVERSE IDLER (Incl. Bushing)
201320-1947 to 1951, all mod..
- 28 SNAP RING, MAIN SHAFT BEARING
201302-1947 to 1951, all mod.
(.086 thick, 2 31/32 in. O.D.)
Note: Other sizes available.
- 29* BEARING, MAIN SHAFT
201801-1947 to 1951, all mod..
- 30 GASKET, MAIN SHAFT BEARING RETAINER
201809-1947 to 1951, all mod..
- 31 RETAINER, MAIN SHAFT BEARING
201807-1947 to 1951, all mod..
- 32 GEAR, SPEEDOMETER DRIVE
202215-1947-48, all mod.
(ratio 3.73:1)
- 204307-1949-50, all mod.
(ratio 3.73:1)
- 207324-1951, all mod. (ratio
4.55)
- Note: Gears available for other axle
ratios.
- 33 SEAL, MAIN SHAFT OIL
201311-1947 to 1951, all mod..
- 34 FLANGE, PROPELLER SHAFT
201022-1947-48, mod. F47
(mechanics)
- 201803-1947 to 1951, all mod.
(universal)
- 35 FLATWASHER
201342-1947 to 1951, all mod..
- 36 LOCKWASHER
336-1947 to 1951, all mod.
(% in.)
- 37 NUT
201341-1947 to 1951, all mod.
(% in.)
- 38 SHOE, LOW AND REVERSE SHIFT-
ING
201324-1947 to 1951, all mod..
- 39 LEVER AND SHAFT, LOW AND RE-
VERSE SHIFTING (Inner)
204844-1947 to 1951, all mod..
- 40 SPRING, SHIFTING LEVER POPPET
BALL
201330-1947 to 1951, all mod..
- 41 PIN, SHIFTING LEVER POPPET
RETAINER
203076-1947-48, all mod.
- 204846-1949 to 1951, all mod..
- 42 FLATWASHER
291399-1947 to 1951, all mod..
- 43 LOCKWASHER
240-1947 to 1951, all mod.
- 44 NUT
205-1947 to 1951, all mod.
- 45 LEVER ASSY., LOW AND REVERSE
SHIFTING (Outer)
201337-1947-48, all mod.
- 204885-1949 to 1951, all mod..
- 46 BALL, SHIFTING LEVER POPPET
201329-1947 to 1951, all mod..
- 47 SLEEVE, SHIFTING LEVER POPPET
BALL
201331-1947 to 1951, all mod.
(not marked, 1.299)
- 201332-1947 to 1951, all mod.
(marked "A," 1.295 long)
- 201333-1947 to 1951, all mod.
(marked "B," 1.291 long)
- 201334-1947 to 1951, all mod.
(marked "C," 1.287 long)
- 201335-1947 to 1951, all mod.
(marked "D," 1.303 long)
- 48 INSULATOR, SHIFTING LEVER
(Outer)
201340-1947 to 1951, all mod..
- 49 LEVER ASSY., SECOND AND HIGH
(Outer)
201338-1947-48, mod. F47 ...
- 204884-1947 to 1951, all mod..
- 50 SEAL, SHIFTING LEVER OIL (Inner)
200903-1947 to 1951, all mod..
- 51 LEVER AND SHAFT, SECOND AND
HIGH
204845-1947 to 1951, all mod..
- 52 FORK, SECOND AND HIGH SHIFT-
ING
201325-1947 to 1951, all mod.
- 53 PIN
201327-1947 to 1951, all mod..
- 54 CASE ASSY.
201268-1947 to 1949, all mod..
- 201269-1949 to 1951, all mod.
(overdrive)
- 55 PLUG, EXPANSION
201271-1947-48, all mod.
- 672-1949 to 1951, all mod.
- 56 RETAINER, DRIVE PIN BEARING
201276-1947 to 1951, all mod..
- 57 SNAP RING, DRIVE PIN BEAR-
ING
201286-1947 to 1951, all mod.
(.0625 thick, 2 11/16 in. L. D.)
- 59* BEARING, DRIVE PIN
201274-1947 to 1951, all mod..
- 60 SLINGER, DRIVE PIN BEARING
201287-1947 to 1951, all mod..
- 61 NOT SERVICED SEPARATELY (See
item 64)
- 62 GASKET, DRIVE PIN BEARING
RETAINER
201278-1947 to 1951, all mod.
(.009)
- 201279-1947 to 1951, all mod.
(.0195)
- 201280-1947 to 1951, all mod.
(.018)
- 201281-1947 to 1951, all mod.
(.025)
- 63 PLUG, FILLER AND DRAIN
201270-1947 to 1951, all mod..
- 64* PIN ASSY., DRIVE (Incl.
Bearing)
201273-1947 to 1951, all mod..

Transmission Overdrive

See Fig. 12

- 1* SHAFT (Incl. Synchronizer, 2nd Speed
Idler, Low and Reverse Gear)
201289-1947 to 1951, all mod..
- 201291-1949 to 1951, all mod.
(shaft only)
- 2 SNAP RING, MAIN SHAFT BEARING
201282-1947 to 1951, all mod.
(.086 thick, 2 31/32 in. O.D.)
Note: Other thickness available.
- 3* BEARING, MAIN SHAFT
201301-1947 to 1951, all mod..
- 4 SNAP RING, MAIN SHAFT BEARING
201282-1947 to 1951, all mod.
(.086 thick, 1 15/64 in. O.D.)
Note: Other thickness available.

continued

FRAZER CHASSIS PARTS

TRANSMISSION OVERDRIVE—

continued

- 5 BAFFLE, MAIN SHAFT BEARING
201806—1947 to 1951, all mod..
- 6 GASKET, OVERDRIVE ADAPTER TO CASE
200895—1947 to 1951, all mod..
- 7 ADAPTER, OVERDRIVE HOUSING
201808—1947 to 1951, all mod..
- 8 GEAR AND BLOCKING RING, STATIONARY
200870—1947 to 1951, all mod..
- 9 PLATE, STATIONARY GEAR COVER
200877—1947 to 1951, all mod..
- 10 SNAP RING, STATIONARY GEAR COVER PLATE
200878—1947 to 1951, all mod.
(.0625 thick)
- 200879—1947 to 1951, all mod.
(.0705 thick)
- 200880—1947 to 1951, all mod.
(.0665 thick)
- 11 GEAR, STATIONARY (Incl. Collar and Snap Rings)
200871—1947 to 1951, all mod..
- 200878—1947 to 1951, all mod..
- 200879—1947 to 1951, all mod..
- 12 CAGE ASSY., STATIONARY GEAR PINION (Complete with Parts)
200882—1947 to 1951, all mod..
- 13 CAM ASSY., FREE WHEELING (Incl. Rollers, Retainers, Springs, Clips)
200883—1947 to 1951, all mod..
- 14 CLIP, FREE WHEELING CAM
200884—1947 to 1951, all mod..
- 15 RETAINER, FREE WHEELING CAM BEARING
200886—1947 to 1951, all mod..

- 16 BEARING, FREE WHEELING CAM (Roller)
200885—1947 to 1951, all mod..
- 17 SPRING, CAM BEARING RETAINER
200888—1947 to 1951, all mod..
- 18 SPRING, CONTROL SHAFT RETRACTOR
200900—1947 to 1951, all mod..
- 19 LEVER, CONTROL SHAFT
200904—1947-48, all mod.
- 203544—1949 to 1951, all mod..
- 20 OIL SEAL, SHIFT CONTROL SHAFT
200903—1947 to 1951, all mod..
- 21 SHAFT, SHIFT CONTROL
200902—1947 to 1951, all mod..
- 22 RAIL, OVERDRIVE SHIFT FORK
200896—1947-48, all mod.
- 204849—1949 to 1951, all mod..
- 23 SPRING, CONTROL SHAFT LOCK UP
200899—1947-48, all mod.
- 204856—1949 to 1951, all mod..
- 24 CUP, LOCK UP SPRING
200898—1947-48, all mod.
- 204855—1949 to 1951, all mod..
- 25 "C" WASHER, SHIFT FORK
200897—1947-48, all mod.
- 204850—1949 to 1951, all mod..
- 26 FORK, SHIFT
200894—1947-48, all mod.
- 204848—1949 to 1951, all mod..
- 27 GUIDE, SHIFT FORK
200901—1947 to 1951, all mod..
- 28 PAWL, STATIONARY GEAR
200881—1947-48, all mod.
- 204847—1949 to 1951, all mod..

- 29 OIL SEAL, SOLENOID
200914—1947 to 1951, all mod..
- 30 SOLENOID
212518—1947 to 1951, all mod..
- 31 RING GEAR
200891—1947 to 1951, all mod..
- 32 MAIN SHAFT ASSY. (Incl. Ring Gear and Snap Rings)
200889—1947 to 1949, all mod..
- 207822—1950-51, all mod.
- 33 SNAP RING, RING GEAR
200892—1947 to 1951, all mod..
- 34* BEARING, MAIN SHAFT
200893—1947 to 1951, all mod..
- 35 GASKET, HOUSING TO ADAPTER
201310—1947 to 1951, all mod..
- 36 HOUSING
200895—1947 to 1949, all mod..
- 207821—1950-51, all mod.
- 37 BOLT
200896—1947 to 1951, all mod..
- 38 LOCKWASHER
- 39 PLUG, FILLER AND DRAIN
121—1947 to 1951, all mod.
- 40 SLEEVE, GOVERNOR PINION
200905—1947 to 1951, all mod..
- 41 GOVERNOR
200929—1947 to 1951, all mod..
- 42 RETAINER, GOVERNOR PINION SLEEVE
200906—1947 to 1951, all mod..
- 43 PINION, GOVERNOR (15 Teeth)
200909—1947 to 1951, all mod..
- 44 GEAR, GOVERNOR (7 Teeth)
200910—1947 to 1951, all mod..
- 45 GEAR, SPEEDOMETER DRIVE
200920—1947-48, all mod.
(4.27:1 ratio)
- 204308—1949-50, all mod.
(4.27:1 ratio)
- 214105—1951, all mod. (4.55) ..
- 46 SNAP RING, MAIN SHAFT BEARING
201395—1947 to 1951, all mod.
(.062 thick)
- 201396—1947 to 1951, all mod.
(.065 thick)
- 201397—1947 to 1951, all mod.
(.068 thick)
- 201398—1947 to 1951, all mod.
(.071 thick)
- 47 OIL SEAL, MAIN SHAFT
201311—1947 to 1951, all mod..
- 48 FLANGE, PROPELLER SHAFT (Front)
201022—1947-48, mod. F47...
201803—1947 to 1951, all mod..
- 49 FLATWASHER
- 50 LOCKWASHER
- 51 NUT
201341—1947 to 1951, all mod..
- 52 SWITCH, SHIFT FORK RAIL
200915—1947 to 1951, all mod..
- 53 GASKET, FORK RAIL SWITCH
- 54 PIN, SHIFT CONTROL SHAFT
201327—1947 to 1951, all mod..

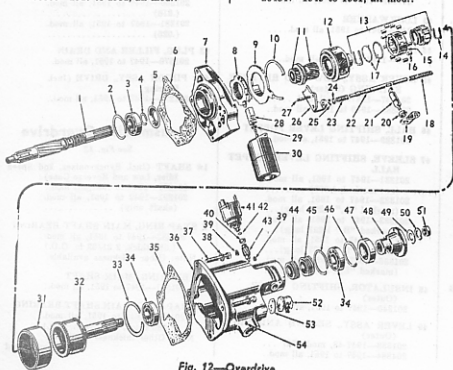


Fig. 12—Overdrive

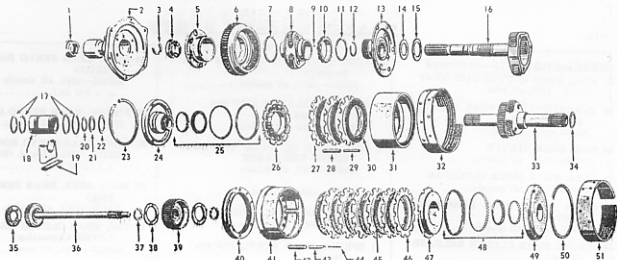


Fig. 13

Hydramatic Parts, Reverse Assembly, Front Clutch Unit, Rear Clutch Unit

See Fig. 13

TRANSMISSION ASSY. (Less Torus and Gwheels)

- 209347-1951, all mod.
- 1 SEAL, REAR BEARING OIL
209043-1951, all mod.
- 2 RETAINER ASSY., REAR BEARING
209040-1951, all mod.
- 3 RING, REVERSE UNIT BEARING SNAP
209147-1951, all mod.
- 4 BEARING, REVERSE UNIT SHAFT
209146-1951, all mod.
- 5 SUPPORT, REVERSE UNIT GEAR
209145-1951, all mod.
- 6 GEAR, REVERSE UNIT INTERNAL
209143-1951, all mod.
- 7 RING, REVERSE UNIT GEAR SNAP
209144-1951, all mod.
- 8 PLANET CARRIER, REVERSE UNIT
209141-1951, all mod.
- 9 BALL, OIL PUMP AND GOVERNOR DRIVE GEAR
895-1951, all mod. (3/16" diam.)
- 10 GEAR, OIL PUMP AND GOVERNOR DRIVE
209136-1951, all mod. (bronz)
- 11 RING, OIL PUMP AND GOVERNOR DRIVE SNAP
209137-1951, all mod.
- 12 RING, PLANET CARRIER SNAP
209142-1951, all mod.
- 13 GEAR ASSY., REVERSE UNIT CENTER (Incl. flange & bushing)
209138-1951, all mod.
- 14 THRUSTWASHER, REVERSE CENTER GEAR (Steel)
209139-1951, all mod.

- 15 THRUSTWASHER, REVERSE CENTER GEAR (Bronze)
209140-1951, all mod.
- 16 SHAFT AND PLANET GEARS ASSY., REVERSE OUTPUT
209135-1951, all mod. (Incl. bushing)
- 17 RING, OIL DELIVERY SLEEVE OIL SEAL
209060-1951, all mod.
- 18 SLEEVE, FRONT DRUM OIL DELIVERY (Incl. bushing)
209079-1951, all mod.
- 19 LOCKPLATE, SLEEVE CAP BOLT
209081-1951, all mod.
- 20 RING, FRONT CLUTCH DRUM, REAR SNAP
209020-1951, all mod.
- 21 THRUSTWASHER, FRONT CLUTCH DRUM, REAR (Steel)
209071-1951, all mod.
- 22 THRUSTWASHER, FRONT CLUTCH DRUM, REAR (Bronze)
209067-1951, all mod.
- 23 RING, FRONT CLUTCH CONTROL ANNULAR PISTON, SNAP
209077-1951, all mod.
- 24 DRUM ASSY., FRONT CLUTCH (Incl. bushing)
209070-1951, all mod.
- 25 PACKAGE, EXPANDER AND SEAL (Clutch control piston)
209078-1951, all mod.
- 26 PISTON, FRONT CLUTCH CONTROL ANNULAR
209076-1951, all mod.
- 27 PLATE, FRONT CLUTCH DRIVE (Steel)
209073-1951, all mod.

- 28 SPRING, FRONT CLUTCH RELEASE (Outer)
209074-1951, all mod.
- 29 SPRING, FRONT CLUTCH RELEASE (Inner)
209075-1951, all mod.
- 30 PLATE ASSY., FRONT CLUTCH DRIVE (Incl. facings)
209072-1951, all mod.
- 31 DRUM ASSY., FRONT BRAKE (Incl. pins)
209069-1951, all mod.
- 32 BAND AND LINING, FRONT CLUTCH SERVO
214564-1951, all mod.
- 33 CARRIER ASSY., FRONT PLANET (Incl. shaft, pinion, bearings)
209068-1951, all mod.
- 34 THRUSTWASHER, FRONT DRIVE GEAR (Rear, bronze)
209067-1951, all mod.
- 35 THRUSTWASHER, MAIN SHAFT GEAR (Rear, bronze)
209127-1951, all mod. (.057 thick)
- 209128-1951, all mod. (.065 thick)
- 209129-1951, all mod. (.070 thick)
- 209130-1951, all mod. (.081 thick)
- 209131-1951, all mod. (.089 thick)
- 209132-1951, all mod. (.097 thick)
- 209133-1951, all mod. (.105 thick)
- 209134-1951, all mod. (.113 thick)
- 36 SHAFT AND GEAR, MAIN
209126-1951, all mod.

contd

FRAZER CHASSIS PARTS

HYDRAMATIC PARTS—continued

- 37 RING, REAR CLUTCH HUB, SNAP
209020—1951, all mod.
- 38 THRUSTWASHER, REAR CLUTCH
HUB (Bronze)
209103—1951, all models.
- 39 HUB, REAR CLUTCH
214555—1951, all models.
- 40 GEAR, REAR DRUM INTERNAL
209098—1951, all models.
- 41 DRUM ASSY., REAR BRAKE (Incl.
pins)
209097—1951, all models.
- 42 SPRING, REAR CLUTCH RELEASE
(Outer)
209075—1951, all mod.
- 43 SPRING, REAR CLUTCH RELEASE
(Inner)
209074—1951, all mod.
- 44 PIN, REAR CLUTCH RELEASE
SPRING GUIDE
209101—1951, all mod.
- 45 PLATE ASSY., REAR CLUTCH (Incl.
facings)
209072—1951, all models.
- 46 PLATE, REAR CLUTCH (Steel)
209073—1951, all models.
- 47 PISTON, REAR CLUTCH CONTROL
ANNULAR
209100—1951, all models.
- 48 PACKAGE, EXPANDER AND SEAL
(Clutch control piston)
209078—1951, all models.
- 49 DRUM ASSY., REAR CLUTCH (Incl.
bushing)
209099—1951, all models.
- 50 RING, REAR CLUTCH ANNULAR
PISTON, SNAP
209077—1951, all models.
- 51 BAND AND LINING, REAR CLUTCH
SERVO
209104—1951, all models.

- 6 STOP, GOVERNOR PLUNGER (Incl.
Bushing)
209106—1951, all models.
- 7 PACKAGE, FLANGE AND PIN
(Governor)
209162—1951, all models.
- 8 PIPE, REAR OIL PUMP TO FRONT
SERVO DISCHARGE
209125—1951, all models.
- 209157—1951, all models.
- 10 COVER, REAR OIL PUMP
209158—1951, all models.
- 11 SPRING, REAR SERVO PISTON
(Inner)
209123—1951, all mod. (½ in.)
- 12 PISTON, REAR SERVO ACCUMU-
LATOR
209116—1951, all models.
- 13 RING, REAR SERVO ACCUMULATOR
PISTON
209117—1951, all models (3/32
in. x 2 ½ in.)
- 14 CHECK VALVE AND RIVET, REAR
SERVO ACCUMULATOR
209115—1951, all mod.
- 15 PLUNGER, ACCUMULATOR CHECK
VALVE
209114—1951, all models.
- 16 BODY ASSY. (Incl. Check Valve)
209113—1951, all models.
- 17 SPRING, REAR SERVO PISTON
APPLY
209115—1951, all mod. (¼ in.
diam.)
- 18 SPRING, REAR SERVO BOOSTER
PISTON
209112—1951, all mod. (1 5/16
in. diam.)

- 19 RING, REAR SERVO BOOSTER
PISTON
209110—1951, all models (3/32
n. x 2 ½ in.)
- 20 PISTON, REAR SERVO BOOSTER
209109—1951, all models.
- 21 RING, REAR SERVO BOOSTER
209111—1951, all mod. (3/32 in.
x 1 11/16 in.)
- 22 BODY ASSY., REAR SERVO (Incl.
Plug)
209108—1951, all models.
- 23 PIN, REAR CLUTCH SERVO BAND
LEVER (Actuating)
209346—1951, all mod.
- 24 BEARING, REAR SERVO BAND AC-
TUATING LEVER
209225—1951, all mod.
- 25 LEVER, REAR CLUTCH SERVO BAND
ACTUATING
209105—1951, all models.
- 26 SPRING, REAR SERVO COMPENSA-
TOR PISTON (Outer)
209122—1951, all mod. (¾ in.)
- 27 RING, REAR SERVO COMPENSATOR
PISTON
209121—1951, all mod. (3/32 in.
x 1 ¼ in.)
- 28 PISTON, REAR SERVO COMPENSA-
TOR
209120—1951, all mod.
- 29 SPRING, REAR SERVO ACCUMULA-
TOR PISTON (Main)
209118—1951, all mod.
- 30 RETAINER, REAR SERVO COMPEN-
SATOR PISTON SPRING
209124—1951, all mod.
- 31 SEAT, REAR PUMP DISCHARGE
CHECK VALVE
209095—1951, all models.

Hydraulic Parts Governor, Front and Rear Servo, Pump and Oil Pan

See Fig. 14

- 1 PLUG, GOVERNOR OIL DELIVERY
SLEEVE
209165—1951, all mod.
- 2 SLEEVE, GOVERNOR OIL DELIVERY
209164—1951, all models.
- 3 PIPE, CONTROL VALVE TO GOV-
ERNOR
209172—1951, all models.
- 4 RING, GOVERNOR OIL SEAL
209163—1951, all models.
- 5 GOVERNOR ASSY.
209345—1951, all models.

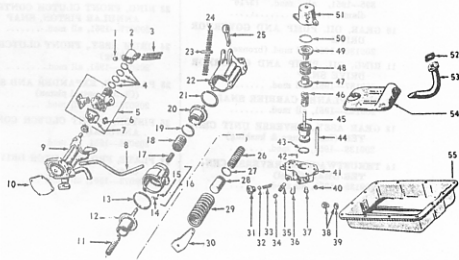


Fig. 14—Governor, Front and Rear Servo, Pump and Oil Pan

HYDRAMATIC PARTS—continued

- 26 LEVER ASSY., MANUAL CONTROL DETENT
209169—1951, all models.....
- 27 RETAINER, MANUAL CONTROL VALVE DETENT BALL
209170—1951, all models.....
- 28 VALVE, OIL PRESSURE REGULATOR
209059—1951, all models.....
- 29 GASKET, OIL PRESSURE REGULATOR PLUG
209002—1951, all mod.
- 30 SPRING, OIL PRESSURE REGULATOR VALVE
209060—1951, all mod.
- 31 PLUG ASSY., OIL PRESSURE REGULATOR VALVE
209061—1951, all models.....
- 32 WASHER, FRONT OIL PUMP COVER LOCATING
209046—1951, all mod.
- 33 GEAR ASSY., FRONT UNIT DRIVE
209064—1951, all models.....
- 34 GASKET, FRONT OIL PUMP COVER TO CASE
209048—1951, all mod.
- 35 PACKAGE, SCREW AND WASHER, FRONT OIL PUMP
209063—1951, all models.....
- 36 SPRING, FRONT OIL PUMP RELIEF VALVE
209058—1951, all mod.
- 37 VALVE, FRONT OIL PUMP RELIEF
209057—1951, all models.....
- 38 PUMP, FRONT OIL
209044—1951, all models.....
- 39 PLUG, TORUS COVER
209024—1951, all mod.
- 40 RING, FRONT OIL PUMP COVER OIL SEAL
209047—1951, all models.....
- 41 OIL SEAL, FRONT OIL PUMP COVER
209046—1951, all mod.
- 42 COVER, TORUS
209467—1951, all models.....
- 43 GASKET, TORUS COVER TO FLYWHEEL
209026—1951, all models.....
- 44 TORUS, DRIVING (Rear)
209016—1951, all mod.
- 45 RING, DRIVING TORUS SNAP
209020—1951, all mod.
- 46 RING, DRIVEN TORUS RETAINING (Horse shoe)
209019—1951, all mod.
- 47 RETAINER, TORUS CHECK VALVE
209017—1951, all mod.
- 48 CHECK VALVE, TORUS
209344—1951, all models.....
- 49 SPRING, TORUS CHECK VALVE
209018—1951, all mod.

- 50 TORUS, DRIVEN (Front)
209014—1951, all models.....
- 51 WASHER, DRIVEN TORUS LOCKING
209027—1951, all mod.
- 52 NUT, DRIVEN TORUS
209026—1951, all mod.
- 53 THRUSTWASHER, FRONT DRIVE (Bronze)
209066—1951, all models.....
- 54 THRUSTWASHER, FRONT DRIVE GEAR (Steel)
209065—1951, all mod.
- 55 RING, FRONT DRIVE GEAR SNAP
209020—1951, all mod.

Gearshift and Throttle Controls, Hydramatic

See Fig. 16

- 1 SHAFT, CARBURETOR EXTENSION
209280—1951, all models.....
- 2 BOLT, THROTTLE CONTROL BELL-CRANK (Upper)
257—1951, all models.....
- 3 BELLCRANK, THROTTLE CONTROL (Upper)
209270—1951, all models.....
- 4 NUT, THROTTLE CONTROL UPPER TO LOWER BELLCRANK ROD
261—1951, all models.....
- 5 CLIP, ACCELERATOR CROSS SHAFT TO CARB. EXT. SHAFT
200485—1951, all models.....
- 6 ROD ASSY., ACCELERATOR CROSS SHAFT TO CARB. EXT. SHAFT
207469—1951, all models.....
- 7 BRACKET, CARB. EXT. SHAFT TO CYLINDER HEAD
209271—1951, all models.....
- 8 SHAFT, ACCELERATOR CROSS
209251—1951, all models.....
- 9 LOWER, GEAR SHIFT (Upper)
209240—1951, all models.....
- 10 SHIELD, GEAR SHIFT SHAFT UPPER BRACKET
209250—1951, all models.....
- 11 FERRULE, GEAR SHIFT
209241—1951, all models.....
- 12 KNOB, GEAR SHIFT LEVER (Upper)
209192—1951, all models.....
- 13 SCREW, GEAR SHIFT SHAFT BRACKET SHIELD (Upper)
209306—1951, all models.....
- 14 SCREW, GEAR SHIFT LEVER INDICATOR DIAL
209305—1951, all models.....
- 15 ARROW, GEAR SHIFT LEVER INDICATOR
209252—1951, all models.....
- 16 PIN, GEAR SHIFT LEVER INDICATOR ARROW PIVOT
209297—1951, all models.....
- 17 CAP ASSY., GEAR SHIFT SHAFT BRACKET (Upper)
209245—1951, all models (incl. pin).....

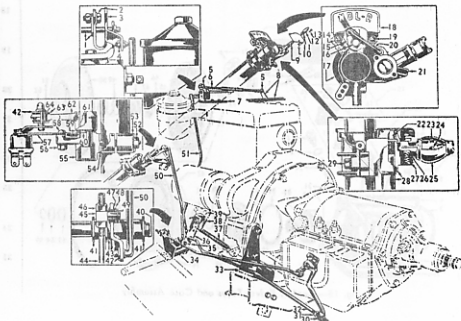


Fig. 16—Gearshift and Throttle Controls

- | | | |
|---|---|---|
| <p>18 DIAL, GEAR SHIFT LEVER INDICATOR
209251—1951, all models.....</p> <p>19 SCREW, GEAR SHIFT LEVER INDICATOR DIAL
385—1951, all models.....</p> <p>20 ROD, GEAR SHIFT LEVER INDICATOR ARROW LINK
209253—1951, all models.....</p> <p>21 BRACKET, GEAR SHIFT SHAFT (Upper)
209244—1951, all models.....</p> <p>22 BEARING, GEAR SHIFT SHAFT (Upper)
209243—1951, all models.....</p> <p>23 RETAINER, GEAR SHIFT LEVER ANTI-RATTLE WASHER
209194—1951, all models.....</p> <p>24 PIN, GEAR SHIFT LEVER (Upper)
897—1951, all models.....</p> <p>25 COVER, GEAR SHIFT LEVER (Upper) (Rubber)
209193—1951, all models.....</p> <p>26 SPRING, GEAR SHIFT LEVER (Upper)
209195—1951, all models.....</p> <p>27 RETAINER, GEAR SHIFT LEVER SPRING (Upper)
209196—1951, all models.....</p> <p>28 SHAFT ASSY., GEAR SHIFT
209211—1951, all models.....</p> <p>29 BOLT, GEAR SHIFT SHAFT
785—1951, all models.....</p> <p>30 TRUNNION, THROTTLE CONTROL LOWER BELLCRANK TO TRANS. ROD
209278—1951, all models.....</p> <p>31 NUT, THROTTLE CONTROL LOWER BELLCRANK TO TRANS. ROD TRUNNION
189—1951, all models.....</p> <p>32 INSULATOR, ENGINE SUPPORT LEFT (Rear)
209238—1951, all models.....</p> <p>33 ROD, THROTTLE CONTROL LOWER BELLCRANK TO TRANS.
209277—1951, all models (incl. pivot).....</p> <p>34 OILER, GEAR SHIFT RODS BELLCRANK
202121—1951, all models.....</p> <p>35 SWIVEL, THROTTLE CONTROL UPPER TO LOWER BELLCRANK ROD
209273—1951, all models.....</p> <p>36 BELLCRANK, THROTTLE CONTROL LOWER
209274—1951, all models.....</p> | <p>37 SPRING, THROTTLE CONTROL PULL BACK
209276—1951, all models.....</p> <p>38 BRACKET ASSY., THROTTLE CONTROL LOWER BELLCRANK
209275—1951, all models.....</p> <p>39 BOLT, THROTTLE CONTROL LOWER BELLCRANK BRACKET
183—1951, all models.....</p> <p>40 SNAP RING, GEAR SHIFT RODS BELLCRANK
204804—1951, all models.....</p> <p>41 THRUST WASHER, GEAR SHIFT RODS BELLCRANK
206120—1951, all models.....</p> <p>42 FLAT WASHER, GEAR SHIFT LOWER LEVER TO BELLCRANK ROD
247—1951, all models.....</p> <p>43 BELLCRANK, GEAR SHIFT RODS
209263—1951, all models.....</p> <p>44 ROD, GEAR SHIFT BELLCRANK TO TRANS.
209267—1951, all models.....</p> <p>45 TRUNNION, GEAR SHIFT BELLCRANK TO TRANS. ROD
208806—1951, all models.....</p> <p>46 NUT, GEAR SHIFT BELLCRANK TO TRANS. ROD TRUNNION
188—1951, all models.....</p> <p>47 INSULATOR, GEAR SHIFT RODS BELLCRANK
205649—1951, all models.....</p> <p>48 FLAT WASHER, GEAR SHIFT BELLCRANK TO TRANS. ROD
247—1951, all models.....</p> <p>49 RETAINER, GEAR SHIFT BELLCRANK TO TRANS. ROD
205690—1951, all models.....</p> <p>50 ROD, GEAR SHIFT LOWER LEVER TO BELLCRANK
209262—1951, all models.....</p> <p>51 ROD, THROTTLE CONTROL UPPER TO LOWER BELLCRANK
209272—1951, all models.....</p> <p>52 BOLT, GEAR SHIFT LOWER BRACKET CAP
587—1951, all models.....</p> <p>53 CAP, GEAR SHIFT LOWER BRACKET
204206—1951, all models.....</p> <p>54 SPACER, GEAR SHIFT LOWER BRACKET
209248—1951, all models.....</p> <p>55 BRACKET, GEAR SHIFT LOWER
209246—1951, all models.....</p> | <p>56 NUT, GEAR SHIFT NEUTRALIZER SWITCH
502—1951, all models.....</p> <p>57 SWITCH, GEAR SHIFT NEUTRALIZER
209259—1951, all models.....</p> <p>58 BOLT AND LOCK WASHER, GEAR SHIFT NEUTRALIZER
209259—1951, all models.....</p> <p>59 SPRING WASHER, GEAR SHIFT SHAFT LEVER (Lower)
201515—1951, all models.....</p> <p>60 THRUST WASHER, GEAR SHIFT SHAFT LEVER (Lower)
206120—1951, all models.....</p> <p>61 KEY, GEAR SHIFT SHAFT LEVER (Lower)
209219—1951, all models.....</p> <p>62 LEVER, GEAR SHIFT SHAFT (Lower)
209254—1951, all models.....</p> <p>63 INSULATOR, GEAR SHIFT SHAFT LEVER (Lower)
201517—1951, all models.....</p> <p>64 SLEEVE, GEAR SHIFT SHAFT LEVER INSULATOR (Lower)
201818—1951, all models.....</p> |
|---|---|---|

Frame

Not Illustrated

- FRAME ASSY.**
200980—1947-48, all models...
205653—1949 to 1951, all models (ex. conv.).....
204839—1949-50, conv.
- SUPPORT, AIR SCOOP**
205341—1949 to 1951, all mod.
- CROSSMEMBER No. 2**
202743—1947-48, Model F47...
204814—1947 to 1951, all models.....
204841—1949 to 1951, conv.....
- CROSSMEMBER No. 3**
205487—1947-48, all models...
205487—1949, all models; 1950-51, all models (ex. conv.)...
- CROSSMEMBER No. 1**
202720—1950-51, all models...
206777—1950-51, all models...
206777—1950-51, all models...
- SUPPORT, FRONT SHOCK**
202588—1947 to 1951, all mod.,
- CHANNEL, RADIATOR SUPPORT**
205972—1947-48, all models...

FRAZER CHASSIS PARTS

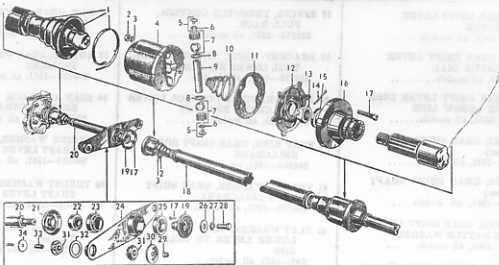


Fig. 17

Universal Joint and Propeller Shaft

See Fig. 17

- | | | |
|--|---|---|
| <p>1 BOOT AND CLAMPS
201764—1947 to 1951, all mod.
(leather)</p> <p>201765—1947 to 1951, all mod.
(rubber)</p> <p>* KIT, UNIVERSAL JOINT REPAIR
201035—1947-48, mod. F47....
201775—1947 to 1951, all mod....</p> <p>2 NUT, PROPELLER SHAFT REAR
201859—1947 to 1951, all mod....</p> <p>3 LOCKWASHER, PROPELLER SHAFT REAR
192—1947 to 1951, all mod.</p> <p>4 BODY, JOINT
201766—1947 to 1951, all mod....</p> <p>5 BUTTON ASSY., JOINT CENTERING
(Incl. Spring)
201770—1947 to 1951, all mod....</p> <p>6 SPRING, JOINT CENTERING
201771—1947 to 1949, all mod....</p> <p>7 BALL AND ROLLERS
201769—1947 to 1951, all mod....</p> <p>8 THRUSTWASHER
201768—1947 to 1951, all mod....</p> <p>9 PIN
201767—1947 to 1951, all mod....</p> <p>10 SPRING, COMPENSATING
201772—1947 to 1951, all mod....</p> <p>1 GASKET, JOINT BODY
201773—1947 to 1951, all mod....</p> <p>12 COVER, JOINT BODY
201774—1947 to 1951, all mod....</p> <p>13 NUT, FLANGE (Rear)
200423—1947 to 1951, all mod....</p> | <p>14 COTTER PIN, FLANGE (Rear)
357—1947 to 1951, all mod.
(7/64 in. x 1 1/2 in.)</p> <p>15 FLATWASHER
200424—1947 to 1951, all mod....</p> <p>16 FLANGE, REAR COMPANION
201002—1947-48, mod. F47....
201779—1947 to 1951, all mod....</p> <p>17 BOLT, REAR FLANGE BODY
201020—1947-48, mod. F47
(5/16 in. x 3/4 in.)</p> <p>201857—1947 to 1951, all mod.
(3/4 in. x 1 in.)</p> <p>18 SHAFT AND JOINTS, REAR PROPELLER
201019—1947-48, mod. F47....
201761—1947 to 1951, all mod....</p> <p>19 FLANGE, CENTER
201023—1947-48, mod. F47....
201804—1947 to 1951, all mod....</p> <p>20 SHAFT AND JOINT, FRONT PROPELLER
201017—1947-48, mod. F47
(std.)</p> <p>201018—1947-48, mod. F47
(overdrive)</p> <p>201760—1947 to 1949, all mod.
(std.)</p> <p>202101—1947 to 1951, all mod.
(overdrive)</p> <p>PROPELLER SHAFT AND FRONT JOINT—HYDRAMATIC
209299—1951, all models....</p> <p>SHAFT AND YOKE—HYDRAMATIC
209307—1951, all models....</p> <p>21 SHIELD, CENTER SUPPORT BEARING (Front)
201010—1947 to 1951, all mod....</p> | <p>22 BEARING, CENTER SUPPORT
201038—1947 to 1951, all mod....</p> <p>23 INSULATOR, CENTER BEARING
201039—1947 to 1951, all mod....</p> <p>24 SUPPORT, CENTER BEARING
201836—1947 to 1951, all mod....</p> <p>25 SHIELD, CENTER SUPPORT BEARING (Rear)
201041—1947 to 1951, all mod....</p> <p>26 FLATWASHER, CENTER COMPANION FLANGE
201024—1947 to 1951, all mod....</p> <p>27 LOCKWASHER, CENTER COMPANION FLANGE
193—1947 to 1951, all mod....</p> <p>28 BOLT, CENTER FLANGE
331—1947 to 1951, all mod.</p> <p>29 LOCKNUT, CENTER BEARING SUPPORT
202140—1947 to 1951, all mod....</p> <p>30 FLATWASHER, CENTER BEARING SUPPORT (Outer)
201037—1947 to 1951, all mod....</p> <p>31 INSULATOR, CENTER BEARING SUPPORT
202297—1947 to 1951, all mod....</p> <p>32 FLATWASHER, CENTER BEARING SUPPORT (Inner)
201839—1947 to 1951, all mod.
(1 9/32 in. x 1 1/4 in. x 3/32)</p> <p>33 BUSHING, CENTER BEARING SUPPORT
202299—1947 to 1951, all mod....</p> <p>34 SPACER, CENTER BEARING SUPPORT
201010—1947 to 1951, all mod....</p> |
|--|---|---|

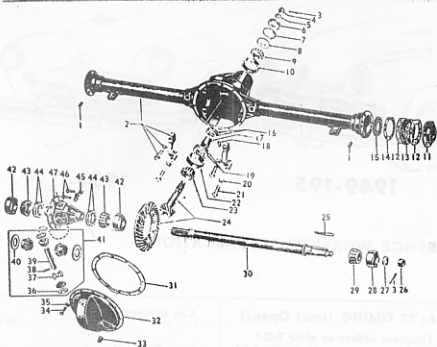


Fig. 18

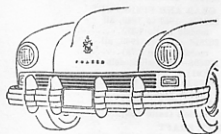
Rear Axle and Springs

See Fig. 18

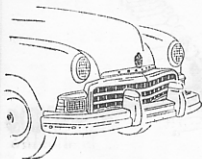
- 1 PLUG, GREASE
527—1947 to 1951, all models
- 2* HOUSING ASSY.
200366—1947 to 1949, all models (59 in. axle)
200370—1949 to 1951, all models (58 1/2 in. axle)
- 3 COTTER PIN
337—1947 to 1951, all models (7/64 in. x 1 1/4 in.)
- 4 NUT
200423—1947 to 1951, all mod.
- 5 FLAT WASHER
200424—1947 to 1951, all mod.
- 6 SEAL, PINION BEARING OIL
200420—1947 to 1951, all mod.
- 7 GASKET, PINION BEARING OIL SEAL
200421—1947 to 1951, all mod.
- 8 SLINGER, PINION BEARING OIL
200419—1947 to 1951, all mod.
- 9* BEARING CONE, PINION (Front)
200418—1947 to 1951, all mod.
- 10* BEARING CUP, PINION (Front)
200417—1947 to 1951, all mod.
- 11 SEAL, SHAFT OUTER OIL
200386—1947 to 1949, all mod.
- 12 GASKET, SHAFT OIL SEAL
200435—1947 to 1951, all mod.
- 13 RETAINER, SHAFT BEARING
200385—1947 to 1951, all mod.

- 14 SHIM, SHAFT BEARING ADJUSTING
200381—1947 to 1951, all models (.003)
200382—1947 to 1951, all models (.005)
200383—1947 to 1951, all models (.010)
200384—1947 to 1951, all models (.030)
- 15 SEAL, SHAFT INNER OIL
200378—1947 to 1951, all mod.
- 16 SHIM, PINION BEARING ADJUSTING (Front)
200413—1947 to 1951, all models (.003)
200414—1947 to 1951, all models (.005)
200415—1947 to 1951, all models (.010)
200416—1947 to 1951, all models (.030)
- 17 SPACER, PINION BEARING
200412—1947 to 1951, all mod.
- 18 PLUG, HOUSING DRAIN
339—1947 to 1951, all models.
- 19 SHIM, PINION BEARING ADJUSTING (Rear)
200407—1947 to 1951, all models (.003)
200408—1947 to 1951, all models (.005)
200409—1947 to 1951, all models (.010)
- 20 LOCK WASHER
- 21 BOLT
- 22* CUP, PINION BEARING
200410—1947 to 1951, all mod.

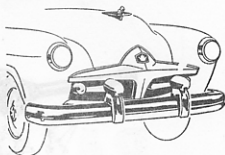
- 23* CONE, PINION BEARING
200411—1947 to 1951, all mod.
- 24* GEAR AND PINION SET
200404—1947 to 1949, all models (ratio 4.37)
202518—1947 to 1949, all models (ratio 4.72)
208592—1949, all models (ratio 3.91)
202089—1947 to 1949, all models (ratio 4.59)
205655—1949 to 1951, all models (ratio 4.55)
- 25 KEY, SHAFT
200374—1947 to 1949, all mod.
- 26 NUT, SHAFT
200375—1947 to 1949, all mod.
- 27 FLAT WASHER, SHAFT
200376—1947 to 1949, all mod.
- 28* CUP, SHAFT BEARING
200379—1947 to 1951, all mod.
- 29* CONE, SHAFT BEARING
200380—1947 to 1951, all mod.
- 30* SHAFT
200373—1947 to 1949, all models (31 1/2 in. long)
200380—1949, all models (31 in. long)
- 31 GASKET, HOUSING COVER
200371—1947 to 1951, all mod.
- 32* COVER, HOUSING
200369—1947 to 1951, all mod.
- 33 PLUG, HOUSING FILLER
338—1947 to 1951, all models
- 34 BOLT
- 35 LOCK WASHER
- 36 THRUST WASHER
200390—1947 to 1951, all mod.
- 37 THRUST BLOCK, SHAFT
200377—1947 to 1951, all mod.
- 38 LOCK PIN, PINION GEAR SHAFT
200403—1947 to 1951, all mod.
- 39 SHAFT, PINION GEAR
200402—1947 to 1951, all mod.
- 40 THRUST WASHER, SIDE PINION
200401—1947 to 1951, all mod.
- 41 KIT, GEAR AND PINION
202052—1947 to 1951, all mod.
- 42* CUP, DIFFERENTIAL BEARING
200389—1947 to 1949, all models
- 43* CONE, DIFFERENTIAL BEARING
200390—1947 to 1951, all mod.
- 44 SHIM, DIFFERENTIAL BEARING ADJUSTING
200391—1947 to 1951, all models (.003)
200392—1947 to 1951, all models (.005)
200393—1947 to 1951, all models (.010)
200394—1947 to 1951, all models (.030)
- 45 LOCK PLATE
200406—1947 to 1951, all mod.
- 46 BOLT, LOCK PLATE
200405—1947 to 1951, all mod.
- 47* CASE, DIFFERENTIAL
200388—1947 to 1949, all mod.
205654—1949 (4.55 axle only), 1950-51, all models.



1947-1948



1949-195



1951

QUICK REFERENCE WORKING SPECIFICATIONS

DISTRIBUTOR

Auto-Liteall models
Breaker Point Gap (In.)	
1947-51020
Cam Angle (Degrees)	
1947-5138

FIRING ORDER

1947-511-5-3-6-2-4
---------	------------------

SPARK PLUGS

Year	Type	Gap, inches
1947	CH-37	.032
1948	AL-A5B	.032
1949-50	AL-A5	.032
1951	AL-A5G	.032

IGNITION TIMING

(Spark occurs degrees before T.C.)	
1947-48T.C.
1949-514 degrees

TIMING INDICATOR LOCATION

1947-51vibration damper
Timing Marks	
1947-51"DC" mark & pointer

VALVES

Seat Angle		
1947-51exhaust 45, inlet 30	
Operating Tappet Clearance (In.)		
Year	Inlet	Exhaust
1947	.010 cold	.014 cold
1948-51	.014 cold	.014 cold

VALVE TIMING (Inlet Opens)

(Degrees before or after T.C.)	
1947-5110 degrees, B.T.C.

TIMING GEAR or CHAIN MARKS

1947-51—Ten pins on chain between sprocket marks.

PISTONS

Year	No. of Rings	Material
1947-51	4	Aluminum
Average Clearance (In.)		
1947-51002-.004	
Rings (Gap Clearance In.)		
1947-51018	

CONNECTING ROD BEARINGS

1947-51Slip-in
Average Oil Clearance (In.)	
1947-51001-.003

MAIN BEARINGS

Average Oil Clearance (In.)	
1947-51001-.002

TORQUE WRENCH READINGS (Ft. Lbs.)

Cylinder Head	
1947-4840-50
1949-5130-35

Rod Bearings

1947-5140-45
---------	------------

Main Bearings

1947-5185-95
---------	------------

WHEEL ALIGNMENT

Caster (Degrees)

1947-511N to 1P
---------	---------------

Camber (Degree)

1947-510 to ¼P
---------	--------------

Toe-in (Inches)

1947-481/16
1949-500 to 1/16
19510

LUBRICANT CAPACITIES

Engine (Crankcase)

	Qts.	Refill
1947-51	5	
S.A.E. 10W—cold, S.A.E. 20W—hot.		

Transmission (Pts. or Lbs.)

1947-512½
S.A.E. 80—cold, S.A.E. 90—hot.	

Overdrive Unit (Pts. or Lbs.)

1947-511
S.A.E. 80—cold, S.A.E. 90—hot.	

Rear Axle (Pints)

1947-518
1947-48 — S.A.E. 80 Hy — cold, S.A.E. 90 Hy — hot.	
1949-51 — S.A.E. 90.	


Announcing

THE NEW
1951



KAISER BACK-UP LIGHTS

PART NO. 100221



Back-up lights installed in the rear fenders below the tail lamps match the parking lamps.

Provide ample illumination for backing out of dark driveways with safety.

Wiring Harness Kits include all parts for single or dual installation with standard or Hydra-Matic Transmission.


KAISER-FRAZER SALES CORPORATION

KAISER-FRAZER CORPORATION
Willow-Run, Michigan, U.S.A.



Luggage Compartment **LIGHT**

PART NO. 100148



LIGHTS AUTOMATICALLY WHEN DECK LID IS RAISED

**PROVIDES ILLUMINATION FOR PLACING OR REMOVING
LUGGAGE OR TOOLS IN LUGGAGE COMPARTMENT**

URNS OFF AUTOMATICALLY WHEN DECK LID IS LOWERED

QUICKLY AND EASILY INSTALLED ON ALL CAR MODELS

OPERATES ONLY WHEN CAR LIGHTS ARE TURNED ON

**KAISER-FRAZER SALES CORPORATION
KAISER-FRAZER CORPORATION
WILLOW RUN, MICHIGAN, U. S. A.**