




1951 - 1954

RESTORATION

GUIDELINES



Class 4

FOREWORD

These guidelines have been assembled to support individuals taking the time and spending the money to restore a Kaiser or Frazer automobile. Every attempt is being made to record what K-F cars were like when they were purchased from K-F Dealers. Words like “always” or ”never” will not be used as it has been observed on numerous occasions that changes were made by Dealers in order to sell a few extra cars. Guidelines will be separated into model specific sections when necessary and every attempt will be made to support information by a KF Factory source documents.

Feedback on this document will always be appreciated. All feedback whether changes or additions should be in writing to the editor of these Restoration Guidelines on paper or via an email. My email address is jimbetts@q.com. If you wish to use regular mail contact same via email or the KF Forum and I will provide a mailing address.

After review and consideration of specific changes, revisions will be made to this document and reposted for all to share and benefit from. All submitted recommendations should always include the reference number of specific area to be changed to insure that the improvements are put into the section intended. For example the reference for this specific area is FW.010.

Be aware that this document is not approved by the Kaiser Frazer Owners Club International and has no bearing on KFOCI convention judging. KFOCI judging is a subjective process not an objective one, as no written endorsed judging standards exist.

Thanks in advance for all those that participate and contribute to this collection of knowledge.

FW.020

CREDITS

Thanks goes out to all that have and are helping with this project, especially the following:

Char Dayton, KFOCI Chief Judge for planting the seed and stepping back to see what would grow.

Jack Mueller, KFOCI Historian for taking the KFOCI Handbook to the next level. Detailed information contained in this document about production figures, valid color codes, valid trim codes and available accessory groups all come from the new KFOCI Handbook.

Jim Betts, PNW Traveler Editor for developing the format of this document, providing information from his K-F literature collection and doing the initial creation and editing of these draft documents.

Mark Steele, Avid HJ perfectionist, for sharing the vast amount of information he has collected about Henry Js and providing substantial source references.

Lowell Fideler, Renowned HJ collector and restoration expert, for sharing his extensive knowledge of Henry Js.

FW.030

Kaiser Henry J & Allstate Models Covered

Model #	Model Description	Year	Make	Production
K-513-4	1951 Henry J (4-cylinder)	1951	Kaiser	39,400
K-514-4	1951 Henry J Deluxe (6-cylinder)	1951	Kaiser	42,542
K-523-4V	1952 Henry J Vagabond (4-cylinder)	1952	Kaiser	3,000
K-524-4V	1952 Henry J Vagabond Deluxe (6-cylinder)	1952	Kaiser	4,017
A-230-4	1952 Allstate (4-cylinder)	1952	Kaiser	1,064
A-240-4	1952 Allstate Deluxe (6-cylinder)	1952	Kaiser	502
K-523-4	1952 Henry J Corsair (4-cylinder)	1952	Kaiser	9,500
K-524-4	1952 Henry J Corsair (6-cylinder)	1952	Kaiser	8,764
A-330-4	1953 Allstate (4-cylinder)	1953	Kaiser	357
A-340-4	1953 Allstate (6-cylinder)	1953	Kaiser	440
K-533-4	1953 Henry J Corsair (4-cylinder)	1953	Kaiser	8,500
K-534-4	1953 Henry J Corsair Deluxe (6-cylinder)	1953	Kaiser	8,175
K-543-4	1954 Henry J Corsair (4-cylinder)	1954	Kaiser	550
K-544-4	1954 Henry J Corsair Deluxe (6-cylinder)	1954	Kaiser	761
-	Class 4 – 1951 to 1954 Kaiser Henry J & Allstate Models Totals.....:	-	-	127,572

FW.035

VAGABOND IDENTIFICATION - Normally the firewall will tell the story but if the firewall tag says 513 or 514 be sure and check the door post tag. If the door post tag says K-523 with the firewall tag of 513, you are restoring a Vagabond. Same goes for the K-524 with a firewall tag of 514.

FW.045

MODEL SPECIFIC NOTE: Henry Js and Allstates have numerous year and model variations. Through out this document we will try to specify the differences between models and years.

TABLE OF CONTENTS

FW.050

MODEL IDENTIFICATION.....	5
RESTORATION MANUALS	6
RESTORATION GUIDELINE SOURCE ABBREVIATIONS.....	7
E - EXTERIOR	8
1. Body.....	
2. Chrome / Gold / Stainless	
3. Tires	
4. Rubber.....	
5. Glass.....	
6. Lenses / Plastic.....	
7. Paint	
I - INTERIOR	34
1. Seats	
2. Floor.....	
3. Ceiling.....	
4. Sides.....	
5. Rubber	
6. Chrome / Plastic.....	
7. Trim.....	
8. Dash	
T - TRUNK	44
1. Floor.....	
2. Tools	
3. Rubber.....	
4. Sides.....	
EC - ENGINE COMPARTMENT	45
1. Engine	
2. Paint	
3. Wiring.....	
4. Electrical	
5. Spark Plugs	
6. Hoses / Belts	
7. Hardware.....	
8. Battery.....	
9. Hood.....	
10. Filters	
C - CHASSIS	53
1. Muffler	
2. Shocks.....	
3. Underbody.....	
IC - INCORRECT COMPONENTS	54
1. Non K-F	
AD - ACCESSORIES (DEALER INSTALLED)	54
AG - ACCESSORY GROUP INFORMATION.....	57

FW.060

MODEL IDENTIFICATION

The body tag is mounted on the upper right front of the firewall, next to the area for the right side heater / ventilator duct. This tag carried information on the details of the car and should be used for checking at final inspection.

KAISER-FRAZER CORP.										
MODEL	BODY	PAINT	TRIM	I.P.	D R	K I	T R	R D	H R	A G
524	4	398	4480	1			2			
	1			108			522			
H R	C L	D R	S L	SPEC.FO.	C R	SCHED.	ITEM NO			

FW.070

The serial number plate is riveted to the hinge post of the driver’s door.

**HENRY J
SERIAL NUMBER
K-524- 1207292
KAISER - FRAZER CORP
WILLOW RUN, MICH.
U. S. A.**



FW.080

Between these two body tag and serial plates you should be able to identify what K-F model you are judging. As need specific “Model Specific Guidelines” will be given throughout the judging guidelines.

The serial plate show above left would identify the car being judged to be a K-524-4 (1952 Kaiser Henry J Corsair 6-cylinder).

The serial plate above right is from a 1952 Kaiser Henry J Vagabond.

FW.090

1952 VAGABOND IDENTIFICATION -

The 1952 Vagabonds are identified by their serial number Tag on the Driver Side Door Post:

K-523 10##### 1952 Henry J Vagabond (4 Cyl) (7 digit number sequence starting with a 10)

K-524 10##### 1052 Henry J Vagabond (6 Cyl) (7 digit number sequence starting with a 10)

FW.100

RESTORATION MANUALS

DATE	FORM #	PAGES	SIZE	COLOR	FILE
<u>Accessories</u>					
No Date		Kaiser Accessories, Featuring a complete line of 0	8 1/4 x 5 1/2	Sepia-toned	1951-55
<u>Facts Book</u>					
Copyright 1951		Henry J: Salesman Facts 104	8 x 7 1/4	White / Blue / Black Cover	1951-117
<u>Miscellaneous</u>					
No Date		Kaiser-Henry J: Kaiser Frazer Graphic Willow Run 1953 16	11 x 15	Part Color	1953-34
No Date		Kaiser Henry J: 1953 Colors, color chips and tissue insert 4	10 1/2 x 8 1/2	Green / Black / White	1953-39
<u>Owners Manual</u>					
Copyright Aug 1950		Henry J: Owners packet, includes owners manual, 2-sided sheet, #740343; service policy # 740537; owners card #740538, in envelope #740577, plus Air Conditioner and Radio Instructions, if equipped 0	4 x 8 1/2	Rose / Black / White	1951-116
No Date	RF28-99996	Allstate: Owners packet, includes owners manual, service policy and owners card in envelope, plus Air Conditioner and Radio Instructions, if equipped 20	5 x 7	Red / Black / White	1952-29
Copyright 1952	734988	Henry J: Owners Packet, includes owners manual, 2-sided sheet, Service Policy #740537; owners card #740538; in envelope #740987, plus Air Conditioner and Radio Instructions, if equipped 0	4 x 8 1/2	Blue / Black / White	1952-47
No Date	RF28-99996	Allstate: Owners packet, includes owner manual, service policy and owners card, in envelope, plus Air Conditioner and Radio Instructions, if equipped 20	5 x 7	Orange / Black / White	1953-44
No Date	740880	Henry J: Owners Packet, includes owners manual, #740880, service policy#745630; owners card #745629; Care of Bright Trim card, plus Air Conditioner and Radio Instructions, if equipped 28	8 1/4 x 5 1/2	Blue / Black / White Cover	1953-79
Copyright 1953	742561	Henry J: Owners Packet, includes owners manual #742561; service policy #745630; owners card #745629; Care of Bright Trim card #745632; plus Air Conditioner and Radio Instructions, if equipped 28	8 1/4 x 5 1/2	Red / Gray / Black / White Cover	1954-48

FW.110

DATE	FORM #	PAGES	SIZE	COLOR	FILE
<u>Parts List</u>					
September 1950	PA9504	Kaiser-Frazer: 1951 Henry J Preliminary Combined Chassis and Body Parts List 104	8 1/2 x 11	Two-toned Green / White	1951-33
July 1951	PA7512	Kaiser-Frazer: 1951 Henry J Revised Preliminary Combined Chassis and Body Parts List 116	8 1/2 x 11	Blue / Black / White Cover	1951-37
November 1951	PA12514	Kaiser-Frazer: 1951 Henry J Combined Chassis 1951-38 and Body Parts List 196	8 1/2 x 11	Blue / Black Cover	
January 1952	PA1521	Kaiser-Frazer: 1952 Henry J Vagabond Parts List 12	8 1/2 x 11	Green / Black	1952-16
March 1952	PA3523	Kaiser-Frazer: 1952 Henry J Parts List 16	8 1/2 x 11	Blue / Black Cover	1952-18
November 1952	PA115212	Kaiser-Frazer: Henry J Parts List for 1952-1953 36	8 1/2 x 11	Yellow / Black	1953-14
February 1953	PA2532	Kaiser-Frazer: Revised Parts List for 1952-1953 Henry J 36	8 1/2 x 11	Green / Black	1953-17

Service Standards

Unknown		Kaiser-Frazer: Service Standards for 1951 Henry J 0	6 x 8 3/4	Unknown	1951-7
November 1952	X-19524	Kaiser-Frazer: Service Standards, 1951-1952, 1953 Henry J 24	6 x 8 3/4	Two-toned Maroon / White Cover	1953-10

Shop Manual

August 1950	X-19504	Kaiser-Frazer: Advance Service Information, 1951 Henry J 64	8 1/2 x 11	Black / White	1951-5
November 1952	X-19523	Kaiser-Frazer: Shop Manual, 1951-1952-1953 Henry J 224	8 1/2 x 11	Gray / Red / White Cover	1952-7

FW.120

RESTORATION GUIDELINE SOURCE ABBREVIATIONS

AIB	K-F Advance Information Bulletins
CB	K-F Confidential Bulletins
OM	K-F Model Specific Owner's Manual
PAB	K-F Parts & Accessory Bulletins
SB	K-F Service Bulletins
SCM	Kaiser Sales Corporation Memos
SHOP	K-F Shop Manual
SSB	K-F Service Standards Booklets
TL	Trade Letters (Kaiser-Willys)
MEMOS	Memos and Letters dealing with running changes and items of interest

EXTERIOR (E)**E1. BODY****E1a. Roof, Hood, Trunk and/or Convertible Top**

E1.010 When approaching the car start by checking sheet metal for straightness. Any unfinished repairs (including bondo not blended with metal) on the hood, roof, trunk lid or any other body panel? What about any dents from the inside of the trunk from objects inside?

E1.015 The basic Henry J and Allstate models (4 and 6 cylinder) came WITHOUT deck lids until the 1954 model year.



E1.020 The trunk lid was a part of various Accessory Groups during the years 1951-53 (trunk lids were considered standard on all 1954's).

Refer to the Accessory Group explanations in the back of this document for specifics.

**E1b. Doors, Fenders & Quarter Panels**

E1.025 Look for general straightness of panels, body dents, fit of doors, hood & trunk.

E1c. Rocker Panels & Lower Body

E1.030 Check the lower sides and rocker panels for curb dents, rust out or bondo showing.
 Early 51s have two small front bumper pans with a rubber molding, one over each the right and left bumper brackets.
 Later 51s and 52s have a 4 inch bumper pan molded to the flat bumper.
 53 and 54s have a larger tapered pan made to match pointed bumper.

E2. Bumpers, Bumper Guards & Grille

E2.010 Check out the chrome bumpers. Look over all chrome and stainless and judge general condition and be sure parts are correct for the car. Keep in mind that some “show chrome” may be better than the original KF, so don’t down grade original chrome.

E2.020

E2a. BUMPERS

E2.030 **MODEL SPECIFIC GUIDELINE:**

Source:

E2.040 **K-513-4, K-514-4, K-523-4, K-524-4 51 Henry J & 52V Henry J**

E2.050 Shallow Peak, Front & Rear same.



E2.060 **K-533-4, K-534-4, K-543-4, K-544-4**

E2.070 4 inch Peak on bumpers, Front & Rear



E2a. (continued) Bumpers**K-533-4, K-534-4, K-543-4, K544-4 53-54 Henry Js**

E2.100 4-Inch Peak, F& R same

E2.110

E2.120 **A-230-4, A-240-4, A-330-4, A-340-4 Allstate**

E2.130 Describe

E2.140

PHOTO REQUIRED
1951—1952 Bumper showing the straight bumper

E2a. (continued) BUMPER GUARDS

E2.200 **MODEL SPECIFIC GUIDELINE:**

Source:

E2.210 **K-513-4**

None

E2.220 **K-514-4**

AG 8 CB No. 49, Dated Sept. 29, 1950

E2.230 **K-523-4, K-533-4, K-543-4**

None

E2.240 **K-524-4, K-534-4, K-544-4**

2 Front + 2 Rear

E2.250 **A-230-4, A-240-4, A-330-4, A-340-A**

Describe



E2a. (continued) GRILLEE2.300 **MODEL SPECIFIC GUIDELINE:**

Source:

E2.310

E2.320 **K-513-4**

Upper edge of Grill painted body color

E2.330 **K-514-4**

Entire grille chromed

E2.340 **K-523-4, K-533-4, K-543-4**
K-524-4, K-534-4, K-544-4

Grille redesigned

E2.350 **A-230-4, A-240-4, A-330-4, A-340-4**
Allstate Grille

E2b. Side Molding, Window Trim, Wiper Arms & Base

E2.400 Henry Js have no side molding

E2.410 Window Trim varies between models

MODEL SPECIFIC GUIDELINE:

Source:

E2.420 **K-513-4, K-523-4,
K-533-4, K-543-4**
4 - Cylinder models
Have no stainless trim around the
windshield front & back



E2.430 **K-513-4, K-524-4,
K-534-4, K-544-4**
6 - Cylinder models
Have stainless trim around the
windshield front & back





E2.440 **A-230-4, A-330-4, A-240-4,
A-340-A Allstate Models**

E2.450

E2.460

E2b. (continued) Side Molding, Window Trim, Wiper Arms & Base

E2.500 MODEL SPECIFIC GUIDELINE:	Source:
<p>E2.510 GAS FILLER CAP</p> <p>All Henry J Models All Allstate Models</p> <p>Gas Cap is stainless and is not to be painted.</p>	
<p>E2.520 VENT SHADES</p> <p>Available Option</p> <p>All Henry J Models All Allstate Models</p>	
<p>E2.530 Wiper Arms & Base</p> <p>All Henry J Models All Allstate Models</p>	
E2.540	
E2.550	
E2.560	
E2.570	

E2c. Door Handles, Trunk Handle & Trunk Hinges

E2.600 Door handles come in two flavors. Those that lock and those that don't.

E2.610 **MODEL SPECIFIC GUIDELINE:**

DOOR HANDLES

E2.620 **All Henry J Models
All Allstate Models**

Technically speaking the Henry Js should have one locking door handle installed on the passenger side.



E2.630 **All Henry J Models
All Allstate Models**

Technically speaking the Henry Js should have one locking door handle installed on the passenger side.



E2.640 **All Henry J Models
All Allstate Models**

TRUNK HANDLE if so equipped is the License Plate Light

E2.650 **All Henry J Models
All Allstate Models**

TRUNK HINGES if so equipped are inside trunk.

E2.660

E2d. Head Light, Parking Light & Tail Light HousingsE2.700 **MODEL SPECIFIC GUIDELINE:****HEAD LIGHT SURROUND**

E2.710 **All Henry J Models**
All Allstate Models
 Simple Stainless Ring

E2.720 **MODEL SPECIFIC GUIDELINE:****PARKING LIGHTS**




E2.730 **K-513-4, K-514-4**
 1951 Henry J
K-523-4V, K-524-4 V
 1952 Vagabond



E2.740 **K-523-4, K-524-4,**
K-533-4, K-534-4,
K-543-4, K-544-4
 1952, 1953 and 1954 Henry J





E2.750 **All Allstate Models****NEED IMAGE**

E2d. (continued) Head Light, Parking Light & Tail Light Housings




E6.100 MODEL SPECIFIC GUIDELINE:	TAIL LIGHTS
<p>E6.110 K-513-4, K-514-4 1951 Henry J K-523-4V, K-524-4 V 1952 Vagabond</p> <p>Small round Tail Lights</p>	
<p>E6.120 K-533-4, K-543-4 1952, 1953 and 1954 Henry J Corsair K-524-4, K-534-4, K-544-4 1952, 1953 and 1954 Henry J Corsair Deluxe</p> <p>Larger Tail Light on the end of the fin.</p>	
<p>E6.130 K-533-4, K-543-4 1952, 1953 and 1954 Henry J Corsair K-524-4, K-534-4, K-544-4 1952, 1953 and 1954 Henry J Corsair Deluxe</p> <p>K Plug installed in later models to fill the hole where 1951 Tail Lights went, if no Backup Lights have been installed.</p>	
<p>E6.140 A-230-4, A-240-4, A-330-4, A-340-4 1952 and 1953 Allstate</p>	

E2e. Script, Hood Ornament & License Light

E2.800 MODEL SPECIFIC GUIDELINE:	SCRIPT—HOOD
E2.810 All Henry J Models Curved - 8 1/2 " x 4 1/2	
E2.820 All Allstate Models	
E2.830 MODEL SPECIFIC GUIDELINE:	SCRIPT—TRUNK (rear deck)
E2.840 All Henry J Models Flat - 8 1/2 " x 4 1/2	
E2.850 All Allstate Model	
E2.860 MODEL SPECIFIC GUIDELINE:	SCRIPT—DASH / GLOVE BOX
E2.870 All Henry J Models Flat - 5 1/2 " x 2 1/2	
E2.880 All Allstate Models	

E2e. (continued) Script, Hood Ornament & License Light	
E2.900 MODEL SPECIFIC GUIDELINE:	SCRIPT—Front Fender
E2.910 K-513-4, K-514-4 1951 Henry J	NONE
E2.920 K-523-4V, K-524-4 V 1952 Vagabond	
E2.930 K-523-4, K-533-4, K-543-4 1952, 1953 and 1954 Henry J Corsair	
E2.940 K-524-4, K-534-4, K-544-4 1952, 1953 and 1954 Henry J Corsair Deluxe	 
E2.950 A-230-4, A-240-4, A-330-4, A-340-4 1952 and 1953 Allstate	NONE

E2e. (continued) Script, Hood Ornament & License Light

E2.1000 MODEL SPECIFIC GUIDELINE:	HOOD ORNAMENTS
E2.1010 K-513-4, K-514-4 1951 Henry J Clear Plastic Tip and a Clear tube. Smaller than the 1951 Kaiser Sedan Tips	
E2.1020 K-523-4V, K-524-4 V 1952 Vagabond Black Tip and a Black Tube Smaller than the 52 Kaiser Virginian Tips	
E2.1030 K-533-4, K-534-4, K-543-4, K-544-4 1953 and 1954 Henry J Clear Winged Tip Chrome wings under the spear	
E2.1040 A-230-4, A-240-4, A-330-4, A-340-4 1952 and 1953 Allstate Airplane design with Black Tip front and rear on spear.	NEED PICTURE OF ALLSTATE HOOD ORNAMENT
E2.1050	

E2e. (continued) Script, Hood Ornament & License Light

E2.1100 **MODEL SPECIFIC GUIDELINE:**

LICENSE LIGHT

E2.1110 **K-513-4, K-514-4**
 1951 Henry J
K-523-4V, K-524-4 V
 1952 Vagabond
K-523-4, K-533-4, K-543-4
 1952, 1953 and 1954
 Henry J Corsair
 This version is only 2 1/2 inches long



E2.1120 **K-524-4, K-534-4, K-544-4**
 1952, 1953 and 1954
 Henry J Corsair Deluxe
 This version is 3 1/2 inches long



E2.1130 **A-230-4, A-240-4, A-330-4,**
A-340-4
 1952 and 1953 Allstate

E2f. Wire Wheels, Wheel Covers or Hub Caps

E2.1200 MODEL SPECIFIC GUIDELINE:	Wheel Covers & Hub Caps
E2.1210 K-513-4, K-514-4 1951 Henry J K-523-4V, K-524-4 V 1952 Vagabond K-523-4, K-533-4, K-543-4 1952, 1953 and 1954 Henry J Corsair	
E2.1220 K-524-4, K-534-4, K-544-4 1952, 1953 and 1954 Henry J Corsair Deluxe	
E2.1230 A-230-4, A-240-4, A-330-4, A-340-4 1952 and 1953 Allstate	

E3. TIRES

E3a. Condition (Include Spare)

E3.010 All Henry Js covered by this information were factory equipped with 5.90X15 or 6.40X15 black wall tires. Main supplier was Goodyear, with Firestone and B.F. Goodrich as alternates. Radial tires are not correct for these cars. Continental tire kits were not available as a Factory Option, although an aftermarket kit could be purchased. Besides checking brand, tire size and (if applicable) white wall width, check condition of the rubber and tread. Are tires too worn or is there dry-rotting. Note this as a safety item on the judging sheet.

E3b. White Wall Width & Size (Include Spare)

E3.020 Whitewall tires were optional on all Henry Js covered here, whitewall width 3-4 inches +/- 1/2 of an inch. ANY OTHER BR
Spare tire should be consistent with the running tires of the car. Be sure to check condition of the spare for inflation, tread depth, signs of dry rot or other problems as a safety issue.

E4. RUBBER

E4a. Windshield, Rear Glass, Side & Vent Window Rubber

E4.010 Check condition of vent window, front & rear glass.

E4b. Trunk Light, Trunk Handle, Misc Rubber

E4.020 Also, check for a black rubber gasket between bezel and car metal; is it cracked, damaged, etc?

This piece of rubber is installed at the floor board with the Steering Column and the shift column. This rare piece should be checked for condition.



E5. GLASS**E5a. Side & Vent Glass and/or Plastic**

E5.010 Check side, vent, front & rear glass for cracks and air bubbles.

**E5b. Windshield, Rear Glass and/or Plastic**

E5.020 Window glass should have an L-O-F (Libby-Owens-Ford) manufacturer's mark.
Check for bubbling, discoloration, cracks, broken glass, lamination issues or other problems.
Windshield is two piece, no tint. Rear is one piece with a slight widow's peek.

E6. LENSES / PLASTIC

E6.010 Check condition of the plastic for cracks, chips, damage, and crazing. Look for cracked or badly scratched lenses, ornaments or medallions. Be fair; take the average of good & bad. Be sure parts are correct for the cars.

Two types of back-up lights were available: 1) Back-up lights that are attached to the upper edge of the bumper, about mid-way between the edge of the end cap and the bumper bridge; 2) Back-up lights mounted under the tail lights.

E6.100 **MODEL SPECIFIC GUIDELINE:**

TAIL LIGHTS


E6.110 **K-513-4, K-514-4**
 1951 Henry J
K-523-4V, K-524-4 V
 1952 Vagabond

 Small round Tail Lights



E6.120 **K-533-4, K-543-4**
 1952, 1953 and 1954
 Henry J Corsair
K-524-4, K-534-4, K-544-4
 1952, 1953 and 1954
 Henry J Corsair Deluxe

 Larger Tail Light on the end of the fin.



E6.140 **A-230-4, A-240-4, A-330-4,**
A-340-4
 1952 and 1953 Allstate

6b. Medallions- Hood, Grille, Trunk, Fender

E6.110 **K-513-4, K-514-4** 1951 Henry J NO MEDALION
K-523-4V, K-524-4 V 1952 Vagabond

E6.120 **K-523-4, K-533-4, K-543-4** **Plastic Medallion**
 1952, 1953 and 1954 Henry J Corsair **in**
K-524-4, K-534-4, K-544-4 **Front Grille**
 1952, 1953 and 1954 Henry J Corsair Deluxe

E6.030



E6.110 **ALL HENRY J MODELS**
DOME LIGHT Located in overhead above inside rear view mirror



7. PAINT

7a. Condition & Polish

E7.010 Make judgment as to overall condition of paint & polish. Look for any paint runs, uneven color, brush marks, etc. Is the color of the car correct? Check numbers on firewall or door plates if in doubt or check with the chief judge.

E7.015 Before we finish with the exterior, take a second walk around and look first at the paint. Any signs of ripples, orange peel, or other characteristics of a poor paint job? Is the color correct for the car? What about worn spots...also, is the car polished nicely?

7b. Correct Color and/or Tutone

E7.020 **MODEL SPECIFIC GUIDELINE:** 1952 Allstate (4 & 6 cylinder)

E7.025 **A2304 & A2404** **Source:** KF Handbook

E7.030 Paint Color	Paint Name	Paint Chip
---------------------------	-------------------	-------------------

E7.035 130	Horizon Blue Basic Color 7 Ditzler# 10029	
------------	---	--

E7.040 215	Glass Green Basic Color 18 Ditzler# 40613	
------------	---	--

E7.045 310	Clay Pipe Gray Basic Color 49 Ditzler# 30479	
------------	--	--

E7.050 **MODEL SPECIFIC GUIDELINE:** 1953 Allstate (4 & 6 cylinder)






E7.055 **A3304 & A3404** **Source:** KF Handbook

E7.060 110	Cardinal Basic Color 4 Ditzler# 50070	
------------	---	--



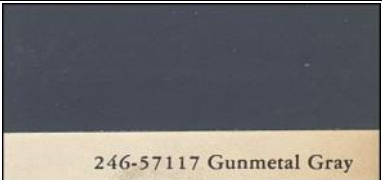

E7.065 204	Sabre Jet Blue Basic Color 73 Ditzler# 10903	
------------	--	--

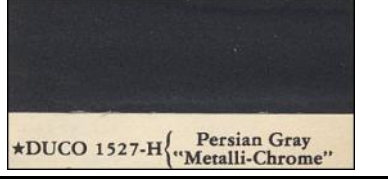
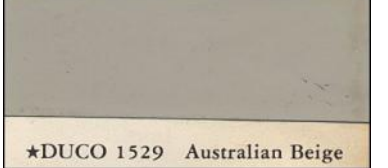
E7.070 208	Anchor Gray Basic Color 76 Ditzler# 31040	
------------	---	--




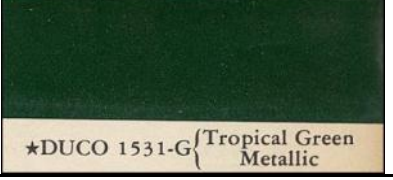

E7.100 MODEL SPECIFIC GUIDELINE:	Source: KF Handbook	
E7.105 513-4	1951 Henry J 4-Cylinder 2 Door Sedan	
E7.110 514-4	1951 Henry J 6-Cylinder 4 Door Sedan	
E7.115 Paint Color	Paint Name	Paint Chip
E7.120 110	Cardinal Basic Color 4 Ditzler# 50070	
E7.125 150	Crystal Green Basic Color 2 Ditzler# 40072	
E7.130 195 (514-4 Only)	Caribbean Coral (Metallic) Basic Color 14 Ditzler# 50197	
E7.135 330	Blue Satin Basic Color 53 Ditzler# 10592	
E7.140 355	Ceramic Green Basic Color 55 Ditzler# 40945	
E7.145 370	Mariner Gray Basic Color 52 Ditzler# 30767	
E7.150 390	Aloha Green Basic Color 58 Ditzler# 41042	
E7.155 391	Pasadena Yellow Basic Color 63 Ditzler# 80528	

E7.200	MODEL SPECIFIC GUIDELINE:	Source: KF Handbook	
E7.205	523-4V	1952 Henry J Vagabond 4-Cylinder 2-Door Sedan	
E7.210	524-4V	1952 Henry J Vagabond 6-Cylinder 2 Door Sedan	
E7.215	Paint Color	Paint Name	Paint Chip
E7.220	140	Onyx Black Basic Color 1 Ditzler# 9000	
E7.225	195	Caribbean Coral (Metallic) Basic Color 14 Ditzler# 50197	 181-22395 Caribbean Coral Metallic
E7.230	235	Saddle Bronze (Metallic) Basic Color 28 Ditzler# 20454	 181-24167 Saddle Bronze Metallic
E7.235	325	Cape Verde Green (Metallic) Basic Color 56 Ditzler# 40931	
E7.240	330	Blue Satin Basic Color 53 Ditzler# 10592	 246-81665 Blue Satin
E7.250	370	Mariner Gray Basic Color 52 Ditzler# 30767	 246-81660 Mariner Gray
E7.260			

E7.300 MODEL SPECIFIC GUIDELINE:	Source: KF Handbook	
E7.305 523-4	1952 Henry J 4-Cylinder 2-Door Sedan	
E7.310 524-4	1952 Henry J 6-Cylinder 2 Door Sedan	
E7.315 Paint Color	Paint Name	Paint Chip
E7.320 110	Cardinal Red Basic Color 4 Ditzler# 50070	 6329-A CARDINAL
E7.325 140	Onyx Black Basic Color 1 Ditzler# 9000	
E7.330 150	Crystal Green Basic Color 2 Ditzler# 40072	 246-54723 Crystal Green
E7.335 235	Saddle Bronze (Metallic) Basic Color 28 Ditzler# 20454	 181-24167 Saddle Bronze Metallic
E7.340 325	Forest Green Metallic Basic Color 56 Ditzler# 40931	 202-81664-G {Forest Green Metallic
E7.345 394	Turquoise Basic Color 64 Ditzler# 10539	 246-57118-G Turquoise Blue
E7.350 396	Blue Satin (Metallic) Basic Color 67 Ditzler# 10367	 7275 BLUE SATIN METALLIC
E7.355 397	Gunmetal Basic Color 66 Ditzler# 30938	 246-57117 Gunmetal Gray

E7. 400 523-4 & 524-4	CONTINUED From previous page	
E7.405 Paint Color	Paint Name	Paint Chip
E7.410 398	Cerulean Basic Color 65 Ditzler# 10297	 246-57119 Cerulean Blue
E7.415 399	Willow Gray Basic Color 68 Ditzler# 30937	 246-57116 Willow Gray
E7.420 428 - Upper	Gunmetal Gray Basic Color 66 Ditzler# 30938	 246-57117 Gunmetal Gray
E7.425 428 - Lower	Willow Gray Basic Color 68 Ditzler# 30937	 246-57116 Willow Gray
E7.430		
E7.435		
E7.440		
E7.445		
E7.450 Note : Advance information Bulletin #69, dated 11/28/50 for information on factory approved two-toning of Henry J models by dealers or distributors.		
E7.455 Note : Wheel Color is the same as body color paint.		

E7.500 MODEL SPECIFIC GUIDELINE:	Source: KF Handbook	
E7.505 533-4	1953 Henry J Corsair 4-Cylinder 2-Door Sedan	
E7.510 534-4	1953 Henry J Corsair Deluxe 6-Cylinder 2 Door Sedan	
E7.515 543-4	1954 Henry J Corsair 4-Cylinder 2 Door Sedan	
E7.520 544-4	1954 Henry J Corsair Deluxe 6-Cylinder 2 Door Sedan	
E7.525 Paint Color	Paint Name	Paint Chip
E7.530 110	Cardinal Basic Color 4 Ditzler# 50070	 6329-A CARDINAL
E7.535 140	Onyx Black Basic Color 1 Ditzler# 9000	
E7.540 202	Jade Green (Metallic) Basic Color 71 Ditzler# 41293	 ★DUCO 1615-G {Jade Green Metallic
E7.545 203	Peacock Blue Basic Color 72 Ditzler# 10012	 DULUX 93-72045-K Peacock Blue
E7.550 204	Sabre Jet Blue Basic Color 73 Ditzler# 10903	 ★DUCO 1526 Sabre Jet Blue
E7.555 206	Copper Dust (Metallic) Basic Color 74 Ditzler# 20897	 DUCO 1669-H {Copper Dust Metallic
E7.570 208	Anchor Gray Basic Color 75 Ditzler# 31040	 ★DUCO 1527-H { Persian Gray "Metalli-Chrome"
E7.575 213	Australian Beige Basic Color 77 Ditzler# 20898	 ★DUCO 1529 Australian Beige

E7.600 533-4 & 534-4 543-4 & 544-4	CONTINUED From previous page	
E7.605 Paint Color	Paint Name	Paint Chip
E7.610 214	Stardust Ivory Basic Color 69 Ditzler# 80591	 A rectangular paint chip showing a light beige color. Below the color is a white label with the text "7418 STARDUST IVORY".
E7.615 228	Pine Tint Green Basic Color 80 Ditzler# 41451	 A rectangular paint chip showing a light green color. Below the color is a white label with the text "★DUCO 1684 Pine Tint".
E7.620 229	Powder Blue Basic Color 81 Ditzler# 11058	 A rectangular paint chip showing a light blue color. Below the color is a white label with the text "★DUCO 1685 Powder Blue".
E7.625 395	Tropical Green (Metallic) Basic Color 78 Ditzler# 41278	 A rectangular paint chip showing a dark green color. Below the color is a white label with the text "★DUCO 1531-G {Tropical Green Metallic".
E7.630 398	Cerulean Blue Basic Color 65 Ditzler# 10297	 A rectangular paint chip showing a teal color. Below the color is a white label with the text "246-57119 Cerulean Blue".
E7.635		
E7.640		
E7.645		
E7.650 Note : Advance information Bulletin #69, dated 11/28/50 for information on factory approved two-toning of Henry J models by dealers or distributors.		
E7.655 Note : Wheel Color is the same as body color paint.		

INTERIOR (I)**I1. SEATS****I1a. Front & Rear Upholstery – Type & Condition**

11.010 The TRIM number on the firewall tag will indicate what materials were used on the car you are judging. Check the condition of all seats and be sure material and color is correct for the car.

Need photos of each of the different upholstery types used



11.015



I1a. (continued) Front & Rear Upholstery – Type & Condition



I1.015

I1.020 MODEL SPECIFIC GUIDELINE:	Source: KF Handbook
I1.025 A2304	1952 Allstate 4-Cylinder (Types 110-114)
I1.030 Trim #	Trim Name
I1.035 3490	Blue Fiber and Plastic
I1.040 3493	Unidentified
I1.045 3495	Unidentified
I1.050 3496	Green & Brown Fiberstrand & Plastic
I1.055 3497	Unidentified
I1.060 A2404	1952 Allstate 6-Cylinder (Types 115-116)
I1.065 Trim #	Trim Name
I1.070 4811	Unidentified
I1.075 4813	Blue-Green-Yellow Fiberstrand and Plastic
I1.080 4499	Red-Tan-Green Plaid Fiberstrand and Plastic
I1.085 A3304	1953 Allstate 4-Cylinder (Types 210-214)
I1.090 Trim #	Trim Name
I1.095 5522	Unidentified
I1.100 5523	Unidentified
I1.105 5525	Unidentified
I1.110 5526	Blue Plastistrand and Vinyl
I1.115 A3404	1953 Allstate 6-Cylinder (Types 215-216)
I1.120 Trim #	Trim Name
I1.125 5620	Unidentified

11.200 MODEL SPECIFIC GUIDELINE:	Source: KF Handbook
11.205 K5134	1951 Henry J 4-Cylinder 2-Door Sedan
11.210 Trim #	Trim Name
11.215 3401 & 3404	Armour Weave Gray
11.220 3402 & 3405	Harness Weave Brown
11.225 3403 & 3406	Academy Blue Tweed
11.230	
11.235 K5234V	1952 Henry J Vagabond 4-Cylinder 2-Door Sedan
11.240 Trim #	Trim Name
11.245 3456	Shephard Plaid - Folding Rear Seat
11.250 3457	Caribbean Plaid - Folding Rear Seat
11.255 3486	Shephard Plaid - Stationary Rear Seat
11.260 3487	Caribbean Plaid - Stationary Rear Seat
11.265	
11.270 K5144	1951 Henry J 6-Cylinder 2-Door Sedan
11.275 Trim #	Trim Name
11.280 4403	Shepherd Plaid & Burma Vinyl
11.285 4404	Hickory Brown Volta & Burma Vinyl
11.290 4405	Caribbean Plaid & Cape Verde Green Vinyl
11.295 4422 & 4428	Scarlet Dragon Vinyl
11.300 4423 & 4429	Burma Dragon Vinyl
11.305 4424 & 4430	Cape Verde Green Dragon Vinyl
11.310 4425 & 4431	Caribbean Coral Stockholm & Richmond
11.315 4426 & 4432	Hickory Brown Stockholm & Beaumont
11.320 4427 & 4433	Blue Satin Stockholm & Richmond
11.325 4435	Cape Verde Green Stockholm & Richmond
11.330 4437	Caribbean Coral Dragon Vinyl
11.335 4438	Explorer Gray Stockholm & Richmond
11.340 4440 & 4441	Chukker Tan Stockholm & Richmond
11.345	
11.350 K5244V	1952 Henry J Vagabond 6-Cylinder 2-Door Sedan
11.355 Trim #	Trim Name
11.360 4420	Shepherd Plaid & Cape Verde Green Vinyl-Stationary Rear Seat
11.365 4421	Caribbean Plaid & Cape Verde Green Vinyl-Stationary Rear Seat
11.370 4451	Shepherd Plaid & Cape Verde Green Vinyl-Folding Rear Seat
11.375 4453	Caribbean Plaid & Cape Verde Green Vinyl-Folding Rear Seat
11.380	

I1.400	MODEL SPECIFIC GUIDELINE:	Source: KF Handbook
I1.405	K5234	1952 Henry J 4-Cylinder 2-Door Sedan
I1.410	Trim #	Trim Name
I1.415	3407	Brown Shepherd Plaid - Folding rear seat
I1.420	3408	Black Shepherd Plaid - Folding rear seat
I1.425	3478	Shepherd Plaid & Burma Vinyl - Folding rear Seat
I1.430	3480	Caribbean Plaid & Forest Green Vinyl - Folding Rear Seat
I1.435	3460	Black Shepherd Plaid - Stationary Rear Seat
I1.440	3461	Brown Shepherd Plaid - Stationary Rear Seat
I1.445	3479	Shepherd Plaid & Burma Vinyl - Stationary Rear Seat
I1.450	3481	Caribbean Plaid & Forest Green Vinyl - Stationary Rear Seat
I1.455		
I1.460	K5244	1952 Henry J 6-Cylinder 2-Door Sedan
I1.465	Trim #	Trim Name
I1.470	4464	Mac Donnell Plaid - Folding Rear Seat
I1.475	4465	Swiss Chalet - Folding Rear Seat
I1.480	4482	Shephard Plaid & Burma Vinyl - Folding Rear Seat
I1.490	4480	Swiss Chalet - Stationary Rear Seat
I1.500	4481	Mac Donnell Plaid - Stationary Rear Seat
I1.505	4485	Shepherd Plaid & Burma Vinyl - Stationary Rear Seat
I1.510		
I1.515	K5334	1953 Henry J Corsair 4-Cylinder 2-Door Sedan
I1.520	K5434	1954 Henry J Corsair 4-Cylinder 2-Door Sedan
I1.525	Trim #	Trim Name
I1.530	5500	Copper Weave Plastistrand - Folding Rear Seat
I1.535	5505	Caribbean Plaid - Folding Rear Seat
I1.540	5506	Swiss Chalet & Burma Vinyl - Folding Rear Seat
I1.545	5507	Mac Donnell Plaid - Folding Rear Seat
I1.550	5501	Copper Weave Plastistrand - Stationary Rear Seat
I1.555	5509	Caribbean Plaid - Stationary Rear Seat
I1.560	5510	Swiss Chalet & Burma Vinyl - Stationary Rear Seat
I1.565	5511	Mac Donnell Plaid - Stationary Rear Seat
I1.570		
I1.575	K5344	1953 Henry J Corsair Deluxe 6-Cylinder 2-Door Sedan
I1.580	K5444	1954 Henry J Corsair Deluxe 6-Cylinder 2-Door Sedan
I1.585	Trim #	Trim Name
I1.590	5602	Australian Beige Whitman Cloth & Burma Vinyl
I1.595	5603	Persian Gray Whitman Cloth & Burma Vinyl

I2. FLOOR**I2a. Floor Mats or Carpets – Type & Condition**

I2.010

I2.020 Check condition of front & rear mats or carpets and be sure color and type are correct for the car.

I2.030

I2.040

I2b. Rear Mats or Carpets – Type & Condition

I2.050

I2c. Step Plates, Rubber Pads, Paint or Door Slide Rails

I2.060 Kick panels are cardboard, and there is a cardboard, colored panel at the inside of the firewall. All models have sill plates at the doors that are aluminum with an embossed pattern.

I3. CEILING

I3a. Headliner, Windlace, SunVisors & Convertible Top bows & Parts

13.010 Check headliner, windlace & sun visor condition and see if they are correct for the car.



I4. SIDES

I4a. Door Panels, Kick Pads, Arm Rests, Pillars

14.010 Check over inside of doors, check kick pads, arm rests and pillars for general condition and be sure color & materials are correct.



I5. RUBBER

I5a. Gas Pedal, Brake & Clutch Pads

15.010 Check rubber pedals for condition & proper type.

I5b. Window Felt & Door Weather Stripping

15.020 Look over window felt & door weather stripping & judge conditions & correctness.

I6. CHROME / PLASTIC

I6a. Horn Ring & Medallion

16.010 Look over all interior plastics parts and judge overall condition.

The emblem is standard in all Henry Js. All-states have a similar emblem with no K in the center..

The horn ring in early models was added with an accessory group.



I6. (continued) CHROME / PLASTIC**I6b. Dash & Radio Knobs, Shift & Turn Levers**

16.020 Judge dash gauges at this time.

**I6c. Door Handles, Window Cranks & Rear View Mirror**

16.030 WINDOW CRANK



DOOR HANDLE

**I6d. Steering Wheel**

16.040

All Henry J and Allstate Steering wheels are
The same as the one shown.

Solid color white painted rubber.



I7. TRIM**I7a. Inside Window Reveal Paint / Chrome**

- 17.010 Check condition of all knobs and plastics for damage, discoloration or other signs of deterioration.
- 17.020 Henry Js and Allstates do not have removable window reveal. The edges of the doors are painted the same as the bottom outside color.

17.030

17.040

17.050 **MODEL SPECIFIC GUIDELINE:**17.060 **F****Source:** KF Handbook

17.070

17.080 **Trim #****Trim Description**

17.090

17.100

17.110

17.120

I8. DASH

D8a. Paint, Padding & Instrument Cluster

18.010 Check the condition of the dash paint and note to be sure that the color is correct for the car.

Show different instrument clusters by year

Instrument surround with red K if Henry J

Instrument surround has no K if Allstate.

Show with dashboard with and without glove box

Show dashboard with and without padded top.

Allstate



TRUNK (T)**T1. FLOOR****T1a. Mat, Liner, Paint, Wood, Tire Cover**

T1.010 Check the floor of the trunk and note the condition of the material
The mat appears to be made of horse hair with a rubber backing.



T1.020 Check the condition of all wiring in the trunk (including the run to the license plate light in the bumper on sedans).

2. TOOLS**Jack & Lug Wrench**

T2.010 Black, Bumper Style. Check and be sure a jack & lug wrench is present and check their condition. A certain type is not necessary for judging.

3. RUBBER**Weather Seal & Tire Cover Gasket**

T3.030 Check condition of trunk lid seals

4. SIDES**Vinyl, Cardboard, Paint, Wood**

T4.010 The inside walls of the trunk are covered with cardboard over the undercoating type material. A plywood board covers the tire to make a shelf for storage. Judge overall condition.

ENGINE & COMPARTMENT

EC1. ENGINE

EC1a. Proper Engine & Correct Components

EC1.010 Check to be sure car has proper K-F engine. Also check that the correct manifold, carburetor, distributor and other components are correct for car.

EC1.020

Engine should be painted - Dark Green

The radiator is of the fin and tube construction

EC1a. Carburetor – Brand & Condition

EC4.710

EC4.715 **Carburetor**

EC4.720 MODEL SPECIFIC GUIDELINE:	Source	Description
EC4.725 A230-4 - Allstate 4 Cylinder		
EC4.730 A240-4 - Allstate 6 Cylinder		
EC4.735 A330-4 - Allstate 4 Cylinder		
EC4.740 A340-4 - Allstate 6 Cylinder		
EC4.745 K513-4 & K523V - 4 Cylinder	1951-1952-1953 SSB Henry J Dtd Nov 1952 Form X-19524 Pg 9	Downdraft, Single, Carter YF-820S, SA, or SB
EC4.750 K514-4 & K24-4V - 6 Cylinder	1951-1952-1953 SSB Henry J Dtd Nov 1952 Form X-19524 Pg 9	Downdraft, Single, Carter YF-814S, YF-833S, SA, or SB
EC4.765 K523-4 & K533-4 - 4 Cylinder	1951-1952-1953 SSB Henry J Dtd Nov 1952 Form X-19524 Pg 9	Downdraft, Single, Carter YF-820S, SA, or SB
EC4.770 K524-4 & K534-4 - 6 Cylinder	1951-1952-1953 SSB Henry J Dtd Nov 1952 Form X-19524 Pg 9	Downdraft, Single, Carter YF-814S, YF-833S, SA, or SB
EC4.785 K543-4 - 4 Cylinder	1951-1952-1953 SSB Henry J Dtd Nov 1952 Form X-19524 Pg 9	Downdraft, Single, Carter YF-820S, SA, or SB
EC4.790 K544-4 - 6 Cylinder	1951-1952-1953 SSB Henry J Dtd Nov 1952 Form X-19524 Pg 9	Downdraft, Single, Carter YF-814S, YF-833S, SA, or SB

EC2. PAINT**EC2a. Firewall, Inner Fenders & Radiator Shroud**

EC2.010 Firewall is painted car color, other painted areas (radiator wall, inner fenders, etc) are semi-gloss black. 4-Cylinder models have a fan shroud and it should be painted semi-gloss black.

EC2b. Engine, Transmission, Manifold, Radiator & Cap

EC2.020 Gray

EC3. WIRING**EC3a. Spark Plug Wires – Type & Condition**

EC3.010 Spark plug are black rubber wires and have no boots. The terminals should be straight bare terminals.

EC3b. Wiring Harness – Wire Type & Condition

EC3.020 Wiring harness should be cloth braided, covered wire in most cases with black tape.

EC3c. Battery Cables & Post Clamps & Battery Hold Down Bracket

EC3.030 K-F cars have POSITIVE GROUND. Ground cable should be a flat braided. The cable runs from the battery down to the driver side engine mount bolt and a heavy duty rubber wire to the solenoid. There will be a black metal hold down for the battery as factory. Check photo. Heavy wing nut bolts hold it down.



EC4. ELECTRICAL

EC4a. Coil & Distributor—Brand & Condition

EC4.010 Black.

EC4.015 **COIL**

EC4.020 MODEL SPECIFIC GUIDELINE:	SOURCE	Description
EC4.025 A230-4 - Allstate 4 Cylinder		
EC4.030 Alternate		
EC4.035 A240-4 - Allstate 6 Cylinder		
EC4.040 Alternate		
EC4.045 A330-4 - Allstate 4 Cylinder		
EC4.050 Alternate		
EC4.055 A340-4 - Allstate 6 Cylinder		
EC4.060 Alternate		
EC4.065 K513-4 - 4 Cylinder	1951-1952-1953 SSB Henry J Dtd Nov 1952 Form X-19524 Pg 15	Autolite CR-6009A
EC4.070 Alternate	Auto-Lite Service Parts Calatog 1952 Edition Form No. S-269 Pg 5	Autolite CR-6005 w/IG-1944 Bkt
EC4.075 K514-4 - 6 Cylinder	1951-1952-1953 SSB Henry J Dtd Nov 1952 Form X-19524 Pg 15	Autolite CR-6009A
EC4.080 Alternate	Auto-Lite Service Parts Calatog 1952 Edition Form No. S-269 Pg 5	Autolite CR-6005 w/IG-1944 Bkt
EC4.085 K523-4V - 4 Cylinder	1951-1952-1953 SSB Henry J Dtd Nov 1952 Form X-19524 Pg 15	Autolite CR-6009A
EC4.090 Alternate	Auto-Lite Service Parts Calatog 1952 Edition Form No. S-269 Pg 5	Autolite CR-6005 w/IG-1944 Bkt
EC4.095 K524-4V - 6 Cylinder	1951-1952-1953 SSB Henry J Dtd Nov 1952 Form X-19524 Pg 15	Autolite CR-6009A
EC4.100 Alternate	Auto-Lite Service Parts Calatog 1952 Edition Form No. S-269 Pg 5	Autolite CR-6005 w/IG-1944 Bkt
EC4.105 K523-4 - 4 Cylinder	1951-1952-1953 SSB Henry J Dtd Nov 1952 Form X-19524 Pg 17	Delco-Remy Model-1115327
EC4.110 Alternate	1951-1952-1953 Service Stnd Henry J Dtd Nov 1952 Form X-19524 Pg 17	Delco-Remy Model-1115385
EC4.115 K524-4 - 6 Cylinder	1951-1952-1953 SSB Henry J Dtd Nov 1952 Form X-19524 Pg 17	Delco-Remy Model-1115336
EC4.120 Alternate	1951-1952-1953 Service Stnd Henry J Dtd Nov 1952 Form X-19524 Pg 17	Delco-Remy Model-1115385
EC4.125 K533-4 - 4 Cylinder	1951-1952-1953 SSB Henry J Dtd Nov 1952 Form X-19524 Pg 17	Delco-Remy Model-1115327
EC4.130 Alternate	1951-1952-1953 Service Stnd Henry J Dtd Nov 1952 Form X-19524 Pg 17	Delco-Remy Model-1115385
EC4.135 K534-4 - 6 Cylinder	1951-1952-1953 SSB Henry J Dtd Nov 1952 Form X-19524 Pg 17	Delco-Remy Model-1115336
EC4.140 Alternate	1951-1952-1953 Service Stnd Henry J Dtd Nov 1952 Form X-19524 Pg 17	Delco-Remy Model-1115385
EC4.145 K543-4 - 4 Cylinder	1951-1952-1953 SSB Henry J Dtd Nov 1952 Form X-19524 Pg 17	Delco-Remy Model-1115327
EC4.150 Alternate	1951-1952-1953 Service Stnd Henry J Dtd Nov 1952 Form X-19524 Pg 17	Delco-Remy Model-1115385
EC4.155 K544-4 - 6 Cylinder	1951-1952-1953 SSB Henry J Dtd Nov 1952 Form X-19524 Pg 17	Delco-Remy Model-1115336
EC4.160 Alternate	1951-1952-1953 Service Stnd Henry J Dtd Nov 1952 Form X-19524 Pg 17	Delco-Remy Model-1115385
EC4.165		
EC4.170		

EC4a. (continued) Coil & Distributor—Brand & Condition

EC4.210 Black.

EC4.215 DISTRIBUTOR

EC4.220 MODEL SPECIFIC GUIDELINE:	Source	Description
EC4.225 A230-4 - Allstate 4 Cylinder		
EC4.230 A240-4 - Allstate 6 Cylinder		
EC4.235 A330-4 - Allstate 4 Cylinder		
EC4.240 A340-4 - Allstate 6 Cylinder		
EC4.245 K513-4 - 4 Cylinder	1951-1952-1953 SSB Henry J Dtd Nov 1952 Form X-19524 Pg 15	Autolite IAT-4008A
EC4.250 K514-4 - 6 Cylinder	1951-1952-1953 SSB Henry J Dtd Nov 1952 Form X-19524 Pg 15	Autolite IAT-4007
EC4.255 K523-4V - 4 Cylinder	1951-1952-1953 SSB Henry J Dtd Nov 1952 Form X-19524 Pg 17	Autolite IAT-4008A
EC4.260 K524-4V - 6 Cylinder	1951-1952-1953 SSB Henry J Dtd Nov 1952 Form X-19524 Pg 17	Autolite IAT-4007
EC4.265 K523-4 - 4 Cylinder	1951-1952-1953 SSB Henry J Dtd Nov 1952 Form X-19524 Pg 17	Delco-Remy Model-1110230
EC4.270 K524-4 - 6 Cylinder	1951-1952-1953 SSB Henry J Dtd Nov 1952 Form X-19524 Pg 17	Delco-Remy Model-1110231
EC4.275 K533-4 - 4 Cylinder	1951-1952-1953 SSB Henry J Dtd Nov 1952 Form X-19524 Pg 17	Delco-Remy Model-1110230
EC4.280 K534-4 - 6 Cylinder	1951-1952-1953 SSB Henry J Dtd Nov 1952 Form X-19524 Pg 17	Delco-Remy Model-1110231
EC4.285 K543-4 - 4 Cylinder	1951-1952-1953 SSB Henry J Dtd Nov 1952 Form X-19524 Pg 17	Delco-Remy Model-1110230
EC4.290 K544-4 - 6 Cylinder	1951-1952-1953 SSB Henry J Dtd Nov 1952 Form X-19524 Pg 17	Delco-Remy Model-1110231

EC4b. Voltage Regulator, Solenoid & Horns – Brand & Condition

EC4.310 Black.

EC4.315 VOLTAGE REGULATOR

EC4.320 MODEL SPECIFIC GUIDELINE:	Source	Description
EC4.325 A230-4 - Allstate 4 Cylinder		
EC4.330 A240-4 - Allstate 6 Cylinder		
EC4.335 A330-4 - Allstate 4 Cylinder		
EC4.340 A340-4 - Allstate 6 Cylinder		
EC4.345 K513-4 - 4 Cylinder	1951-1952-1953 SSB Henry J Dtd Nov 1952 Form X-19524 Pg 14	Autolite VPR 6001-A-2
EC4.350 K514-4 - 6 Cylinder	1951-1952-1953 SSB Henry J Dtd Nov 1952 Form X-19524 Pg 14	Autolite VPR 6001-A-2
EC4.355 K523-4V - 4 Cylinder	1951-1952-1953 SSB Henry J Dtd Nov 1952 Form X-19524 Pg 14	Autolite VPR 6001-A-2
EC4.360 K524-4V - 6 Cylinder	1951-1952-1953 SSB Henry J Dtd Nov 1952 Form X-19524 Pg 14	Autolite VPR 6001-A-2
EC4.365 K523-4 - 4 Cylinder	1951-1952-1953 SSB Henry J Dtd Nov 1952 Form X-19524 Pg 16	Delco-Remy Model-1118731
EC4.370 K524-4 - 6 Cylinder	1951-1952-1953 SSB Henry J Dtd Nov 1952 Form X-19524 Pg 16	Delco-Remy Model-1118731
EC4.375 K533-4 - 4 Cylinder	1951-1952-1953 SSB Henry J Dtd Nov 1952 Form X-19524 Pg 16	Delco-Remy Model-1118731
EC4.380 K534-4 - 6 Cylinder	1951-1952-1953 SSB Henry J Dtd Nov 1952 Form X-19524 Pg 16	Delco-Remy Model-1118731
EC4.385 K543-4 - 4 Cylinder	1951-1952-1953 SSB Henry J Dtd Nov 1952 Form X-19524 Pg 16	Delco-Remy Model-1118731
EC4.390 K544-4 - 6 Cylinder	1951-1952-1953 SSB Henry J Dtd Nov 1952 Form X-19524 Pg 16	Delco-Remy Model-1118731

EC4b.(cont.) Voltage Regulator, Solenoid & Horns—Brand & Condition		
EC4.410 Black.		
EC4.415 SOLENOID		
EC4.420 MODEL SPECIFIC GUIDELINE:	Source	Description
EC4.425 A230-4 - Allstate 4 Cylinder		
EC4.430 A240-4 - Allstate 6 Cylinder		
EC4.435 A330-4 - Allstate 4 Cylinder		
EC4.440 A340-4 - Allstate 6 Cylinder		
EC4.445 K513-4 - 4 Cylinder	Auto-Lite Service Parts Calatog 1952 Edition Form No. S-269 Pg 31	Autolite SS-4014
EC4.450 K514-4 - 6 Cylinder	Auto-Lite Service Parts Calatog 1952 Edition Form No. S-269 Pg 31	Autolite SS-4014
EC4.455 K523-4V - 4 Cylinder	Auto-Lite Service Parts Calatog 1952 Edition Form No. S-269 Pg 31	Autolite SS-4014
EC4.460 K524-4V - 6 Cylinder	Auto-Lite Service Parts Calatog 1952 Edition Form No. S-269 Pg 31	Autolite SS-4014
EC4.465 K523-4 - 4 Cylinder		
EC4.470 K524-4 - 6 Cylinder		
EC4.475 K533-4 - 4 Cylinder		
EC4.480 K534-4 - 6 Cylinder		
EC4.385 K543-4 - 4 Cylinder		
EC4.490 K544-4 - 6 Cylinder		

EC4b. Voltage Regulator, Solenoid & Horns—Brand & Condition		
EC4.510 Black.		
EC4.515 HORNS		
EC4.520 MODEL SPECIFIC GUIDELINE:	RIGHT—Standard Low Pitch	LEFT High Pitch
EC4.525 A230-4 - Allstate 4 Cylinder	Delco-Remy	
EC4.530 A240-4 - Allstate 6 Cylinder	Delco-Remy	
EC4.535 A330-4 - Allstate 4 Cylinder	Delco-Remy	
EC4.540 A340-4 - Allstate 6 Cylinder	Delco-Remy	
EC4.545 K513-4 - 4 Cylinder	Delco-Remy	
EC4.550 K514-4 - 6 Cylinder	Delco-Remy	AG 8 Confidential Bulletin No. 49, Dtd Sept. 29, 1950
EC4.555 K523-4V - 4 Cylinder	Delco-Remy	
EC4.560 K524-4V - 6 Cylinder	Delco-Remy	AG 8 Confidential Bulletin No. 49, Dtd Sept. 29, 1950
EC4.565 K523-4 - 4 Cylinder	Delco-Remy	
EC4.570 K524-4 - 6 Cylinder	Delco-Remy	
EC4.575 K533-4 - 4 Cylinder	Delco-Remy	
EC4.580 K534-4 - 6 Cylinder	Delco-Remy	
EC4.585 K543-4 - 4 Cylinder	Delco-Remy	
EC4.590 K544-4 - 6 Cylinder	Delco-Remy	
EC4.600		

EC4c. Generator & Starters – Brand & Condition

EC4.610 Black.

EC4.615 GENRATOR

EC4.620 MODEL SPECIFIC GUIDELINE:	Source	Description
EC4.625 A230-4 - Allstate 4 Cylinder		
EC4.630 A240-4 - Allstate 6 Cylinder		
EC4.635 A330-4 - Allstate 4 Cylinder		
EC4.640 A340-4 - Allstate 6 Cylinder		
EC4.645 K513-4 - 4 Cylinder	1951-1952-1953 SSB Henry J Dtd Nov 1952 Form X-19524 Pg 14	Autolite GDZ-6001E
EC4.650 K514-4 - 6 Cylinder	1951-1952-1953 SSB Henry J Dtd Nov 1952 Form X-19524 Pg 14	Autolite GDZ-6001E
EC4.655 K523-4V - 4 Cylinder	1951-1952-1953 SSB Henry J Dtd Nov 1952 Form X-19524 Pg 14	Autolite GDZ-6001E
EC4.660 K524-4V - 6 Cylinder	1951-1952-1953 SSB Henry J Dtd Nov 1952 Form X-19524 Pg 14	Autolite GDZ-6001E
EC4.665 K523-4 - 4 Cylinder	1951-1952-1953 SSB Henry J Dtd Nov 1952 Form X-19524 Pg 16	Delco-Remy Model-1102789
EC4.670 K524-4 - 6 Cylinder	1951-1952-1953 SSB Henry J Dtd Nov 1952 Form X-19524 Pg 16	Delco-Remy Model-1102789
EC4.675 K533-4 - 4 Cylinder	1951-1952-1953 SSB Henry J Dtd Nov 1952 Form X-19524 Pg 16	Delco-Remy Model-1102789
EC4.680 K534-4 - 6 Cylinder	1951-1952-1953 SSB Henry J Dtd Nov 1952 Form X-19524 Pg 16	Delco-Remy Model-1102789
EC4.685 K543-4 - 4 Cylinder	1951-1952-1953 SSB Henry J Dtd Nov 1952 Form X-19524 Pg 16	Delco-Remy Model-1102789
EC4.690 K544-4 - 6 Cylinder	1951-1952-1953 SSB Henry J Dtd Nov 1952 Form X-19524 Pg 16	Delco-Remy Model-1102789

EC4c. Generator & Starters – Brand & Condition

EC4.710 Black.

EC4.715 STARTER

EC4.720 MODEL SPECIFIC GUIDELINE:	Source	Description
EC4.725 A230-4 - Allstate 4 Cylinder		
EC4.730 A240-4 - Allstate 6 Cylinder		
EC4.735 A330-4 - Allstate 4 Cylinder		
EC4.740 A340-4 - Allstate 6 Cylinder		
EC4.745 K513-4 & K523V - 4 Cylinder	1951-1952-1953 SSB Henry J Dtd Nov 1952 Form X-19524 Pg 15	Autolite EOD-11159
EC4.748 Alternate	Advance Service Information Henry J 1951 Models 513 * 514 Dtd Aug 1950 Form X-19504 Pg 50	Autolite MZ-4163
EC4.750 K514-4 & K24-4V - 6 Cylinder	1951-1952-1953 SSB Henry J Dtd Nov 1952 Form X-19524 Pg 15	Autolite EOD-11159
EC4.753 Alternate	Advance Service Information Henry J 1951 Models 513 * 514 Dtd Aug 1950 Form X-19504 Pg 50	Autolite MZ-4163
EC4.765 K523-4 & K533-4 - 4 Cylinder	1951-1952-1953 SSB Henry J Dtd Nov 1952 Form X-19524 Pg 16	Delco-Remy Model-1107131
EC4.770 K524-4 & K534-4 - 6 Cylinder	1951-1952-1953 SSB Henry J Dtd Nov 1952 Form X-19524 Pg 16	Delco-Remy Model-1107131
EC4.785 K543-4 - 4 Cylinder	1951-1952-1953 SSB Henry J Dtd Nov 1952 Form X-19524 Pg 16	Delco-Remy Model-1107131
EC4.790 K544-4 - 6 Cylinder	1951-1952-1953 SSB Henry J Dtd Nov 1952 Form X-19524 Pg 16	Delco-Remy Model-1107131

EC5. SPARK PLUGS**EC5a. Condition, Brand & Number**

EC5.010 Spark plugs installed by K-F were Auto-Lite A-5 types.

Acceptable Spark Plugs are:

Autolite AN7 or A-7

Autolite (alt) AR8

Champion J-8

AC 45 or 45 com

EC6. HOSES / BELTS**EC6a. Radiator, Heater Hoses, Clamps & Fan Belts**

EC6.010 Hoses in the engine compartment are black, with the radiator hoses smooth black molded rather than accordion type. Clamps are the older nut/bolt type and are not self-tightening.

EC6.020

EC7. HARDWARE**EC7a. Bolts, Nuts, Screw, Clips & Fasteners**

EC7.010

EC8. BATTERY

Oval, 7-3/4" x 3-3/4" x 22"

EC8a. Condition, Size & Voltage

EC8.010 Battery used on the line is an Auto-Lite Group 1 case 6-volt battery.
Autolite IM-100D, 6 Volt Source: The Henry J Fact Book, Copyright 1951, Pg 87

EC9. HOOD**EC9a. Insulation and/or Paint**

EC9.010 Check to see if the underside of the hood should be just painted the body color. No insulation .
Check for general condition.

EC10. FILTERS**EC10a. Oil Filter – Condition, Color & Type**

EC10.010 Factory installed oil filter is the type ½ replacement canister oil filter; replacement element type oil filters were dealer installed alternatives. Main brand was Purolator, painted black with decal; Fram filters may also be acceptable painted orange with black painted brackets and cover.

EC10.020

EC10.030

EC10b. Air Filter – Condition, Color & Type

EC10.040 This allows for the United Specialties supplied air cleaner (round type) to sit on top of the carburetor on 6 cylinder models and an offset design on 4 cylinder models. There will be a decal on the air cleaner identifying information for filling the oil bath level. .

CHASSIS (C)**C1. MUFFLER / PIPES****C1a. Proper Type, Size & Condition**

C1.010 Muffler should be oval, 7-3/4" x 3-3/4" x 22". The muffler, tail pipe and exhaust pipe are galvanized steel. The tail pipe should be 1 1/2 inches. Check for condition of the exhaust system and that the tail pipe is secured. Source: 1951-1952-1953 SSD Henry J Dtd Nov 1952 Form X-19524 Pg 10.

C2. SHOCKS**C2a. Type, Color & Condition**

C2.010 Shock absorbers front & rear should be painted black small diameter.

Helper springs in back are not allowed and there will be shock absorbers in the front coil springs as well as the rear. Check the car for "Kaiser Sag" caused by more weight consistently on the left side of the car, and also check for condition of shocks and springs as a safety issue.


C3. UNDER BODY**C3a. Frame / Body Condition & Paint**

C3.010 The frame is painted semi-gloss black and is an x-type. Check for rust out, damage or cracks. Check condition of brake hoses for cracks, leaks or other signs of deterioration as a safety issue as well. Underside of the body is painted either primer or car color, and undercoating is acceptable.

INCORRECT COMPONENTS (IC)**IC1. NON K-F****IC1a. Miscellaneous Non K-F & Incorrect Components**

IC1.010 Check this line for miscellaneous incorrect items on the car such as wrong fog lights, hood horns, headlight hoods, dual radio antennas and other obvious components that don't belong on the car. KFOCI judges do not deduct for safety items such as seat belts, electric fuel pumps, mirrors, oil coolers, directional signals, battery cut-off or clear seat covers.

AD1. ACCESSORIES (DEALER INSTALLED)

AD1.010 Accessory	Part #	Source
AD1.020 Antenna, Manual 62"	100152	
AD1.030 Antenna, Manual 93"	100153	
AD1.040 Radio, 6 Tube	100205	Parts & Accessory Bulletin 41-A Dtd Jan. 12, 1951
AD1.050 Radio, 6 Tube	100219	
AD1.060 Radio, 6 Tube	200001 w/100167	Radio with P/N 100167 Conversion Kit is same as P/N 100219
AD1.070 Speaker, Rear Seat	100218	
AD1.080 Heater	100171	1951 HJ Preliminary Part List Dtd Sept. 1950 (PA 9504) Pg 86 
AD1.090 Air Duct Right	100172	
AD1.100 Air Duct Left	100173	
AD1.110 Heater	100238	
AD1.120 Heater, Recirculating	100302	

(continued) ACCESSORIES (DEALER INSTALLED)		
AD1.210 Accessory	Part #	Source
AD1.220 Spotlight, Small	100094	
AD1.230 Spotlight, Large	100104	
AD1.240 Spotlight, Hand	100236	
AD1.250 Foglights	100103	
AD1.260 Courtesy Light	100210	
AD1.270 Back-up Pkg, Right	100100	
AD1.280 Back-up Pkg, Left	100101	
AD1.290 Wiring Pkg, Back-up Lights	100222	
AD1.300 Direction Signals	100216	
AD1.310 Spare Tire Valve Extension	100257	Parts & Accessory Bulletin 52-A Dtd July 20, 1951
AD1.320 Glare Shield, Inside Visor	100250	
AD1.330 Continental Spare Wheel	100282	Parts & Accessory Bulletin 56-A Dtd Oct. 12, 1951
AD1.340 SAV-A-BATTERY Filler Caps (Set of 3)		Parts & Accessory Bulletin 1-B Dtd Dec. 18, 1951
3/4"	100289	
3/4" Willard	100290	
7/8"	100291	
1"	100292	
1 1/4" Small	100293	
2 1/4" Large	100294	
AD1.350 Mirror, Clamp-On Type	100142	
AD1.360 Mirror, Door Panel Type	100143	
AD1.370 Mirror, Vanity	100021	
AD1.380 Windshield Visor (Outside)	100146	Parts & Accessory Bulletin 1-B Dtd Dec. 18, 1951
AD1.390 Electric Shaver	100131	
AD1.400 Windshield Washer	100106	

(continued) ACCESSORIES (DEALER INSTALLED)		
IC1.510 Accessory	Part #	Source
IC1.520 Wheel Trim Rings (5)	100114	
IC1.530 Oil Filter, Hvy Duty	100125	
IC1.540 Exhaust Deflector	200023	
IC1.550 Air Ride Cushions	100063	
IC1.560 Door Vent Shades (2)	100283	Parts & Accessory Bulletin 55-A Dtd Oct. 9, 1951
IC1.570 Ventilator Pkg, Front Door	100254	Parts & Accessory Bulletin 47-A Dtd Mar. 16, 1951
IC1.580 Ventilator Pkg, Quarter Panel	100220	Parts & Accessory Bulletin 45-A Dtd Feb. 23, 1951
IC1.590 Direct-A-Flow, Wind Guards	100235	Parts & Accessory Bulletin 46-A Dtd Mar. 15, 1951
IC1.600 Cigar Lighter Pkg	100209	
IC1.610 Spotligher	100270	Parts & Accessory Bulletin 51-A Dtd July 6, 1951
IC1.620 Arm Rest Pkgs (pr.) Century Brown Temple Gray Burma Dragon Cape Verde Green	100211 100212 100213 100214	
IC1.630 Seat Covers (Complete Set) Matting, Folding Seat Back Matting, Stationary Seat Back Toreador, Folding Seat Back Toreador, Stationary Seat Back	100237 100255 100264 100265	Parts & Accessory Bulletin 48-A Dtd Apr. 6, 1951
IC1.640		
IC1.650		
IC1.660		
IC1.670		
IC1.680		
IC1.690		
IC1.700		

ACCESSORY GROUP (AG) DESCRIPTIONS

AG.010

ACCESSORY GROUPS

K513 models could be ordered by dealers without an Accessory Group and initial production were offered only that way. After initial production dealers could choose between no Accessory Group or with an Accessory Group.

K514 models could only be ordered without an Accessory Group by special order. Also, the K514 appears to have more Accessory Groups offered than any other K-F product & groups were typically tied to either a fold-down rear seat back or a stationary seat back.

K524 Corsairs could be ordered by dealers without an Accessory Group if desired.

All 5244 Corsair Deluxe models came with an Accessory Group unless special ordered by the dealer

There were no accessory groups offered on the 1954 models according to Kaiser-Willys Trade letter K 54-3, 1/27/54

AG 4

5234 1952 HENRY J CORSAIR 4-CYLINDER 2-DOOR SEDAN

Cars with fold-down rear seat
Opening Front Window Vents
Vacuum Booster Fuel Pump
Deck Lid

AG 5

5234 1952 HENRY J CORSAIR 4-CYLINDER 2-DOOR SEDAN

Cars with fold-down rear seat
Opening Front Window Vents
Deck Lid
Vacuum Booster Fuel Pump

AG 6 Same As AG 5

5234 1952 HENRY J CORSAIR 4-CYLINDER 2-DOOR SEDAN

Cars with stationary rear seat

AG 7 – Basic group, cars with fold-down rear seat only (known as AG 8 on 1951 models):

5244 1952 HENRY J CORSAIR 4-CYLINDER 2-DOOR SEDAN

2 Bumper Guards Front
2 Bumper Guards Rear
Cigarette Lighter in Dashboard
Chrome Horn Ring
Stainless Steel Hub Cap Discs
Second Horn
2 Ash Receivers in Rear Compartment

AG 8 (became referred to as Accessory Group 28)

5144 1951 HENRY J 6-CYLINDER 2-DOOR SEDAN
5244V 1952 HENRY J VAGABOND 6-CYLINDER 2-DOOR SEDAN
Cigarette Lighter in Dashboard
Stainless Steel Hub Cap discs

Chrome Horn Ring
 2 Bumper Guards Front, 2 Rear
 Second Horn
 2 Ash Trays in Rear Compartment (back seat area)

AG 8 – For models with folding Rear Seat

5244 1952 HENRY J CORSAIR 4-CYLINDER 2-DOOR SEDAN

Opening Front Window Vents
 2 Bumper Guards Front
 2 Bumper Guards Rear
 Vacuum Booster Fuel Pump
 Stainless Steel Hub Cap Discs
 Chrome Horn Ring
 Deck Lid
 Second Horn
 2 Ash Receivers in Rear Compartment
 Cigarette Lighter in Dashboard

AG 9 in models with fixed rear seat

5244 1952 HENRY J CORSAIR 4-CYLINDER 2-DOOR SEDAN

Opening Front Window Vents
 2 Bumper Guards Front
 2 Bumper Guards Rear
 Vacuum Booster Fuel Pump
 Stainless Steel Hub Cap Discs
 Chrome Horn Ring
 Deck Lid
 Second Horn
 2 Ash Receivers in Rear Compartment
 Cigarette Lighter in Dashboard

AG 10

5134 1951 HENRY J 4-CYLINDER 2-DOOR SEDAN

5234V 1952 HENRY J VAGABOND 4-CYLINDER 2-DOOR SEDAN

Opening Front Window Vents
 Deck Lid
 Stockholm Cloth Trim
 Right Hand Sun Visor
 Door Arm Rests
 Door Trim Moldings
 Vacuum Booster Fuel Pump

AG 10

5144 1951 HENRY J 6-CYLINDER 2-DOOR SEDAN

5244V 1952 HENRY J VAGABOND 6-CYLINDER 2-DOOR SEDAN

Opening Front Window Vents
 Deck Lid
 Stockholm Cloth or Pleated Dragon Vinyl Trim
 Right Hand Side Sun Visor
 Door Arm Rests
 Door Trim Moldings
 Fold Down Rear Seat
 Door Trim Moldings

AG 17

5134 1951 HENRY J 4-CYLINDER 2-DOOR SEDAN
 5234V 1952 HENRY J VAGABOND 4-CYLINDER 2-DOOR SEDAN
 Folding rear seat

AG 18 Trim #'s same as Accessory Group 21 combinations

5144 1951 HENRY J 6-CYLINDER 2-DOOR SEDAN
 5244V 1952 HENRY J VAGABOND 6-CYLINDER 2-DOOR SEDAN
 All items in BOTH Accessory Group's 8 and 10 plus Vacuum Booster Fuel Pump

AG 19 Trim #'s same as Accessory Group 22 combinations

5144 1951 HENRY J 6-CYLINDER 2-DOOR SEDAN
 5244V 1952 HENRY J VAGABOND 6-CYLINDER 2-DOOR SEDAN
 All items in Accessory Group 22 plus Vacuum Booster Fuel Pump

AG 20

5134 1951 HENRY J 4-CYLINDER 2-DOOR SEDAN
 5234V 1952 HENRY J VAGABOND 4-CYLINDER 2-DOOR SEDAN
 Opening Front Window Vents
 Deck Lid

AG 21 All items found in BOTH Accessory Group's 8 & 10.

5144 1951 HENRY J 6-CYLINDER 2-DOOR SEDAN
 5244V 1952 HENRY J VAGABOND 6-CYLINDER 2-DOOR SEDAN

AG 22

5144 1951 HENRY J 6-CYLINDER 2-DOOR SEDAN
 5244V 1952 HENRY J VAGABOND 6-CYLINDER 2-DOOR SEDAN
 Opening Front Window Vents
 Cigarette Lighter in Dashboard
 Full Stainless Steel Wheel Discs
 Chrome Horn Ring
 Second Horn
 2 Bumper Guards Front
 2 Bumper Guards Rear
 2 Ash Trays in Rear Compartment
 Deck Lid
 Door Arm Rests
 Stockholm or Pleated Dragon Vinyl Trim
 Right Hand Sun Visor
 Stationary Rear Seat
 Door Trim Moldings

AG 24

5144 1951 HENRY J 6-CYLINDER 2-DOOR SEDAN
 5244V 1952 HENRY J VAGABOND 6-CYLINDER 2-DOOR SEDAN
 Opening Front Window Vents
 Deck Lid
 Vacuum Booster Fuel Pump
 Cigarette Lighter in Dashboard

Chrome Horn Ring
 Full Stainless Steel Hub Cap Discs
 Second Horn
 2 Bumper Guards Front
 2 Bumper Guards Rear
 2 Ash Trays in Rear Compartment
 Fold Down Rear Seat

AG 25

5144 1951 HENRY J 6-CYLINDER 2-DOOR SEDAN
 5244V 1952 HENRY J VAGABOND 6-CYLINDER 2-DOOR SEDAN
 Opening Front Window Vents
 Deck Lid
 Cigarette Lighter in Dashboard
 Full Stainless Steel Hub Cap Discs
 Chrome Horn Ring
 Vacuum Booster Fuel Pump
 Second Horn
 2 Bumper Guards Front
 2 Bumper Guards Rear
 Stationary Rear Seat Back
 2 Ash Trays in Rear Compartment

AG 26

5134 1951 HENRY J 4-CYLINDER 2-DOOR SEDAN
 5234V 1952 HENRY J VAGABOND 4-CYLINDER 2-DOOR SEDAN
 Fixed rear seat
 Opening Front Window Vents
 Deck Lid
 Vacuum Booster Fuel Pump

AG 27 – with Fixed Rear Seat

5244 1952 HENRY J CORSAIR 4-CYLINDER 2-DOOR SEDAN
 Radio and Antenna, Installed
 Opening Front Window Vents
 Deck Lid
 Vacuum Booster Fuel Pump
 2 Ash Receivers in Rear Compartment
 Right hand Air Duct
 Second Horn
 Stainless Steel Hub Cap Discs
 Cigarette Lighter in Dashboard
 Chrome Horn Ring
 Heater & Defroster, Installed
 2 Bumper Guards Front
 2 Bumper Guards Rear
 Opening Rear Window Vents
 Replacement Element Oil Filter

AG 34 (Corsairs with folding rear seat only)

K5334 1953 HENRY J CORSAIR (4-CYL) 2-DOOR SEDAN
 Opening Front Window Vents

Vacuum Booster Fuel Pump

AG 36 (Corsairs with fixed rear seat only):*K5334 1953 HENRY J CORSAIR (4-CYL) 2-DOOR SEDAN*

Opening Front Window Vents
Vacuum Booster Fuel Pump
Deck lid
Ash Tray mounted in dashboard
Cigarette Lighter in dashboard

AG 39 (offered with Fixed Rear Seat only):*K5344 1953 HENRY J CORSAIR DELUXE (6-CYL) 2-DOOR SEDAN*

Opening Front Window Vents
Vacuum Booster Fuel Pump
Deck lid
2 Bumper Guards Front, 2 Rear
Cigarette Lighter in dashboard
Stainless Steel Hub Cap Discs
Chrome Horn Ring
Second Horn
2 Ash Receivers in Rear Compartment
Right Hand Sun Visor

AG.020

AG.030

FACTORY INSTALLABLE OPTIONS

AG.040

AG.050

BUILD



OWNER

CONFIDENCE...

WITH

*Factory Approved
and Inspected
Parts and Accessories*